

# Omega One

*Established 1989*

Terms: Net 30  
FOB: Maple Heights, Ohio

**sales@omegaone.net**  
**(800) 678- 9187 - Fax (216) 475-0870**

## INDEX

Stainless Steel Threaded Pipe Fittings/Adapters . . . . .	.2, 3, 4
Stainless Steel 37° Flared Tube Fittings . . . . .	.5, 6, 7, 8, 9, 10
Stainless Steel Flareless Fittings . . . . .	.11, 12, 13
Stainless Steel Hose Fittings/NPSM Pipe Swivels . . . . .	.14
Stainless Steel Push On Fittings . . . . .	.15

OMEGA ONE - 5241 Greenhurst Ext. - Maple Heights, Ohio 44137  
**(800) 678- 9187 - Fax (216) 475-0870**  
**Website: [www.omegaone.net](http://www.omegaone.net)**

# STAINLESS STEEL THREADED PIPE FITTINGS

## MALE PIPE THREADS



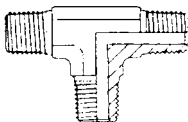
**HEX COUNTERSUNK PLUGS**

- P-1/8-CP
- P-1/4-CP
- P-3/8-CP
- P-1/2-CP
- P-3/4-CP
- P-1-CP



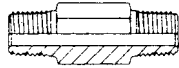
**HEX NIPPLE**

- P-1/8-HN
- P-1/4-HN
- P-1/4x1/8-HN
- P-3/8-HN
- P-3/8x1/8-HN
- P-3/8x1/4-HN
- P-1/2-HN
- P-1/2x1/8-HN
- P-1/2x1/4-HN
- P-1/2x3/8-HN
- P-3/4-HN
- P-3/4x1/4-HN
- P-3/4x3/8-HN
- P-3/4x1/2-HN
- P-1-HN
- P-1x1/4-HN
- P-1x1/2-HN
- P-1x3/8-HN
- P-1x3/4-HN
- P-1 1/4-HN
- P-1 1/4x1-HN
- P-1 1/2-HN
- P-1 1/2x1-HN
- P-2-HN
- P-2 x 1 1/2-HN



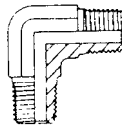
**MALE TEE**

- P-1/8-MMM
- P-1/4-MMM
- P-3/8-MMM
- P-1/2-MMM
- P-3/4-MMM



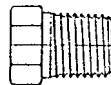
**LONG HEX NIPPLE**

- P-1/8-HN x 1.5
- P-1/8-HN x 2.0
- P-1/8-HN x 2.5
- P-1/8-HN x 3.0
- P-1/4-HN x 1.5
- P-1/4-HN x 2.0
- P-1/4-HN x 2.5
- P-1/4-HN x 3.0
- P-1/4-HN x 4.0
- P-3/8-HN x 2.0
- P-3/8-HN x 3.0
- P-3/8-HN x 3.5
- P-3/8-HN x 4.0
- P-1/2-HN x 2.0
- P-1/2-HN x 2.5
- P-1/2-HN x 3.0
- P-1/2-HN x 4.00
- P-1/2-HN x 6.00
- P-3/4-HN x 3.0
- P-1-HN x 3.0



**MALE ELBOW**

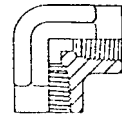
- P-1/8-MM
- P-1/4-MM
- P-3/8-MM
- P-3/8x1/4-MM
- P-1/2-MM
- P-1/2x3/8-MM
- P-3/4-MM
- P-1-MM
- P-1 1/4-MM



**HEX HEAD PLUG**

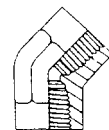
- P-1/8-HP
- P-1/4-HP
- P-3/8-HP
- P-1/2-HP
- P-3/4-HP
- P-1-HP
- P-1 1/4-HP
- P-1 1/2-HP
- P-2-HP

## FEMALE PIPE THREADS



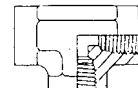
**ELBOW**

- P-1/8-FF
- P-1/4-FF
- P-3/8-FF
- P-1/2-FF
- P-1/2x3/8-FF
- P-3/4-FF
- P-1-FF
- P-1 1/4-FF
- P-1 1/2-FF



**FEMALE PIPE 45° ELBOW**

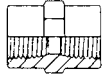
- P-1/4-FF-45°
- P-3/8-FF-45°
- P-1/2-FF-45°
- P-3/4-FF-45°



**TEE**

- P-1/8-FFF
- P-1/4-FFF
- P-3/8-FFF
- P-1/2-FFF
- P-3/4-FFF
- P-1-FFF
- P-1 1/4-FFF
- P-1 1/2-FFF

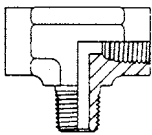
# STAINLESS STEEL THREADED PIPE FITTINGS



**HEX COUPLING**

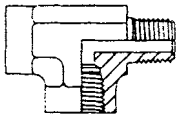
- P-1/8-HC
- P-1/4 x 1/8-HC
- P-1/4-HC
- P-3/8x1/8-HC
- P-3/8 x 1/4-HC
- P-3/8-HC
- P-1/2 x 1/4-HC
- P-1/2 x 3/8-HC
- P-1/2-HC
- P-3/4 x 1/4-HC
- P-3/4 x 1/2-HC
- P-3/4-HC
- P-1-HC
- P-1 x 1/2-HC
- P-1 x 3/4-HC
- P-1 1/4-HC
- P-1 1/4x1-HC
- P-1 1/2-HC
- P-1 1/2x 1 1/4-HC
- P-2-HC

**COMBINATIONS**



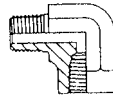
**MALE BRANCH TEE**

- P-1/8-FFM
- P-1/4-FFM
- P-3/8-FFM
- P-1/2-FFM
- P-3/4-FFM
- P-1-FFM



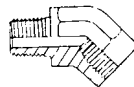
**MALE RUN TEE**

- P-1/8-FMF
- P-1/4-FMF
- P-3/8-FMF
- P-1/2-FMF
- P-3/4-FMF
- P-1-FMF



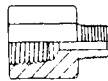
**STREET ELBOW**

- P-1/8-MF
- P-1/8 x 1/4-MF
- P-1/4-MF
- P-1/4x1/8-MF
- P-1/4 x 3/8-MF
- P-1/4 x 1/2-MF
- P-3/8-MF
- P-3/8x1/4-MF
- P-3/8 x 1/2-MF
- P-1/2-MF
- P-1/2x3/8-MF
- P-3/4-MF
- P-3/4x1/2-MF
- P-1-MF
- P-1 1/4-MF
- P-1 1/2-MF



**STREET ELBOW 45°**

- P-1/8-MF-45°
- P-1/4-MF-45°
- P-3/8-MF-45°
- P-1/2-MF-45°
- P-3/4-MF-45°
- P-1-MF-45°



**REDUCING ADAPTER**

- P-1/8-RA
- P-1/4 x 1/8-RA
- P-1/4-RA
- P-3/8 x 1/8-RA
- P-3/8 x 1/4-RA
- P-3/8-RA
- P-1/2 x 1/8-RA
- P-1/2 x 1/4-RA
- P-1/2 x 3/8-RA
- P-1/2-RA
- P-3/4 x 1/4-RA
- P-3/4 x 3/8-RA
- P-3/4 x 1/2-RA
- P-3/4-RA
- P-1 x 1/4-RA
- P-1 x 1/2-RA
- P-1 x 3/4-RA

- P-1-RA
- P-1 1/4 x 1-RA
- P-1 1/2 x 1-RA
- P-2-RA



**COMBINATION BUSHING**

- P-1/4 x 1/8-PTR
- P-3/8 x 1/8-PTR
- P-3/8 x 1/4-PTR
- P-1/2 x 1/8-PTR
- P-1/2 x 1/4-PTR
- P-1/2 x 3/8-PTR
- P-3/4 x 1/8-PTR
- P-3/4 x 1/4-PTR
- P-3/4 x 3/8-PTR0
- P-3/4 x 1/2-PTR
- P-1 x 1/4-PTR
- P-1 x 3/8-PTR
- P-1 x 1/2-PTR
- P-1 x 3/4-PTR
- P-1 1/4 x 1/4-PTR
- P-1 1/4 x 3/8-PTR
- P-1 1/4 x 1/2-PTR
- P-1 1/4 x 3/4-PTR
- P-1 1/4 x 1-PTR
- P-1 1/2 x 1/4 PTR
- P-1 1/2 x 3/8-PTR
- P-1 1/2 x 1/2-PTR
- P-1 1/2 x 3/4-PTR
- P-1 1/2 x 1-PTR
- P-1 1/2 x 1 1/4-PTR
- P-2 x 1/2-PTR
- P-2 x 3/4-PTR
- P-2 x 1-PTR
- P-2 x 1 1/4-PTR
- P-2 x 1 1/2-PTR

# STAINLESS STEEL THREADED PIPE FITTINGS

## **STAINLESS THREADED PIPE FITTINGS**



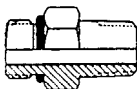
### STRAIGHT THREAD PLUG

P-2-GP  
P-3-GP  
P-4-GP  
P-5-GP  
P-6-GP  
P-8-GP  
P-10-GP  
P-12-GP  
P-16-GP  
P-20-GP  
P-24-GP  
P-32-GP



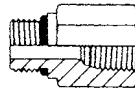
### STRAIGHT THREAD HEX COUNTERSUNK PLUG

P-2-CGP  
P-3-CGP  
P-4-CGP  
P-5-CGP  
P-6-CGP  
P-8-CGP  
P-10-CGP  
P-12-CGP  
P-16-CGP  
P-20-CGP  
P-24-CGP



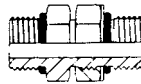
### MALE STRAIGHT THREAD X MALE PIPE

P-4-1/8-GCM  
P-4-1/4-GCM  
P-5-1/4-GCM  
P-6-1/4-GCM  
P-6-3/8-GCM  
P-8-3/8-GCM  
P-8-1/2-GCM  
P-10-1/2-GCM  
P-12-3/4-GCM  
P-16-3/4-GCM  
P-16-1-GCM  
P-20-1 1/4-GCM



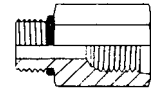
### MALE STRAIGHT X FEMALE PIPE

P-2-1/8-GCF  
P-4-1/8-GCF  
P-4-1/4-GCF  
P-6-1/4-GCF  
P-6-3/8-GCF  
P-6-1/2-GCF  
P-8-1/8-GCF  
P-8-1/4-GCF  
P-8-3/8-GCF  
P-8-1/2-GCF  
P-10-1/4-GCF  
P-10-3/8-GCF  
P-10-1/2-GCF  
P-12-1/4-GCF  
P-12-3/8-GCF  
P-12-1/2-GCF  
P-12-3/4-GCF  
P-16-1/2-GCF  
P-16-3/4-GCF  
P-16-1-GCF  
P-20-1-GCF  
P-24-1-GCF  
P-24-1 1/4-GCF  
P-24-1 1/2-GCF  
P-32-2-GCF



### STRAIGHT THREAD UNION

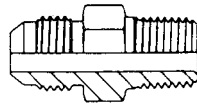
P-4-GCU  
P-6-GCU  
P-8-GCU  
P-10-GCU  
P-12-GCU  
P-16-GCU  
P-20-GCU  
P-24-GCU  
P-32-GCU



### STRAIGHT THREAD REDUCER/ EXPANDER

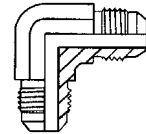
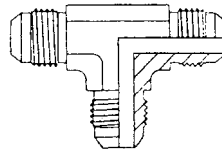
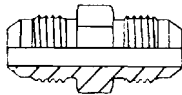
P-4-4-GCFS  
P-4-6-GCFS  
P-6-4-GCFS  
P-6-8-GCFS  
P-8-6-GCFS  
P-8-10-GCFS  
P-10-6-GCFS  
P-10-8-GCFS  
P-10-12-GCFS  
P-12-8-GCFS  
P-12-10-GCFS  
P-12-16-GCFS  
P-16-8-GCFS  
P-16-12-GCFS  
P-20-8-GCFS  
P-20-12-GCFS  
P-20-16-GCFS  
P-20-24-GCFS  
P-24-12-GCFS  
P-24-16-GCFS  
P-24-20-GCFS  
P-32-24-GCFS

# STAINLESS STEEL 37° FLARED TUBE FITTINGS



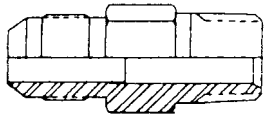
<u>BODY</u>		<u>MALE CONNECTOR</u>		<u>MALE CONNECTOR</u>		<u>BODY</u>		<u>ASS'Y</u>	
TX-2-C		TX-6-12-C		TX-12-16-C		TX-14-C			
TX-3-C		TX-8-C		TX-16-C		TX-16-8-C			
TX-4-C		TX-8-2-C		TX-16-12-C		TX-16-20-C			
TX4-4-C		TX-8-4-C		TX-16-24-C		TX-20-C			
TX-4-6-C		TX-8-8-C		TX-20-16-C		TX-20-24-C			
TX-4-8-C		TX-8-12-C		TX-24-C0		TX-24-16-C			
TX-5-C		TX-8-16-C		TX 24-20-C		TX-32-C			
TX-5-4-C		TX-10-C		TX-32-24-C					
TX-5-6-C		TX-10-6-C							
TX-6-C		TX-10-12-C							
TX-6-2-C		TX-12-C							
TX-6-6-C		TX-12-6-C							
TX-6-8-C		TX-12-8-C							

# STAINLESS STEEL 37° FLARED TUBE FITTINGS



<u>UNION</u>		<u>TEE</u>		<u>ELBOW</u>	
<u>BODY</u>	<u>ASS'Y</u>	<u>BODY</u>	<u>ASS'Y</u>	<u>BODY</u>	<u>ASS'Y</u>
TX-2-U		TX-2-T		TX-3-E	
TX-3-U		TX-3-T		TX-4-E	
TX-4-U		TX-4-T		TX-5-E	
TX-4-2-U		TX-5-T		TX-6-E	
TX-4-3-U		TX-6-T		TX-8-E	
TX-5-U		TX-8-T		TX-10-E	
TX-5-4-U		TX-10-T		TX-12-E	
TX-6-U		TX-12-T		TX-16-E	
TX-6-4-U		TX-16-T		TX-20-E	
TX-6-5-U		TX-20-T		TX-24-E	
TX-8-U		TX-24-T		TX-32-E	
TX-8-4-U		TX-32-T			
TX-8-6-U					
TX-10-U					
TX-10-8-U					
TX-12-U					
TX-12-8-U					
TX-12-10-U					
TX-14-U					
TX-16-U					
TX-16-12-U					
TX-20-U					
TX-24-U					
TX-32-U					

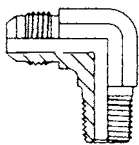
# STAINLESS STEEL 37° FLARED TUBE FITTINGS



**LONG MALE CONNECTOR**

BODY    ASS'Y

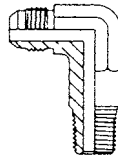
- TX-4-LC
- TX-4-4-LC
- TX-6-LC
- TX-6-6-LC
- TX-8-LC
- TX-10-LC
- TX-12-LC



**MALE ELBOW**

BODY    ASS'Y

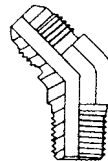
- TX-2-ME
- TX-3-ME
- TX-4-ME
- TX-4-4-ME
- TX-4-6-ME
- TX-4-8-ME
- TX-5-ME
- TX-5-4-ME
- TX-5-6-ME
- TX-6-ME
- TX-6-2-ME
- TX-6-6-ME
- TX-6-8-ME
- TX-8-ME
- TX-8-4-ME
- TX-8-8-ME
- TX-8-12-ME
- TX-10-ME
- TX-10-6-ME
- TX-10-12-ME
- TX-12-ME
- TX-12-8-ME
- TX-12-16-ME
- TX-16-ME
- TX-16-8-ME
- TX-16-12-ME
- TX-20-ME
- TX-20-16-ME
- TX-24-ME
- TX-24-20-ME
- TX-32-ME



**LONG MALE ELBOW**

BODY    ASS'Y

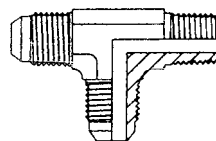
- TX-4-LME
- TX-4-4-LME
- TX-6-LME
- TX-6-6-LME
- TX-8-LME
- TX-8-8-LME
- TX-10-LME
- TX-12-LME
- TX-16-LME



**MALE 45° ELBOW**

BODY    ASS'Y

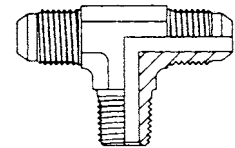
- TX-4-ME-45°
- TX-4-4-ME-45°
- TX-6-ME-45°
- TX-6-6-ME-45°
- TX-8-ME-45°
- TX-8-8-ME-45°
- TX-10-ME-45°
- TX-12-ME-45°
- TX-16-ME-45°
- TX-20-ME-45°
- TX-24-ME-45°



**MALE RUN TEE**

BODY    ASS'Y

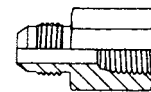
- TX-3-TMT
- TX-4-2-4-TMT
- TX-4-4-4-TMT
- TX-5-2-5-TMT
- TX-6-4-6-TMT
- TX-6-6-6-TMT
- TX-8-6-8-TMT
- TX-8-8-8-TMT
- TX-10-8-10-TMT
- TX-12-12-12-TMT
- TX-16-16-16-TMT
- TX-20-TMT
- TX-24-TMT



**MALE BRANCH TEE**

BODY    ASS'Y

- TX-3-TTM
- TX-4-4-2-TTM
- TX-4-4-4-TTM
- TX-5-5-2-TTM
- TX-6-6-4-TTM
- TX-6-6-6-TTM
- TX-8-8-6-TTM
- TX-8-8-8-TTM
- TX-10-10-8-TTM
- TX-12-12-12-TTM
- TX-16-16-16-TTM
- TX-20-TTM
- TX-24-TTM

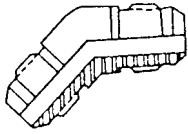


**FEMALE CONNECTOR**

BODY    ASS'Y

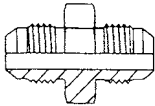
- TX-2-FC
- TX-3-FC
- TX-4-FC
- TX-4-4-FC
- TX-4-6-FC
- TX-4-8-FC
- TX-5-FC
- TX-5-4-FC9
- TX-6-FC
- TX-6-2-FC1
- TX-6-6-FC
- TX-6-8-FC
- TX-8-FC
- TX-8-4-FC
- TX-8-8-FC
- TX-8-12-FC
- TX-10-FC
- TX-10-12-FC
- TX-12-FC
- TX-12-8-FC
- TX-12-16-FC
- TX-16-FC
- TX-16-12-FC
- TX-20-FC
- TX-20-16-F
- TX-24-FC
- TX-32-FC

# STAINLESS STEEL 37° FLARED TUBE FITTINGS



**45° UNION ELBOW**

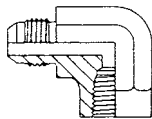
TX-8-E-45°  
TX-12-E-45°



**LARGE HEX UNION**

**BODY    ASS'Y**

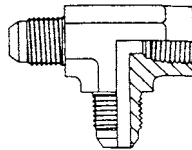
TX-2-LHU  
TX-3-LHU  
TX-4-LHU  
TX-4-3-LHU  
TX-6-LHU  
TX-6-4-LHU  
TX-8-LHU  
TX-8-4-LHU  
TX-8-6-LHU  
TX-10-LHU  
TX-12-LHU  
TX-12-8-LHU  
TX-16-LHU



**FEMALE ELBOW**

**BODY    ASS'Y**

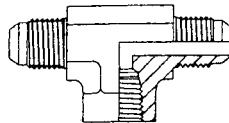
TX-4-FE  
TX-4-4-FE  
TX-6-FE0  
TX-6-6-FE  
TX-8-FE0  
TX-8-4-FE  
TX-8-8-FE  
TX-10-FE  
TX-12-FE  
TX-12-8-FE  
TX-16-FE  
TX-20-FE  
TX-24-FE



**FEMALE RUN TEE**

**BODY    ASS'Y**

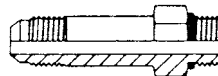
TX-4-2-4-TFT  
TX-4-4-4-TFT  
TX-6-4-6-TFT  
TX-8-6-8-TFT  
TX-8-8-8-TFT  
TX-10-8-10-TFT  
TX-12-12-12-TFT



**FEMALE BRANCH TEE**

**BODY    ASS'Y**

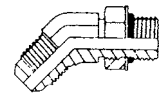
TX-4-4-2-TTF  
TX-4-4-4-TTF  
TX-6-6-4-TTF  
TX-6-6-6-TTF  
TX-8-8-6-TTF  
TX-8-8-8-TTF  
TX-10-10-8-TTF  
TX-12-12-12-TTF



**LONG STRAIGHT  
THREAD CONNECTOR**

**BODY    ASS'Y**

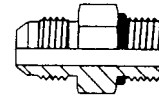
TX-4-LGC  
TX-6-LGC  
TX-8-LGC  
TX-10-LGC  
TX-12-LGC  
TX-16-LGC



**STRAIGHT THREAD  
45° ELBOW**

**BODY    ASS'Y**

TX-4-GE-45°  
TX-6-GE-45°  
TX-8-GE-45°  
TX-12-GE-45°  
TX-16-GE-45°

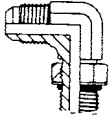


**STRAIGHT THREAD CONNECTOR**

**BODY    ASS'Y**

TX-2-GC  
TX-3-GC  
TX-4-GC  
TX-4-5-GC  
TX-4-6-GC  
TX-4-8-GC  
TX-5-GC  
TX-6-GC  
TX-6-4-GC  
TX-6-8-GC  
TX-6-10-GC  
TX-6-12-GC  
TX-8-GC  
TX-8-4-GC  
TX-8-6-GC  
TX-8-10-GC  
TX-8-12-GC  
TX-8-16-GC  
TX-10-GC  
TX-10-6-GC  
TX-10-8-GC  
TX-10-12-GC  
TX-12-GC  
TX-12-8-GC  
TX-12-10-GC  
TX-12-16-GC  
TX-16-GC  
TX-16-8-GC  
TX-16-10-GC  
TX-16-12-GC  
TX-20-GC  
TX-20-12-GC  
TX-20-16-GC  
TX-24-GC  
TX-32-GC

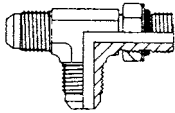
# STAINLESS STEEL 37° FLARED TUBE FITTINGS



STRAIGHT THREAD ELBOW

BODY    ASS'Y

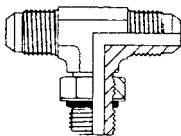
- TX-2-GE
- TX-3-GE
- TX-4-GE
- TX-4-6-GE
- TX-5-GE
- TX-6-GE
- TX-6-4-GE
- TX-6-8-GE
- TX-8-GE
- TX-8-6-GE
- TX-8-10-GE
- TX-10-GE
- TX-12-GE
- TX-16-GE
- TX-16-12-GE
- TX-20-GE
- TX-24-GE



STRAIGHT THREAD RUN TEE

BODY    ASS'Y

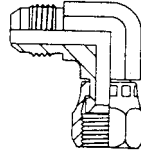
- TX-4-GRT
- TX-6-GRT
- TX-8-GRT



STRAIGHT THREAD BRANCH TEE

BODY    ASS'Y

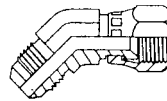
- TX-4-GBT
- TX-6-GBT
- TX-8-GBT



SWIVEL NUT ELBOW

BODY    ASS'Y

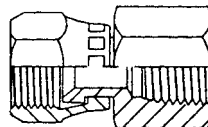
- TX-4-SE
- TX-6-SE
- TX-8-SE
- TX-10-SE
- TX-12-SE
- TX-16-SE
- TX-20-SE
- TX-24-SE
- TX-32-SE



SWIVEL NUT 45 ELBOW

BODY    ASS'Y

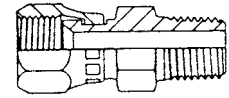
- TX-4-SE-45°
- TX-6-SE-45°
- TX-8-SE-45°
- TX-10-SE-45°
- TX-12-SE-45°
- TX-16-SE-45°



37° FEMALE SWIVEL CONNECTOR

BODY

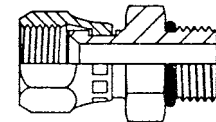
- JS-4-FC
- JS-4-4-FC
- JS-6-FC
- JS-6-6-FC
- JS-8-FC
- JS-8-8-FC
- JS-10-FC
- JS-12-FC
- JS-16-FC
- JS-20-FC
- JS-24-FC
- JS-32-FC



37° MALE SWIVEL CONNECTOR

BODY

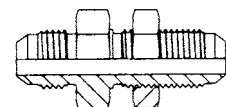
- JS-4-C
- JS-4-4-C
- JS-6-C
- JS-6-6-C
- JS-8-C
- JS-8-8-C
- JS-10-C
- JS-12-C
- JS-16-C
- JS-20-C
- JS-24-C
- JS-32-C



37° SWIVEL STRAIGHT THREAD CONNECTOR

BODY

- JS-4-GC
- JS-6-GC
- JS-8-GC
- JS-10-GC
- JS-12-GC
- JS-16-GC
- JS-20-GC



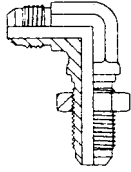
BULKHEAD UNION

BODY    BODY    ASS'Y  
w/o B. N.    w / B.N.

- TX-4-BU
- TX-6-BU
- TX-8-BU
- TX-10-BU
- TX-12-BU
- TX-16-BU
- TX-20-BU
- TX-24-BU
- TX-32-BU



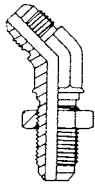
# STAINLESS STEEL 37° FLARED TUBE FITTINGS



## BULKHEAD UNION ELBOW

BODY   BODY   ASS'Y  
w/o B. N.   w / B.N.

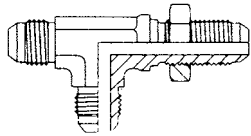
- TX-3-BE
- TX-4-BE
- TX-6-BE
- TX-8-BE
- TX-10-BE
- TX-12-BE
- TX-16-BE



## 45° BULKHEAD UNION ELBOW

BODY   BODY   ASS'Y  
w/o B. N.   w / B.N.

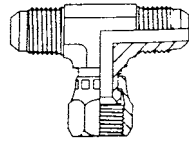
- TX-4-BHE-45°
- TX-6-BHE-45°
- TX-8-BHE-45°
- TX-12-BHE-45°
- TX-16-BHE-45°



## BULKHEAD RUN TEE

BODY   BODY   ASS'Y  
w/o B. N.   w / B.N.

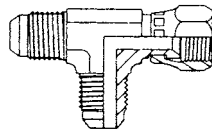
- TX-4-BRT
- TX-6-BRT
- TX-8-BRT



## SWIVEL NUT BRANCH TEE

BODY   ASS'Y

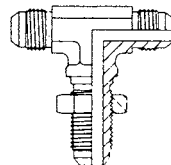
- TX-4-SBT
- TX-6-SBT
- TX-8-SBT
- TX-10-SBT
- TX-12-SBT
- TX-16-SBT
- TX-20-SBT



## SWIVEL NUT RUN TEE

BODY   ASS'Y

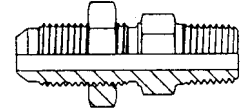
- TX-4-SRT
- TX-6-SRT
- TX-8-SRT
- TX-10-SRT
- TX-12-SRT
- TX-16-SRT
- TX-20-SRT



## BULKHEAD BRANCH

BODY   BODY   ASS'Y  
w/o B. N.   w / B.N.

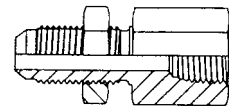
- TX-4-BBT
- TX-6-BBT
- TX-8-BBT



## MALE BULKHEAD CONNECTOR

BODY   BODY   ASS'Y  
w/o B. N.   w / B.N.

- TX-4-BMC
- TX-4-4-BMC
- TX-6-BMC
- TX-6-6-BMC
- TX-8-BMC
- TX-8-8-BMC
- TX-10-BMC
- TX-12-BMC
- TX-16-BMC



## FEMALE BULKHEAD CONNECTOR

BODY   BODY   ASS'Y  
w/o B. N.   w / B.N.

- TX-4-BFC
- TX-4-4-BFC
- TX-6-BFC
- TX-6-6-BFC
- TX-8-BFC
- TX-8-8-BFC
- TX-10-BFC
- TX-12-BFC
- TX-16-BFC

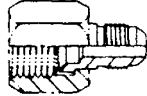
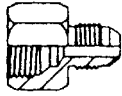


## BULKHEAD LOCK NUT

- TX-3-BN
- TX-4-BN
- TX-6-BN
- TX-8-BN
- TX-10-BN
- TX-12-BN
- TX-16-BN
- TX-20-BN
- TX-24-BN
- TX-32-BN

# STAINLESS STEEL 37° FLARED TUBE FITTINGS

TUBE END REDUCERS



TUBE END REDUCERS

BODY

ASS'Y

TX-4-2-TER  
TX-4-3-TER  
TX-6-4-TER  
TX-8-4-TER  
TX-8-6-TER  
TX-10-4-TER  
TX-10-6-TER  
TX-10-8-TER  
TX-12-4-TER  
TX-12-6-TER  
TX-12-8-TER

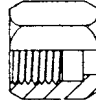
BODY

ASS'Y

TX-12-10-TER  
TX-16-6-TER  
TX-16-8-TER  
TX-16-12-TER  
TX-20-12-TER  
TX-20-16-TER  
TX-24-12-TER  
TX-24-16-TER  
TX-24-20-TER  
TX-32-24-TER



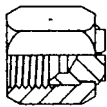
SLEEVE



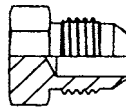
NUT

TX-2-S  
TX-3-S  
TX-4-S  
TX-5-S  
TX-6-S  
TX-8-S  
TX-10-S  
TX-12-S  
TX-14-S  
TX-16-S  
TX-20-S  
TX-24-S  
TX-32-S

TX-2-N  
TX-3-N  
TX-4-N  
TX-5-N  
TX-6-N  
TX-8-N  
TX-10-N  
TX-12-N  
TX-14-N  
TX-16-N  
TX-20-N  
TX-24-N  
TX-32-N



CAP

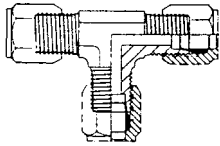


PLUG

TX-2-Z  
TX-3-Z  
TX-4-Z  
TX-5-Z  
TX-6-Z  
TX-8-Z  
TX-10-Z  
TX-12-Z  
TX-16-Z  
TX-20-Z  
TX-24-Z  
TX-32-Z

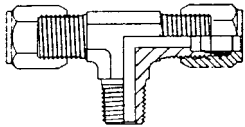
TX-2-P  
TX-3-P  
TX-4-P  
TX-5-P  
TX-6-P  
TX-8-P  
TX-10-P  
TX-12-P0  
TX-14-P  
TX-16-P  
TX-20-P  
TX-24-P  
TX-32-P

# STAINLESS STEEL FLARELESS FITTINGS



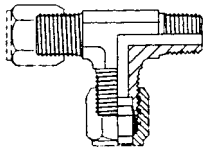
**TEE**

- F-4-T
- F-5-T
- F-6-T
- F-8-T
- F-10-T
- F-12-T
- F-16-T
- F-20-T
- F-24-T



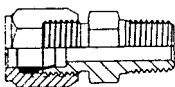
**MALE BRANCH TEE**

- F-2-2-2-TTM
- F-4-4-2-TTM
- F-4-4-4-TTM
- F-6-6-4-TTM
- F-8-8-6-TTM
- F-8-8-8-TTM
- F-12-12-12-TTM
- F-16-16-16-TTM



**MALE RUN TEE**

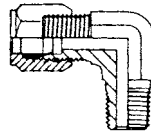
- F-4-2-4-TMT
- F-4-4-4-TMT
- F-6-4-6-TMT
- F-8-8-8-TMT
- F-12-12-12-TMT



**MALE CONNECTOR**

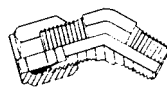
- F-2-C
- F-2-4-C
- F-3-C
- F-4-C
- F-4-4-C

- F-4-6-C
- F-4-8-C
- F-5-C
- F-5-4-C
- F-6-C
- F-6-2-C
- F-6-6-C
- F-6-8-C
- F-8-C
- F-8-4-C
- F-8-8-C
- F-8-12-C
- F-10-C
- F-10-6-C
- F-12-C
- F-12-8-C
- F-16-C
- F-16-12-C
- F-20-C
- F-24-C
- F-32-C



**MALE ELBOW**

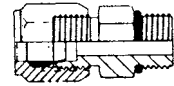
- F-2-ME
- F-4-ME
- F-4-4-ME
- F-4-6-ME
- F-5-ME
- F-5-4-ME
- F-6-ME
- F-6-2-ME
- F-6-6-ME
- F-6-8-ME
- F-8-ME
- F-8-4-ME
- F-8-8-ME
- F-10-ME
- F-12-ME
- F-12-8-ME
- F-16-ME
- F-16-12-ME
- F-20-ME
- F-24-ME
- F-32-ME



**MALE 45° ELBOW**

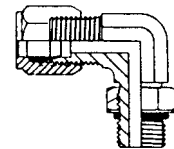
- F-4-ME-45°
- F-4-4-ME-45°
- F-6-ME-45°

- F-6-6-ME-45° \$73.00
- F-8-ME-45° \$60.00
- F-8-8-ME-45° \$78.79
- F-10-ME-45° \$89.99



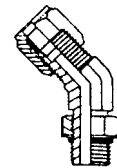
**STRAIGHT THREAD CONNECTOR**

- F-3-GC
- F-4-GC
- F-4-5-GC
- F-4-6-GC
- F-6-GC
- F-6-8-GC
- F-8-GC
- F-8-10-GC
- F-8-12-GC
- F-10-GC
- F-12-GC
- F-12-8-GC
- F-16-GC
- F-20-GC
- F-24-GC
- F-32-GC



**STRAIGHT THREAD ELBOW**

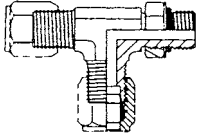
- F-3-GE
- F-4-GE
- F-5-GE
- F-6-GE
- F-8-GE
- F-10-GE
- F-12-GE
- F-16-GE
- F-20-GE
- F-24-GE



**STRAIGHT THREAD 45° ELBOW**

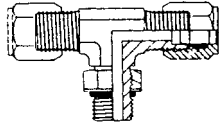
- F-4-GE-45°
- F-6-GE-45°

# STAINLESS STEEL FLARELESS FITTINGS



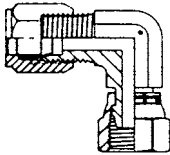
**STRAIGHT THREAD RUN TEE**

- F-4-GRT
- F-6-GRT
- F-8-GRT
- F-12-GRT



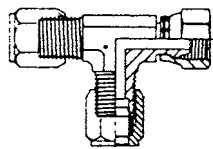
**STRAIGHT THREAD BRANCH TEE**

- F-4-GBT
- F-6-GBT
- F-8-GBT
- F-12-GBT



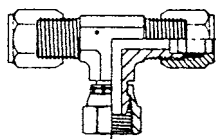
**SWIVEL NUT ELBOW**

- F-4-SE
- F-6-SE
- F-8-SE
- F-12-SE



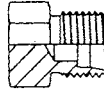
**SWIVEL NUT RUN TEE**

- F-4-SRT
- F-6-SRT
- F-8-SRT
- F-12-SRT



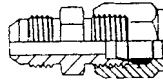
**SWIVEL NUT BRANCH TEE**

- F-4-SBT
- F-6-SBT
- F-8-SBT
- F-12-SBT



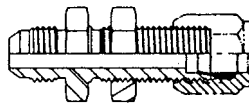
**PLUG**

- F-4-P
- F-6-P
- F-8-P
- F-12-P
- F-16-P



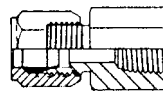
**UNION  
BITE TYPE x 37 FLARE**

- F-4-TXU
- F-6-TXU
- F-8-TXU
- F-10-TXU
- F-12-TXU



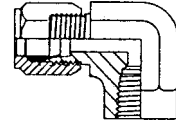
**BULKHEAD UNION  
BITE TYPE x 37 FLARE**

- F-4-TX2U
- F-6-TX2U
- F-8-TX2U



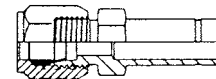
**FEMALE CONNECTOR**

- F-4-FC
- F-4-4-FC
- F-6-FC
- F-6-6-FC
- F-6-8-FC
- F-8-FC
- F-8-4-FC
- F-8-8-FC
- F-10-FC
- F-12-FC
- F-16-FC



**FEMALE ELBOW**

- F-4-FE
- F-4-4-FE
- F-6-FE
- F-6-6-FE
- F-8-FE
- F-8-4-FE
- F-8-8-FE
- F-10-FE
- F-12-FE



**TUBE END REDUCERS**

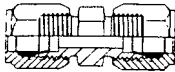
- F-6-4-TER
- F-8-4-TER
- F-8-6-TER
- F-10-8-TER
- F-12-6-TER
- F-12-8-TER
- F-16-8-TER
- F-16-12-TER



**BULKHEAD LOCKNUT**

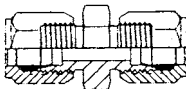
- F-3-BN
- F-4-BN
- F-6-BN
- F-8-BN
- F-10-BN
- F-12-BN
- F-16-BN
- F-20-BN
- F-24-BN
- F-32-BN

# STAINLESS STEEL FLARELESS FITTINGS



**UNION**

- F-2-U
- F-4-U
- F-5-U
- F-6-U
- F-6-4-U
- F-8-U
- F-10-U
- F-12-U
- F-16-U
- F-20-U
- F-24-U
- F-32-U



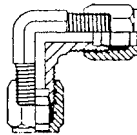
**LARGE HEX UNION**

- F-4-LHU
- F-6-LHU
- F-6-4-LHU
- F-8-LHU
- F-8-6-LHU
- F-12-LHU



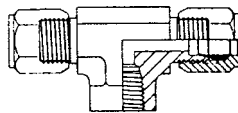
**BULKHEAD UNION**

- F-4-BU
- F-6-BU
- F-8-BU
- F-12-BU



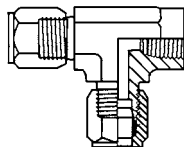
**ELBOW**

- F-4-E
- F-6-E
- F-8-E
- F-10-E
- F-12-E
- F-16-E
- F-20-E
- F-24-E



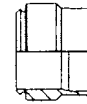
**FEMALE BRANCH TEE**

- F-4-4-2-TTF
- F-4-4-4-TTF
- F-6-6-4-TTF
- F-8-8-6-TTF
- F-12-TTF



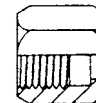
**FEMALE BRANCH TEE**

- F-4-2-4-TFT
- F-4-4-4-TFT
- F-6-4-6-TFT
- F-6-6-6-TFT
- F-8-6-8-TFT
- F-12-TFT



**SLEEVE**

- F-2-S
- F-3-S
- F-4-S
- F-5-S
- F-6-S
- F-8-S
- F-10-S
- F-12-S
- F-16-S
- F-20-S
- F-24-S
- F-32-S

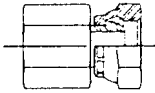


**NUT**

- F-2-N
- F-3-N
- F-4-N
- F-5-N
- F-6-N
- F-8-N
- F-10-N
- F-12-N
- F-14-N
- F-16-N
- F-20-N
- F-24-N
- F-32-N

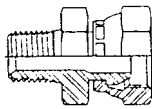
# STAINLESS STEEL HOSE FITTINGS

## 30 Degree NPSM Pipe Swivels



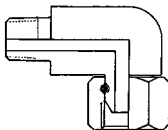
FEMALE PIPE ADAPTER

- PS-2-FC
- PS-4-4-FC
- PS-4-6-FC
- PS-6-4-FC
- PS-6-6-FC
- PS-6-8-FC
- PS-8-8-FC
- PS-12-FC
- PS-16-FC



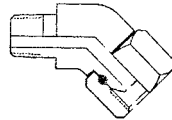
MALE PIPE ADAPTER

- PS-2-C
- PS-4-2-C
- PS-2-4-C
- PS-4-4-C
- PS-4-6-C
- PS-6-4-C
- PS-6-6-C
- PS-8-6-C
- PS-6-8-C
- PS-8-8-C
- PS-12-C
- PS-16-C



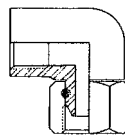
MALE ELBOW

- PS-2-ME
- PS-4-4-ME
- PS-6-4-ME
- PS-4-6-ME
- PS-6-6-ME
- PS-8-6-ME
- PS-8-8-ME
- PS-12-ME
- PS-16-ME



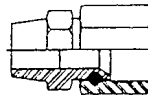
45° MALE ELBOW

- PS-4-4-ME-45°
- PS-6-6-ME-45°
- PS-8-8-ME-45°
- PS-12-ME-45°
- PS-16-ME-45°



FEMALE ELBOW

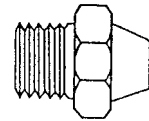
- PS-4-4-FE
- PS-6-6-FE
- PS-8-8-FE
- PS-12-FE
- PS-16-FE



37° SWIVEL NUT X BUTTWELD ASS'Y

- BHJS 1/4
- BHJS 3/8
- BHJS 1/2
- BHJS 5/8
- BHJS 3/4
- BHJS 1
- BHJS 1 1/4
- BHJS 1 1/2
- BHJS 20

## HOSE X MALE PIPE

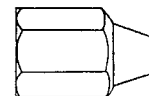


BHC BUTTWELD MALE PIPE THREAD X BUTTWELD NET

304 L      316 L

- BHC 1/4
- BHC 3/8
- BHC 1/2
- BHC 3/4
- BHC 1
- BHC 1 1/4
- BHC 1 1/2
- BHC 2

## HOSE X FEMALE PIPE

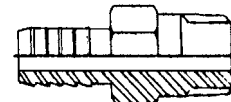


BHFC BUTTWELD FEMALE

FEMALE PIPE THREAD X BUTTWELD

NET  
316 L

- BHFC 1/4
- BHFC 1/2
- BHFC 3/4

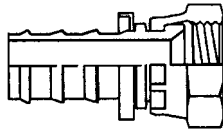


HOSE BARB CONNECTOR

- 1/8M2HC1/8
- 1/8M2HC1/4
- 1/4M2HC1/8
- 1/4M2HC1/4
- 1/4M2HC3/8
- 1/4M2HC1/2
- 3/8M2HC1/4
- 3/8M2HC3/8
- 3/8M2HC1/2
- 1/2M2HC1/4
- 1/2M2HC3/8
- 1/2M2HC1/2
- 5/8M2HC1/2
- 3/4M2HC1/2
- 3/4M2HC3/4
- 3/4M2HC1
- 1M2HC3/4
- 1M2HC1

# PUSH-ON FITTINGS

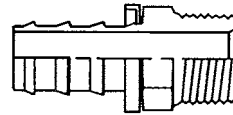
## PUSH ON + FEMALE JIC 37° SWIVEL



PL-JS

PL-4-4-JS  
 PL-6-6-JS  
 PL-8-8-JS

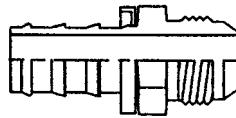
## PUSH ON + MALE NPTF PIPE



PL-MP

PL-4-4-MP  
 PL-6-6-MP  
 PL-8-8-MP

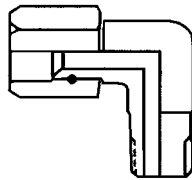
## PUSHON + MALE JIC 37°



PL-4-4-TX  
 PL-6-6-TX  
 PL-8-8-TX

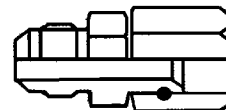
# JIC SWIVELS

## JS-ME ELBOW 90° JIC SWIVEL X MALE PIPE



JS-4-ME  
 JS-4-4-ME  
 JS-6-ME  
 JS-6-6-ME

## TX-JS SWIVEL NUT CONNECTOR



TX-4-JS  
 TX-6-JS  
 TX-8-JS  
 TX-12-JS  
 TX-16-JS

## JS-JS SWIVEL NUT UNION



JS-2-JS  
 JS-4-JS  
 JS-6-JS  
 JS-8-JS  
 JS-12-JS  
 JS-16-JS



---

**[www.omegaone.net](http://www.omegaone.net)**

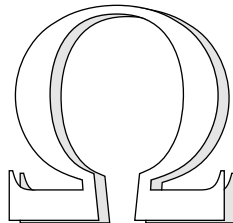
---

**Online To Serve You Better**

**Fax: (216) 475-0870**

**Phone: (216) 663-8424**

**Toll Free: 800-678-9187**



**Thank you for selecting Omega One Fittings**

**All products made in U.S.A.**

**316 Stainless Steel Fittings — Built to Last**