DIXON

The Right Connection™

2012
Price List

dixonvalve.com • *Customer Service:* **877.963.4966**





URING • QUALITY • SERVICE • MANUFACTURING • QUALITY • SERVICE • MANUFACTURING • QUALITY • SERVICE • MANUFACTU

Cam and Groove Fittings



Dixon, Boss-Lock, EZ Boss-Lock, swaged-on and phonograph finish, polypropylene, reducing couplers, adapters, gaskets, replacement handles, accessories, Strap-Grip

A p.16

Dry Disconnects Fittings



Dry disconnect fittings, dry gas, dry aviation, dry break, Flomax connectors, safety break away fittings

B p.68

Swivel Joints



Single, double and triple plane V-ring type and O-ring type swivels

C p.85

Boss Fittings



Boss and EZ-Boss ground joint and washer type couplings, male and LP stems, Boss clamps, air hammer fittings, Boss Holedall fittings, steam quick disconnects, hammer unions, Dixon mining fittings

D p.90

Air Fittings



Manifolds, Air King universal couplings, King cable, Dix-Lock, Dual-Lock, Air Chief quick connects, air valves, blow guns, tube fittings and valves, FRL's, thermometers, gauges, hose racks & reels, safety check valves

E p.100

Shank / Water Fittings



Menders, nipples, suction couplings, foot valves, strainers, skimmers, long and short shank fittings, spray hose couplings, quick connects, inserts

F p.260

Brass Fittings



Hose stations, nozzles, garden hose fittings, garden hose, shank fittings, ferrules, crimping tools, pressure gun and accessories, grease whip assemblies, push-on fittings, short shank fittings

G p.292

Plastic Fittings



Quick disconnect fittings, PVC tubing, tubing cutters, Tuff-Lite nylon and polypropylene hose fittings, acetal fittings, push-in fittings

H p.331

Clamps



Pinch-on, worm gear, band clamps, Strap-Grip, single and double bolt clamps, spiral clamps, T-bolt clamps, clamp kits, tools and accessories, spring hose clamps, thumb screw clamps, constant torque clamps

I p.342

Hydraulic Fittings



Straight through's, Flo-Mate, flow control valves, high pressure ball valves, needle valves, hydraulic quick connects, return line fittings, plugs and caps, swivel adapters, hydraulic couplings, flat face fittings

J p.358

Holedall Fittings



Rams, Holedall externally swaged fittings, flanged assemblies, notched fittings, Holedall internally expanded fittings, sanitary fittings, Holedall petroleum fittings, petroleum coupling expanders, API certified fittings

K p.391

Sanitary Fittings (Bradford)



Clamp fittings, 3A gaskets, weld fittings, bevel seat fittings, John Perry, Q-Line, and I-line fittings, buttweld fittings, tube O.D. fittings & hangers, ball valves, butterfly valves, check valves

L p.408

BPE Fittings (Bradford)



High purity biopharm clamp and weld elbows, weld and reducing tees, clamp and weld eccentric and concentric reducers, end caps, weld caps and auto weld ferrules

M p.471

Fire Equipment (Powhatan)



Flat Seal couplings, fire hose, reels, clappers, expansion ring couplings, wrenches, adapters, swivels, nipples, valves, thermoplastic, brass and aluminum nozzles, dry hydrants, Storz fittings, expanders

N p.477

Valves



Ball valves, locking ball valves, steam valves, mini valves, pneumatically actuated valves, non-metallic ball valves, strainers, gate valves, butterfly valves, air valves, globe valves, faucets

O p.534

Pipe and Welding Fittings



Weld end fittings, welding nipples, flanges, turned back fittings, NPT threaded fittings, nipples, sight flow indicators, grooved pipe fittings, Straub couplings

P p.568

Tank Truck Fittings (Bayco)



Tight and loose fill couplers and adapters, shank couplings, pipe caps, sight flow indicators, reducers and adapters for tank trucks, Bayco hose swivels, Bayco hose nozzles, rack cords, dry disconnects, nozzles

Q p.598

Rack Equipment



Swivels, safety break-away couplings, TTMA flange adapters, API coupler, API rack cords, flanged sight flow indicators, TTMA flange extensions, Type 35 loading arm swivel

R p.616

Maintenance and Repair



Thread tape, test pumps, coupling inserter, hose mallet, hose knife, hose jackets and guards, hose tags, tape, fiberglass sleeves

S p.626

PTFE Hose and Fittings



Nominal fittings, true ID fittings, smooth bore PTFE conductive and non-conductive hose, open pitch convoluted hose, heavy wall true ID smooth bore hose

T p.634

Limits of Liability

This catalog is intended as a product offering. It is not intended to be a user or technical manual. Information in this catalog is subject to change without notice. All users and distributors of products sold through this catalog should contact Dixon with questions of use, compatibilities, coupling procedures and life of product. Dixon's full-time engineering and test staff is always available to recommend uses and to assist distributors and users with any questions.

Safety

NOTE: Because of the health hazards associated with contamination and lead content in drinking water systems, Dixon couplings, unless otherwise specifically approved, are not recommended for potable water service and should not be used in applications where drinking water will contact the wetted surfaces of the coupling.

This safety alert logo, which appears throughout our catalog, is used as a reminder that the user should carefully review for safety the appropriateness of the product for the media, application and environment in which it will be used.

SAFETY ALERT

Copyright

Copyright © 2012 by Dixon Valve and Coupling

All rights reserved. This book is copyrighted material. Use, reproduction or copying of it by anyone other than Dixon is strictly forbidden without its express written consent.

All cast dimensions are nominal as defined in ANSI Y14.5-1973 paragraph 5-1.6.8

Hose and Hose Coupling Safety

"The very properties that make compressed gases useful in almost every area of modern life can also make them dangerous when mishandled. Years of experience with compressed gases have led to practices and equipment which, if employed, result in complete safety." [1]

Dixon hose couplings have been carefully engineered to meet specific requirements. If hose or couplings are not used in correct applications or are incorrectly applied, accidents and downtime can result. It is up to the end user to inform the distributor of the application and pressures involved when ordering hose assemblies and it is up to the distributor to supply the right hose and coupling for that application. When in doubt, Dixon is here to help you with a proper coupling recommendation.

1. Air hose couplings - This form of energy can be one of the most dangerous because it is used in so many applications and, when mishandled, can have more serious results than fluids. Air, as a gas, is compressible (fluids press only against hose or vessel walls and lose little volume under pressure). When pressurized air releases suddenly, it does so with explosive force and can cause rapid hose whip, which can do serious physical harm to personnel or damage to nearby objects. This is why the selection of proper hose and couplings for air lines is so important, along with their proper installation and maintenance. Never take for granted that a coupling is installed properly or a clamp fully tightened on an air hose - check it regularly and use safety devices (see paragraph 4).

2. Steam and gas - The same rules apply for steam and gas, but, because these are inherently more hazardous materials, personnel tend to treat hose and couplings on these lines with more respect and care. Checking clamp tightness is very important with steam hose, where it is not unusual for clamps to loosen in service, in which case they must be retightened! Safety devices should also be used (see paragraph 4).

3. Fluid hose couplings - Again, nothing should be taken for granted - in particular, check clamps for tightness each time the lines are used - especially when petroleum products or other hazardous liquids are involved. Large diameter hose, when suspended, can also be quite dangerous if it drops unexpectedly due to a coupling "pull-out" or sudden disconnection. A heavy fitting or clamp, plus the weight of the hose itself falling from any significant height, can cause injuries or damage. Be sure to use safety devices (see paragraph 4).

4. All hose assemblies - All hose assemblies should be treated with respect as potential hazards. Worn-out fittings should be replaced. Retaining devices such as clips, cables or chains should be used. Clamps should be checked regularly. Under no circumstances should any coupling be disconnected while under pressure, unless the coupling is specifically designed to do so. Disconnecting couplings under pressure could result in serious injury or death, and destruction of property and equipment.

[1] "Handbook of Compressed Gases"

General Safety Information

Pressure Ratings

Pressure ratings for couplings, as stated in this catalog, are based upon ambient temperature (**70°F**) applications with true hose I.D., new Dixon supplied couplings, new Dixon supplied clamps, new quality hose, and proper installation by a qualified assembler using Dixon procedures and equipment. In addition, temperature can affect coupling retention. For temperatures other than ambient (**70°F**), contact the hose manufacturer or call Dixon at 800-355-1991.

Product Selection

Many of the products in this catalog are used in hose assemblies in a variety of applications. The safety of any hose assembly rests on the proper selection, installation, testing and use of each product. The safe use of any product in this catalog is dependent upon the correct selection of the hose, fittings and method of attachment. To ensure such a proper selection, the user must inform the distributor of the application and pressure involved when ordering hose assemblies. The use of S.T.A.M.P.E.D. (Size, Temperature, Application, Media, Pressure, Ends, Dixon) will help in the proper selection of hose assembly components (see page 4). The selection of couplings and clamping devices is the responsibility of the purchaser or user, based upon the hose manufacturer's recommendations. If the purchaser or user is uncertain about the use or application of a product, Dixon stands ready to provide information, including test results (if available), coupling and clamping recommendations and other data to help resolve those matters.

Installation

To achieve a safe and reliable assembly, proper installation procedures must be followed. Each component of the assembly has a part in determining these procedures. The purchaser or user must follow proper procedures. If the purchaser or user has any questions regarding installation, please contact Dixon.

Testing

Dixon recommends that all hose assemblies be tested in accordance with the hose manufacturer's recommendations.

Re-testing and inspection

Dixon recommends inspection and re-testing of hose assemblies on a regular and consistent basis in accordance with the hose manufacturer's recommendations. The application determines the regularity of the inspection and re-testing schedule. Any worn-out fittings, damaged hoses or missing safety devices should be replaced immediately. Bolt-style clamps must be checked and retightened on a regular and consistent basis.

All hose assemblies should be viewed as potential hazards. This document is designed to inform and educate anyone who manufactures, specifies, supplies, purchases, assembles, uses, maintains or tests any hose assembly or its component parts. The proper selection and maintenance of hose, couplings, attachment devices and accessories is imperative.

It is the end user's responsibility to identify to the distributor the application and any special conditions that the hose assembly must meet. It is the distributor's responsibility to supply the proper assembly for the intended application. Accidents and down time may occur if hose assemblies are not properly selected for the specific application.

The performance and safety of the assembly is affected by the quality of the individual components. The use of the acronym S.T.A.M.P.E.D. (Size, Temperature, Application, Media, Pressure, Ends, Dixon) will help in the proper selection of the hose assembly components (see page 4).

Warning!

Failure to use these procedures can result in serious injury or death, and destruction of property and equipment.

If anyone is uncertain about the use or application of a product, Dixon can provide test results, coupling and clamping recommendations and other data to help resolve those matters. Call 800-355-1991 with any questions.

S.T.A.M.P.E.D.

When fabricating and specifying hose assemblies ask the following questions:

S*ize*: What is the ID (Inside Diameter) of the hose? What is the OD (Outside Diameter) of both ends of the hose? What is the overall length of the assembly required?

T*emperature*: What is the temperature range of the media (product) that is flowing through the hose assembly? What is the temperature range of the environment that surrounds the outside of the hose assembly?

A*pplication*: How is the hose assembly actually being used? Is it a pressure application? Is it a vacuum (suction) application? Is it a gravity flow application? Are there any special requirements that the hose assembly is expected to perform? Is the hose being used in a horizontal or vertical position? Are there any pulsations or vibrations acting on the hose assembly?

M*edia*: What is the media/material that is flowing through the hose assembly? Being specific is critical. Check for: Abrasive materials, chemical compatibility, etc.

P*ressure*: What is the maximum pressure including surges (or, maximum vacuum) that this hose assembly will be subjected to? Always rate the maximum working pressure of your hose assembly by the lowest rated component in the system.

E*nds*: What couplings have been requested by the user? Are they the proper fittings for the application and hose selected?

D*ixon*: Dixon recommends that, based on the hose, fittings and attachment method used, all assemblies be permanently marked with the designed working pressure and intended media. Do not use other manufacturer's fittings or ferrules with Dixon products due to the differences in dimensions and tolerances. We also recommend that all hose assemblies be tested frequently.
Be Safe: Any questions on application, use or assembly call 800-355-1991.

MSHA (Mine Safety and Health Administration) Regulations

30 CFR Sections 56.13021 and 57.13021
Except where automatic shut-off valves are used, safety chains or other suitable locking devices shall be used at connections to machines of high-pressure hose line of ¾" inside diameter or larger, and between high-pressure hose lines of ¾" inside diameter of larger, where a connection failure would create a hazard.

30 CFR Section 75.1730
(e) Safety chains, suitable locking devices, or automatic cut-off valves shall be used at connections to machines of high-pressure hose lines of ¾" inside diameter or larger, and between high-pressure hose lines of ¾" inside diameter or larger, where a connection failure would create a hazard. For purposes of this paragraph, high-pressure means pressure of 100 PSI or more.

30 CFR Section 77.412
(d) Safety chains or suitable locking devices shall be used at connections to machines of high-pressure hose line of 1" inside diameter or larger, and between high-pressure hose line of 1" inside diameter or larger, where a connection failure would create a hazard.

OSHA Regulations

Standards - 29 CFR, 1910.242 (partial):
(b) Compressed air used for cleaning - Compressed air shall not be used for cleaning purposes except where reduced to less than 30 PSI and then only with effective chip guarding and personal protective equipment.

Standards - 29 CFR, 1915.131 (partial):
(e) Before use, pneumatic tools shall be secured to the extension hose or whip by some positive means to prevent the tool from becoming accidentally disconnected from the whip.

Standards - 29 CFR, 1926.302 (partial):
(b)(1) Pneumatic power tools shall be secured to the hose or whip by some positive means to prevent the tool from becoming accidentally disconnected.
(b)(2) Safety clips or retainers shall be securely installed and maintained on pneumatic impact (percussion) tools to prevent attachments from being accidentally expelled.
(b)(3) All pneumatically driven nailers, staplers and other similar equipment provided with automatic fastener feed, which operate at more than 100 PSI pressure at the tool shall have a safety device on the muzzle to prevent the tool from ejecting fasteners, unless the muzzle is in contact with the work surface.
(b)(4) Compressed air shall not be used for cleaning purposes except where reduced to 30 PSI and then only with effective chip guarding and personal protective equipment which meets the requirements of Subpart E of this part. The 30 PSI requirement does not apply for concrete form, mill scale and similar cleaning purposes.
(b)(5) The manufacturer's safe operating pressure for hoses, pipes, valves, filters and other fittings shall not be exceeded.
(b)(6) The use of hoses for hoisting or lowering tools shall not be permitted.
(b)(7) All hoses exceeding ½" inside diameter shall have a safety device at the source of supply or branch line to reduce pressure in case of hose failure.

Standards - 29 CFR, 1926.306:
(a) "General requirements"
(a)(1) "Application." This section applies to compressed air receivers, and other equipment used in providing and utilizing compressed air for performing operations such as cleaning, drilling, hoisting, and chipping. On the other hand, however, this section does not deal with the special problems created by using compressed air to convey materials nor the problems created when men work in compressed air as in tunnels and caissons. This section is not intended to apply to compressed air machinery and equipment used on transportation vehicles such as steam railroad cars, electric railway cars, and automotive equipment.
(a)(2) "New and existing equipment."
(a)(2)(i) All new air receivers installed after the effective date of these regulations shall be constructed in accordance with the 1968 edition of the A.S.M.E. Boiler and Pressure Vessel Code Section VIII.
(a)(2)(ii) All safety valves used shall be constructed, installed and maintained in accordance with the A.S.M.E. Boiler and Pressure Vessel Code, Section VIII Edition 1968.
(b) "Installation and equipment requirements"
(b)(1) "Installation." Air receivers shall be so installed that all drains, handholes, and manholes therein are easily accessible. Under no circumstances shall an air receiver be buried underground or located in an inaccessible place.
(b)(2) "Drains and traps." A drain pipe and valve shall be installed at the lowest point of every air receiver to provide for the removal of accumulated oil and water. Adequate automatic traps may be installed in addition to drain valves. The drain valve on the air receiver shall be opened and the receiver completely drained frequently and at such intervals as to prevent the accumulation of excessive amounts of liquid in the receiver.
(b)(3) "Gages and valves."
(b)(3)(i) Every air receiver shall be equipped with an indicating pressure gauge (so located as to be readily visible) and with one or more spring-loaded safety valves. The total relieving capacity of such safety valves shall be such as to prevent pressure in the receiver from exceeding the maximum allowable working pressure of the receiver by more than 10 percent.
(b)(3)(ii) No valve of any type shall be placed between the air receiver and its safety valve or valves.

Standards - 29 CFR, 1926.603 (partial):
(a)(9) Steam hose leading to a steam hammer or jet pipe shall be securely attached to the hammer with an adequate length of at least ¼" diameter chain or cable to prevent whipping in the event the joint at the hammer is broken. Air hammer hoses shall be provided with the same protection as required for steam lines.
(a)(10) Safety chains, or equivalent means, shall be provided for each hose connection to prevent the line from thrashing around in case the coupling becomes disconnected.

The regulations may be viewed in full on the OSHA website, www.osha.gov. Please check the website for updates.

The Canada Occupational Safety and Health regulations, Part XIII, 13:6b states:
"Where an air hose is connected to a portable air powered tool used by an employee, a restraining device shall be attached to all hose connections, in order to prevent injury to an employee in the event of an accidental disconnection of a hose."

Hose Coupling Workshops

In an effort to provide our customers with information regarding the proper and safe methods of assembling hose and couplings, Dixon offers Hose Coupling Workshops suitable for a company's sales force and shop personnel.

Classes consist of lectures and/or "hands-on" demonstrations of coupling selection, hose preparation, coupling installation, assembly testing and maintenance procedures. Morning, afternoon and all day classes are available. For more information, please contact the factory at 800-355-1991.

We encourage you to share this information with anyone who may be affected by the selection, installation, maintenance or use of any hose assembly. Always use quality products to **Be Safe**.

Be Safe

Hose assemblies must be inspected prior to each use. Worn out fittings, attachment devices, hose and accessory items must be replaced. Retaining devices (safety devices) such as clips, cables or chains must be used. Clamps must be checked regularly to the specified torque found in the Dixon literature. Under no circumstance should any coupling be disconnected while under pressure unless the coupling is specifically designed to do so. Disconnecting couplings under pressure could result in serious injury or death, and destruction to property and equipment.

For all hose assemblies in use:

B*eware* - Hose assemblies when used improperly or in the wrong application can be dangerous. The maximum working pressure shown on the hose is not an indication of the working pressure of the assembly. Based on the hose, fittings and attachment method used, all assemblies should be permanently marked with the designed working pressure and the intended media. The assembly working pressure should be permanently displayed. Hose assemblies must be used for the intended service only. Never alter manufactured product or substitute component parts.

E*liminate* - hazardous conditions by inspecting, maintaining and testing hose assemblies. Dixon recommends that all hose assemblies be tested in accordance with the hose manufacturer's specifications. The application determines the regularity of the re-testing schedule.

S*ecure* - and inspect hose, fittings, clamping devices and safety accessories before each use. Never take for granted that the coupling or attachment devices are properly installed.

A*lways* - inspect and re-tighten the bolts of any bolt style clamping device to the manufacturer's torque specifications.

F*ittings* - hose and clamping devices that are worn out or damaged must be removed from service.

E*ducate* - your employees about the proper use, care and potential hazards of hose assemblies. Take advantage of Dixon's free Hose Assembly Safety Program and the follow up Training Seminar to aid you in setting up your own inspection program. Any questions on applications, use or assembly call 1-800-355-1991.

SAFETY ALERT

The Importance of Whip Hose

SAFETY ALERT

The constant vibration created by air tools, like air drills and pavement breakers, is destructive to air hose couplings, especially the quick-acting type. To provide protection against coupling breakage and related hazards, Dixon recommends the use of a whip hose. To construct a whip hose, connect one end of a short (3' to 10') air hose to the air tool using a 3500 type steel nipple. Connect the other end of the hose to the air supply using the standard quick-acting coupling. The heat-treated 3500 nipple will withstand vibration far better than the standard coupling and provide a safer connection. The whip hose should remain permanently connected to the tool.

Hose Assembly Safety Program

Dixon, in partnership with your industrial hose supplier, is pleased to offer a hose and coupling safety survey of your plant, at no cost to you, to assist in your efforts to make your facility as safe, efficient and productive as possible.

Today, plant safety is an enormous, ongoing endeavor in which it is impossible to be an expert in every field.

The use of damaged or misapplied hose couplings and related items occurs. To the untrained eye, these hazards may continue to exist until an accident happens, threatening not only plant machinery, but also the well-being of plant personnel.

Our program includes a visual inspection of hose assemblies and related accessories in your plant by trained technicians. A professionally written report containing our observations and recommendations for corrective action is subsequently provided to augment your own ongoing safety program. If desired, photographs of the areas of concern can be supplied with the report. As a follow-up, the program offers an educational hands-on seminar directly relating to the safety concerns in your facility.

Plant safety is coming under increasing scrutiny by various regulatory agencies. Let Dixon's trained personnel assist you in establishing and maintaining safety compliance in your plant.

The safety survey report is completely confidential and will only be shown to authorized plant personnel. Again, there is no cost to you for this service. For more information, please contact the factory at 1-800-355-1991.

Safety Products and Recommendations in the Dixon Price List

Safety is everyone's concern!

Dixon provides many safety products designed to protect personnel and property. Recommendations and safety warnings are also included for your review.

Hose and coupling safety.....pages 2-7
S.T.A.M.P.E.D.....page 4
Pressure recommendations.....pages 8-13
EZ Boss-Lock handles.....pages 17, 63
Cam and groove safety clips.....pages 16, 63-64
Air King - not to be used for steam statement.....pages 103, 105-107, 109
King cable safety cables.....page 119
Safety shut-off valves, OSHA REG. 1926.302.....page 122
30 PSI safety blow guns.....page 141
Safety vented ball valves.....page 544
Safety tags and safety tape.....page 633
The importance of whip hose statement.....pages 6, 117

Dixon is a proud member of The Association for Hose and Accessories Distribution (NAHAD). We support the NAHAD Hose Assembly Guidelines Program given the use of genuine Dixon couplings and clamps.

NAHAD Industrial Hose Listed Manufacturer

Pressure Recommendations

The images shown on these two pages are provided to assist in coupling and clamp or ferrule identification for the pressure recommendation chart on pages 10 - 13.

Couplings



Dixon Cam & Groove



Machined Short Shank



Holedall Internal Expansion



Boss Couplings



Cast Short Shank



Flow Chief / Sanitary



Air King Universal



Push-On



Holedall Internal Expansion Petroleum



King Machined Medium Shank



Reusable Brass



Flat Seal



King Machined Long Shank



Holedall Swage / Crimp

Pressure Recommendations

1. The chart on pages 10-13 is intended as a guide only. It only applies to metal couplings as shown for ambient temperature (**70°F**) applications with true ID hose. It assumes new Dixon supplied couplings, new Dixon supplied clamps, new quality hose and proper installation by a qualified assembler using Dixon procedures and equipment. Temperature can affect the coupling retention. For questions relating to temperatures other than ambient (**70°F**) contact the hose manufacturer or Dixon at 1-800-355-1991.
2. This chart does not apply to non-Dixon products, with used hose, in non-approved or unsupported applications or in non-standard assemblies.
3. Do not use this chart if it conflicts with the hose manufacturer's recommendations.
4. All hose assemblies should be pressure tested to hose manufacturers or Rubber Manufacturers Association (R.M.A.) specifications prior to being put into service.
5. Our test experience indicates that coupling retention can vary with changes in hose design. For pressure ratings other than those listed and shown, or if questions arise, please call Dixon Valve & Coupling Company at 1-800-355-1991 for assistance.
6. All hose assembly components must be compatible with the materials and environments with which they are to come in contact.
7. Dixon recommends that all hose assemblies be marked with the assembly working pressure and media of the intended application. Under no circumstances should the assembly working pressure exceed the working pressure of the lowest rated component (coupling, clamp, ferrule or hose).
8. For further safety information refer to pages 2-7.

Clamps and Ferrules



Boss Interlocking Clamps



Preformed Clamps



Internal Expansion



Air King Interlocking Clamps



Double Bolt Clamps



Internal Expansion Petroleum



Crimp



Swage / Crimp



Flat Seal



Band & Buckle

Pressure Recommendations

Mark hose assembly with pressure from this chart or hose working pressure, whichever is lower.
All pressure recommendations are in pounds per square inch (PSI).

1. This chart is intended as a guide only. It only applies to metal couplings as shown for ambient temperature (70°F) applications with true ID hose. It assumes new Dixon supplied couplings, new Dixon supplied clamps, new quality hose and proper installation by a qualified assembler using Dixon procedures and equipment.
   Temperature can affect the coupling retention. For questions relating to temperatures other than ambient (70°F) contact the hose manufacturer or Dixon at 1-800-355-1991.
2. This chart does not apply to non-Dixon products, with used hose, in non-approved or unsupported applications or in non-standard assemblies.

Hose (rubber covered)	Couplings	DPL sect.	Clamps & Ferrules	* Assembly * Procedure	1/4"	3/8"	1/2"	5/8"	3/4"
Air *textile reinforced rubber lined*	Air King Universal	E	Preformed Band Clamp	2102			150	150	150
	Machined - Short Shank	F	Crimp	2304	200	150	150	100	100
	Machined - Short Shank	F	Preformed Band Clamp	2100-2101			150	100	100
	Reusable - Brass	G	n/a	2305	250	250	250		
	King Machined - Medium Shank	F	Preformed Band Clamp	2100-2101			250	200	200
	King Machined - Long Shank	F	Preformed Band Clamp	2100-2101			300	300	300
Air *textile or wire reinforced rubber lined*	Air King Universal	E	Air King or Boss Interlocking Clamp	2000		150	150		150
	Air King Universal	E	Swage/Crimp	see DPL			150		150
	Boss Couplings	D	Boss Interlocking Clamp	2000-2004	600	600	600		600
	Holedall Swage/Crimp	K	Swage/Crimp	see Ram Manual	600	600	600		600
Asphalt & Hot Tar	Boss Couplings	D	Boss Interlocking Clamp	2001-2002					
Chemical *plastic lined for liquid service*	King Machined - Medium Shank	F	Preformed Band Clamp	2100-2101			125		125
	King Machined - Medium Shank	F	Band & Buckle	2104					
	King Machined - Long Shank	F	Preformed Band Clamp	2100-2101			150		150
	King Machined - Long Shank	F	Band & Buckle	2104					
	Boss-Lock Cam & Groove	A	Preformed Band Clamp	2100-2101			150		150
	Boss-Lock Cam & Groove	A	Band & Buckle	2104					
	Boss-Lock Cam & Groove	A	Swage/Crimp	see Ram Manual					250
	Holedall Swage/Crimp	K	Swage/Crimp	see Ram Manual			600		600
Chemical *rubber lined for liquid service*	King Machined - Medium Shank	F	Preformed Band Clamp	2100-2101			125		125
	King Machined - Medium Shank	F	Band & Buckle	2104					
	King Machined - Long Shank	F	Preformed Band Clamp	2100-2101			150		150
	King Machined - Long Shank	F	Band & Buckle	2104					
	Boss-Lock Cam & Groove	A	Preformed Band Clamp	2100-2101			150		150
	Boss-Lock Cam & Groove	A	Band & Buckle	2104					
	Boss-Lock Cam & Groove	A	Swage/Crimp	see Ram Manual					250
	Boss Couplings	D	Boss Interlocking Clamp	2000-2004			600		600
	Holedall Internal Expansion	K	Internal Expansion	see Ram Manual					
	Holedall Swage/Crimp	K	Swage/Crimp	see Ram Manual			600		600
Food Grade *conforming to 3A*	Flow Chief Sanitary	K	Internal Expansion	see Ram Manual					
Food Grade *rubber lined*	King Machined - Medium Shank	F	Preformed Band Clamp	2100-2101			125		125
	King Machined - Medium Shank	F	Band & Buckle	2104					
	Boss-Lock Cam & Groove	A	Preformed Band Clamp	2100-2101			150		150
	Boss-Lock Cam & Groove	A	Band & Buckle	2104					
	Boss-Lock Cam & Groove	A	Swage/Crimp	see Ram Manual					250
	Holedall Internal Expansion	K	Internal Expansion	see Ram Manual					
	Holedall Swage/Crimp	K	Swage/Crimp	see Ram Manual			600		600
Layflat	Flat Seal	A / M	Flat Seal Clamps	2202					

3. Do not use this chart if it conflicts with the hose manufacturer's recommendations.
4. All hose assemblies should be pressure tested to hose manufacturers or Rubber Manufacturers Association (R.M.A.) specifications prior to being put into service.
5. Our test experience indicates that coupling retention can vary with changes in hose design. For pressure ratings other than those listed and shown, or if questions arise, please call Dixon Valve & Coupling Company at 1-800-355-1991 for assistance.
6. All hose assembly components must be compatible with the materials and environments with which they are to come in contact.
7. Dixon recommends that all hose assemblies be marked with the assembly working pressure and media of the intended application. Under no circumstances should the assembly working pressure exceed the working pressure of the lowest rated component (coupling, clamp, ferrule or hose).
8. For further safety information refer to pages 2-7.

* *Procedures can be found at www.dixonvalve.com or by calling 1-800-355-1991.*

Hose (rubber covered)	1"	1-1/4"	1-1/2"	2"	2-1/2"	3"	4"	5"	6"	Notes
Air *textile reinforced rubber lined*	150									(2) bands on 5/8" or larger; *Must use mating Dixon Air King fittings with safety clip installed.*
	100									
	100									
										(2) bands on 1/2" to 1"
	150									
	300									
Air *textile or wire reinforced rubber lined*	150									*Must use mating Dixon Air King fittings with safety clip installed.*
	150									Coupling and ferrule are sold assembled. *Must use mating Dixon Air King fittings with safety clip installed.*
	600	600	600	600	450	450	250		250	
	600	600	600	600	600	600	500	450	400	
Asphalt & Hot Tar	200	200	200	200	200	200	200			Consult factory
Chemical *plastic lined for liquid service*	125	125	125	75	75	50	50			(3) bands on 3" & 4"; (2) bands on 1-1/2" to 2-1/2"; (1) band on the rest
		125	125	75	75	50	50			(3) bands on 3" & 4"; (2) bands on 1-1/2" to 2-1/2"; (1) band on the rest
	150	150	150	125	100	75	75			(5) bands on 3" & 4"; (4) bands on 2" & 2-1/2"; (3) bands on 1-1/4" & 1-1/2"; (2) bands on the rest
		150	150	125	100	75	75			(5) bands on 3" & 4"; (4) bands on 2" & 2-1/2"; (3) bands on the rest
	250	250	250	250	150	125	100			
		250	250	250	150	125	100			
	250		250	250		125	100			*Requires properly matched stem and ferrule.*
	600	600	600	600	600	600	500			
Chemical *rubber lined for liquid service*	125	125	125	75	75	50	50			(3) bands on 3" & 4"; (2) bands on 1-1/2" to 2-1/2"; (1) band on the rest
		125	125	75	75	50	50			(3) bands on 3" & 4"; (2) bands on 1-1/2" to 2-1/2"; (1) band on the rest
	150	150	150	125	100	75	75			(5) bands on 3" & 4"; (4) bands on 2" & 2-1/2"; (3) bands on 1-1/4" & 1-1/2"; (2) bands on the rest
		150	150	125	100	75	75			(5) bands on 3" & 4"; (4) bands on 2" & 2-1/2"; (3) bands on the rest
	250	250	250	250	150	125	100			
		250	250	250	150	125	100			
	250		250	250		125	100			*Requires properly matched stem and ferrule.*
	600	600	600	600	450	450	250			
	800	800	800	800	600	600	500			Consult factory for ratings on IXF48-3 to IXF48-5 & IXF64-2 to IXF64-5 ferrules. *Internal Expansion is NOT recommended for XLPE, UHMWPE & Gum Rubber lined hoses.*
	600	600	600	600	600	600	500			
Food Grade *conforming to 3A*			250	250		250				Use Stainless Steel Food Grade Ferrule ONLY.
Food Grade *rubber lined*	125	125	125	75	75	50	50	25	25	(4) bands on 6"; (3) bands on 3" to 5"; (2) bands on 1-1/2" to 2-1/2"; (1) band on the rest
		125	125	75	75	50	50	25	25	(4) bands on 6"; (3) bands on 3" to 5"; (2) bands on 1-1/2" to 2-1/2"; (1) band on the rest
	250	250	250	250	150	125	100	75	75	(3) bands on 6"; (2) bands on the rest
		250	250	205	150	125	100	75	75	(3) bands on 6"; (2) bands on the rest
	250		250	250		125	100			*Requires properly matched stem and ferrule.*
	250		250	250	250	250	200			
	600	600	600	600	600	600	500	450	400	
Layflat			300	300	300	300	225		150	To be used as a set ONLY. *6" Cam & Groove couplings are rated to 75PSI.*

Hose (rubber covered)	Couplings	DPL sect.	Clamps & Ferrules	* Assembly * Procedure	1/4"	3/8"	1/2"	5/8"	3/4"
Material Handling *rubber lined*	Cast Short Shank	F	Preformed Band Clamp	2100-2101					
	Cast Short Shank	F	Band & Buckle	2104					
	King Machined - Medium Shank	F	Preformed Band Clamp	2100-2101					
	King Machined - Medium Shank	F	Band & Buckle	2104					
	King Machined - Long Shank	F	Preformed Band Clamp	2100-2101					
	King Machined - Long Shank	F	Band & Buckle	2104					
	Boss-Lock Cam & Groove	A	Preformed Band Clamp	2100-2101					
	Boss-Lock Cam & Groove	A	Band & Buckle	2104					
	Boss-Lock Cam & Groove	A	Swage/Crimp	see Ram Manual					
	Holedall Swage/Crimp	K	Swage/Crimp	see Ram Manual					
	Holedall Internal Expansion	K	Internal Expansion	see Ram Manual					
Material Handling *no helical wire rubber lined*	Cast Short Shank	F	Double Bolt Clamp	2201					
	King Machined - Medium Shank	F	Double Bolt Clamp	2201					
	King Machined - Long Shank	F	Double Bolt Clamp	2201					
Material Handling *cement rubber lined*	Boss Couplings	D	Boss Interlocking Clamp	2000-2004					
	Holedall Swage/Crimp	K	Swage/Crimp	see Ram Manual					
	Holedall Internal Expansion	K	Internal Expansion	see Ram Manual					
Petroleum Transfer	King Machined - Medium Shank	F	Preformed Band Clamp	2100-2101			125		125
	King Machined - Medium Shank	F	Band & Buckle	2104					
	King Machined - Long Shank	F	Preformed Band Clamp	2100-2101			150		150
	King Machined - Long Shank	F	Band & Buckle	2104					
	Boss-Lock Cam & Groove	A	Preformed Band Clamp	2100-2101			150		250
	Boss-Lock Cam & Groove	A	Band & Buckle	2104					
	Boss-Lock Cam & Groove	A	Swage/Crimp	see Ram Manual					250
	Holedall Internal Expansion	K	Internal Expansion	see Ram Manual					
	Holedall Swage/Crimp	K	Swage/Crimp	see Ram Manual			600		600
Air Craft Refueling *conforming to API 1529*	Holedall Internal Expansion (Petroleum)	K	Internal Expansion (Petroleum)	see Ram Manual					
Push-On	Push-On	G	n/a	2001-2002	350	350	350	350	350
Steam	Boss Couplings	D	Boss Interlocking Clamp	2000-2004			250		250
Water	Air King Universal	E	Preformed Band Clamp	2100-2101			150	150	150
	Air King Universal	E	Air King or Boss Interlocking Clamp	2000-2001		150	150		150
	Machined - Short Shank	F	Preformed Band Clamp	2100-2101			150	100	100
	Machined - Short Shank	F	Crimp	2304	200	150	150	100	100
	Cast Short Shank	F	Preformed Band Clamp	2100-2101			150	100	100
	Cast Short Shank	F	Band & Buckle	2104					
	King Machined - Medium Shank	F	Preformed Band Clamp	2100-2101			250	200	200
	King Machined - Long Shank	F	Preformed Band Clamp	2100-2101			300	300	300
	Boss-Lock Cam & Groove	A	Preformed Band Clamp	2100-2101			150		250
	Boss-Lock Cam & Groove	A	Band & Buckle	2104					
	Boss-Lock Cam & Groove	A	Swage/Crimp	see Ram Manual					250
	Boss Couplings	D	Boss Interlocking Clamp	2000-2002	600	600	600		600
	Holedall Swage/Crimp	K	Swage/Crimp	see Ram Manual	600	600	600		600
Water *no helical wire*	Cast Short Shank	F	Double Bolt Clamp	2201					
	King Machined - Medium Shank	F	Double Bolt Clamp	2201					
	King Machined - Long Shank	F	Double Bolt Clamp	2201					

Hose (rubber covered)	1"	1-1/4"	1-1/2"	2"	2-1/2"	3"	4"	5"	6"	Notes
Material Handling *rubber lined*			75	75	50	50	50	25	25	(4) bands on 6"; (3) bands on 3" to 5"; (2) bands on 1-1/2" to 2-1/2"
			75	75	50	50	50	25	25	(4) bands on 6"; (3) bands on 3" to 5"; (2) bands on 1-1/2" to 2-1/2"
			125	75	75	50	50	25	25	(4) bands on 6"; (3) bands on 3" to 5"; (2) bands on 1-1/2" to 2-1/2"
			125	75	75	50	50	25	25	(4) bands on 6"; (3) bands on 3" to 5"; (2) bands on 1-1/2" to 2-1/2"
			150	125	100	75	75			(5) bands on 3" & 4"; (4) bands on 2" & 2-1/2"; (3) bands on the res
			150	125	100	75	75			(5) bands on 3" & 4"; (4) bands on 2" & 2-1/2"; (3) bands on the res
			250	250	150	125	100	75	75	(3) bands on 6"; (2) bands on the rest
			250	250	150	125	100	75	75	(3) bands on 6"; (2) bands on the rest
			250	250		125	100			*Requires properly matched stem and ferrule.*
			600	600	600	600	500	450	400	
			800	800	600	600	500		400	Consult factory for ratings on IXF48-3 to IXF48-5 & IXF64-2 to IXF64-5 ferrules. *Internal Expansion is NOT recommended for XLPE, UHMWPE & Gum Rubber lined hoses.*
Material Handling *no helical wire rubber lined*			75	75	50	50	50	25	25	(3) double bolt clamps on 5" & 6"; (2) double bolt clamps on 3" to 4"; (1) double bolt clamp on the rest
			125	75	75	50	50	25	25	(3) double bolt clamps on 5" & 6"; (2) double bolt clamps on 3" to 4"; (1) double bolt clamp on the rest
			150	125	100	75	75			(3) double bolt clamps on all sizes
Material Handling *cement rubber lined*	600	600	600	600	450	450	250		250	Cement will erode ID
	600	600	600	600	600	600	500	450	400	Cement will erode ID
	800	800	800	800	600	600	500		400	Cement will erode ID Consult factory for ratings on IXF48-3 to IXF48-5 & IXF64-2 to IXF64-5 ferrules.
Petroleum Transfer	125	125	125	75	75	50	50	25	25	(4) bands on 6"; (3) bands on 3" to 5"; (2) bands on 1-1/2" to 2-1/2"; (1) band on the rest
		125	125	75	75	50	50	25	25	(4) bands on 6"; (3) bands on 3" to 5"; (2) bands on 1-1/2" to 2-1/2"; (1) band on the rest
	150	150	150	125	100	75	75			(5) bands on 3" & 4"; (4) bands on 2" & 2-1/2"; (3) bands on 1-1/4" & 1-1/2"; (2) bands on the rest
		150	150	125	100	75	75			(5) bands on 3" & 4"; (4) bands on 2" & 2-1/2"; (3) bands on the rest
	250	250	250	250	150	125	100	75	75	(3) bands on 6"; (2) bands on the rest
		250	250	250	150	125	100	75	75	(3) bands on 6"; (2) bands on the rest
	250		250	250		125	100			*Requires properly matched stem and ferrule.*
	800	800	800	800	600	600	500		400	Consult factory for ratings on IXF48-3 to IXF48-5 & IXF64-2 to IXF64-5 ferrules.
	600	600	600	600	600	600	500	450	400	
Air Craft Refueling *conforming to API 1529*	300	300	300	300	300	300	300			
Push-On										Push-On fittings should ONLY be used on Push-On hose.
Steam	250	250	250	250	250	250	250		250	
Water	150									(2) bands on 5/8" or larger; *Must use mating Dixon Air King fittings with safety clip installed.* *Band & Buckle is NOT recommended for 1-1/2" and smaller.*
	150									*Must use mating Dixon Air King fittings with safety clip installed.* *Band & Buckle is NOT recommended for 1-1/2" and smaller.*
	100									(1) band; *Band & Buckle is NOT recommended for 1-1/2" and smaller.*
	100									
	100	75	75	75	50	50	50	25	25	(4) bands on 6"; (3) bands on 3" to 5"; (2) bands on 1-1/2" to 2-1/2"; (1) band on the rest
		75	75	75	50	50	50	25	25	(4) bands on 6"; (3) bands on 3" to 5"; (2) bands on 1-1/2" to 2-1/2"; (1) band on the rest
	150	150	125	75	75	50	50	25	25	(4) bands on 6"; (3) bands on 3" to 5"; (2) bands on 1-1/2" to 2-1/2"; (1) band on the rest
	300	300	150	125	100	75	75			(5) bands on 3" & 4"; (4) bands on 2" & 2-1/2"; (3) bands on 1-1/4" & 1-1/2"; (2) bands on the rest
	250	250	250	250	150	125	100	75	75	(3) bands on 6"; (2) bands on the rest
		250	250	250	150	125	100	75	75	(3) bands on 6"; (2) bands on the rest
	250		250	250		125	100			*Requires properly matched stem and ferrule.*
	600	600	600	600	450	450	250		250	
	600	600	600	600	600	600	500	450	400	
Water *no helical wire*			75	75	50	50	50	25	25	(3) double bolt clamps on 5" & 6"; (2) double bolt clamps on 3" to 4"; (1) double bolt clamp on the rest
			125	75	75	50	50	25	25	(3) double bolt clamps on 5" & 6"; (2) double bolt clamps on 3" to 4"; (1) double bolt clamp on the rest
			150	125	100	75	75			(3) double bolt clamps on all sizes

Air Fittings



air brake fittings
page 185



general purpose digital gauge
page 253

Shank/Water Fittings



Agri-Lock style (type A) fittings for welding to pipe
page 279



heavy duty Agri-Lock style (type A) fittings
page 283

Brass Fittings



stainless mini nozzle
page 294



Perfect water hose and Top Level PVC hose
page 302



GHT coupler and adapter
page 307



spray valve and hose assembly
page 308



short shank fittings
page 308



grease whip Zerk fittings
page 326

Clamps



Aero-Seal® liner clamps
page 345



stainless steel banding
page 352

Sanitary Fittings



clamp end butterfly valves and repair kits
page 466



weld end butterfly valves and repair kits
page 467

Fire Equipment



steel hydrant house
page 490



steel hose cabinet
page 490



sidewalk connection sleeve
page 498



round ID plates
page 498

Valves



domestic gate, globe and swing check valves
page 537

Pipe and Welding

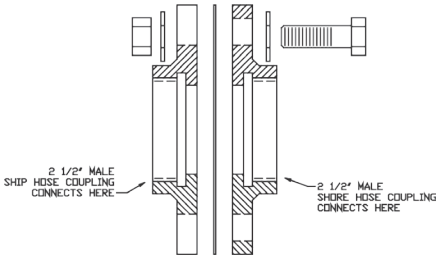

brass international shore connections
page 574

Dixon



1. Precision machined to rigid tolerances.
2. Durable stainless steel cam arm pins will not rust or bind, for greater strength and safety.
3. Recess holds gasket firmly in place - ensures proper placement.
4. Long shank design allows proper banding, thus eliminating the major cause of hose damage.

Operation of Cam and Groove

1. To make connection, simply slide the adapter into the coupler and with normal hand pressure, press the cam levers down.
2. Uncoupling is as quick and simple as coupling. Just lift the cam arms and remove the adapter.

Boss-Lock



Boss-Lock cam and groove provides a *unique patented safety feature*. The cast-in lugs allow safety clips to be attached once the lugs are passed through slots in the special cam lever arms. These clips prevent the coupler from being unlocked until they are removed, providing a *positive locking action*.

Pull Ring Safety Clips





Dixon has developed the pull ring safety clip to simplify the locking action on Boss-Lock couplers. No more inserting clips or dangling lanyards, just a twist and it's locked, giving you a low profile *positive locking action*.

Buy with Confidence
Boss-Lock investment stainless steel cam arms are *guaranteed* ! Should you *ever* break a Boss-Lock investment stainless steel cam arm, simply return it to the nearest warehouse for a *free* replacement.

Ordering System



Size represents the coupler or adapter and hose or pipe end. (i.e. 200 = 2") If the coupling is a reducing size, the coupler or adapter is the first size. (i.e. 4030-C is 4" coupler to 3" hose shank).

Specifications on Dixon Cam and Groove

Specifications:

- Dixon, Boss-Lock and EZ Boss-Lock cam and groove couplers and adapters are produced to interchange with all product produced to Commercial Item Description A-A-59326B.
- No standard exists for the ½" and 8" fittings, and generally these sizes do not interchange with other manufacturers.
- Dust caps and dust plugs are ***not*** to be used in pressure applications for safety and environmental reasons.
- *Designed for use with liquids*, consult Dixon for specific recommendations.

Pressure Ratings:

Recommendations based on the use of mating Dixon fittings at ambient temperature (**70°F**) with standard Buna-N Seal installed. For use at elevated temperature or other unusual operating conditions, consult the factory. Dixon, Boss-Lock and EZ Boss-Lock couplers and adapters maximum working pressure are as follows:

SAFETY ALERT

Size	½"	¾" thru 2"	2½"	3"	4"	5" and 6"	8"
PSI	**150**	**250**	**150**	**125**	**100**	**75**	**50**

EZ Boss-Lock

No more fumbling with clamps, wire, clips or pins.
Just close the handles and the locking
mechanism is engaged.



Unlike other safety couplings . . .

- *The EZ Boss-Lock is extremely easy to open!!!*
  The release lever is under your thumb when you want to open the fitting. Ergonomic.
- *The EZ Boss-Lock is resistant to accidental disconnection when being dragged.* The release lever opens in the direction opposite to the cam arm, so movements that tend to open the release lever also tend to close the cam arm!!!
- *The EZ Boss-Lock alerts you if it is not properly engaged.*
  If the rotating lever is not flush with the handle, it is not properly engaged.
- *The EZ Boss-Lock has no sliding pins to jam.*
  The EZ Boss-Lock's rotating action helps keep the locking device free of debris.
- *The EZ Boss-Lock has no sliding pins to pop open.*
  The EZ Boss-Lock is designed to protect critical parts from impact and to withstand rugged use.
- *The EZ Boss-Lock can be supplied with special shanks custom suited to your needs.* The EZ Boss-Lock is available with swaged and PF shank designs for hard to couple chemical hoses.
- *The EZ Boss-Lock cam arm assemblies are made of investment cast stainless steel with plated carbon steel pull rings.*
- *The EZ Boss-Lock is easier to insert into the hose tubes on tank trucks, and easier to use in restricted spaces.*
  This is due to the smaller maximum OD and a more snag free exterior.
- *The EZ Boss-Lock cam arm assemblies can be retrofitted onto undamaged stainless steel Boss-Lock.* This allows you to protect your investment in stainless steel Boss-Lock couplings while you upgrade.
- *The EZ Boss-Lock is made in the USA.*

Cam and Groove Line Drawings

Line drawings are representative of the Dixon line of cam and groove.

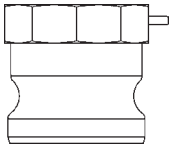

Type A
male adapter x female NPT

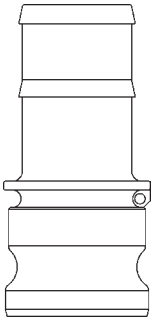

Type E
male adapter x hose shank

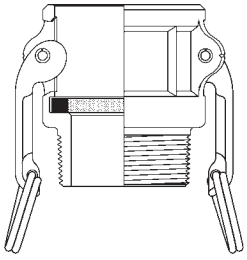

Type B
female coupler x male NPT

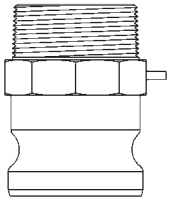

Type F
male adapter x male NPT

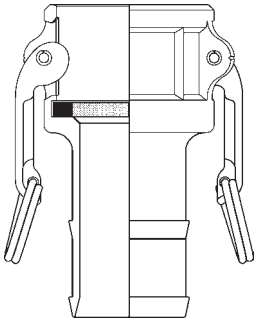

Type C
female coupler x hose shank

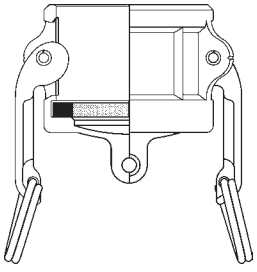

Type DC *
dust cap

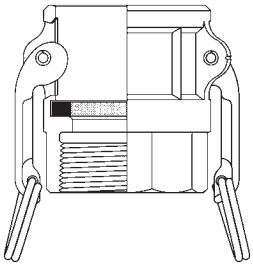

Type D
female coupler x female NPT

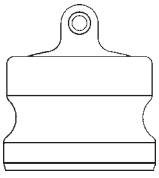

Type DP *
dust plug

* Dust caps and dust plugs are ***not*** to be used in pressure applications for safety and environmental reasons.

SAFETY ALERT

Warning !
Under no circumstances should cam and groove couplings be used for compressed air or steam service!

SAFETY ALERT

Dixon / Boss-Lock Type A Adapters



female NPT x male adapter

Size	356T6 Aluminum		Aluminum Hard Coat		Brass	
	Part #	Price/E	Part #	Price/E	Part #	Price/E
½"	***50-A-AL*** [2]	**$9.75**	**---**	**---**	***50-A-BR***	**$17.10**
¾" x ½"	***7550-A-AL*** [2]	**14.85**	**---**	**---**	***7550-A-BR***	**33.00**
¾"	***75-A-AL*** [2]	**9.75**	**---**	**---**	***75-A-BR***	**20.05**
1"	***100-A-AL*** [2]	**11.50**	**---**	**---**	***100-A-BR***	**22.00**
1¼"	***125-A-AL***	**15.25**	**---**	**---**	***125-A-BR***	**39.95**
1½"	***150-A-AL***	**16.25**	***150-A-ALH***	**$30.30**	***150-A-BR***	**41.25**
2"	***200-A-AL***	**17.60**	***200-A-ALH***	**34.60**	***200-A-BR***	**51.95**
2½"	***250-A-AL***	**27.00**	**---**	**---**	***250-A-BR***	**91.80**
3"	***300-A-AL***	**27.95**	***300-A-ALH***	**47.00**	***300-A-BR***	**106.50**
4"	***400-A-AL***	**62.80**	***400-A-ALH***	**97.00**	***400-A-BR***	**182.00**
5"	***500-A-AL***	**102.00**	**---**	**---**	***500-A-BR***	**298.90**
6"	***600-A-AL***	**122.80**	***600-A-ALH***	**188.00**	***600-A-BR***	**397.00**
8" DIX	***800-A-AL*** [1]	**341.25**	**---**	**---**	**---**	**---**
8" BL	***801-A-AL*** [1]	**357.95**	**---**	**---**	**---**	**---**

SAFETY ALERT

[1] Dixon and Boss-Lock cam and groove couplings *do not interchange in the 8" size*.
[2] made from 6061-T6 aluminum
• Pressure rating is based on the seal of the mating part. See ratings on page 16.

Dixon / Boss-Lock Type E Adapters



male adapter x hose shank

Size	356T6 Aluminum		Aluminum Hard Coat		Brass	
	Part #	Price/E	Part #	Price/E	Part #	Price/E
½"	***50-E-AL***	**$13.90**	**---**	**---**	***50-E-BR***	**$25.50**
¾" x ½"	***7550-E-AL***	**11.60**	**---**	**---**	**---**	**---**
¾"	***75-E-AL***	**11.95**	**---**	**---**	***75-E-BR***	**26.00**
1"	***100-E-AL***	**12.50**	**---**	**---**	***100-E-BR***	**36.00**
1¼"	***125-E-AL***	**16.70**	**---**	**---**	***125-E-BR***	**48.75**
1½"	***150-E-AL***	**17.55**	***150-E-ALH***	**$33.00**	***150-E-BR***	**55.00**
2"	***200-E-AL***	**21.40**	***200-E-ALH***	**39.30**	***200-E-BR***	**76.00**
2½"	***250-E-AL***	**32.70**	**---**	**---**	***250-E-BR***	**113.00**
3"	***300-E-AL***	**35.25**	***300-E-ALH***	**60.75**	***300-E-BR***	**127.00**
4"	***400-E-AL***	**68.90**	***400-E-ALH***	**105.00**	***400-E-BR***	**219.95**
5"	***500-E-AL***	**107.00**	**---**	**---**	**---**	**---**
6"	***600-E-AL***	**135.90**	***600-E-ALH***	**204.00**	***600-E-BR***	**530.00**
8" DIX	***800-E-AL*** [1]	**567.00**	**---**	**---**	**---**	**---**
8" BL	***801-E-AL*** [1]	**584.50**	**---**	**---**	**---**	**---**

SAFETY ALERT

[1] Dixon and Boss-Lock cam and groove couplings *do not interchange in the 8" size*.
• Pressure rating is based on the seal of the mating part. See ratings on page 16.

Dixon / Boss-Lock Type A Adapters

Size	*Unplated Iron*		*Plated Iron*		*316 Stainless Steel*	
	Part #	Price/E	Part #	Price/E	Part #	Price/E
½"	---	---	---	---	***50-A-SS***	**$45.45**
¾" x ½"	---	---	---	---	***7550-A-SS***	**65.10**
¾"	---	---	***75-A-PM***	**$15.70**	***75-A-SS***	**46.75**
1"	---	---	***100-A-PM***	**17.25**	***100-A-SS***	**49.40**
1¼"	---	---	---	---	***125-A-SS***	**61.30**
1½"	***150-A-MI***	**$24.90**	***150-A-PM***	**27.60**	***150-A-SS***	**59.40**
2"	***200-A-MI***	**30.00**	***200-A-PM***	**31.75**	***200-A-SS***	**63.00**
2½"	---	---	---	---	***250-A-SS***	**198.75**
3"	***300-A-MI***	**50.80**	***300-A-PM***	**54.00**	***300-A-SS***	**119.40**
4"	***400-A-MI***	**82.00**	***400-A-PM***	**86.60**	***400-A-SS***	**222.00**
5"	***500-A-MI***	**173.25**	---	---	***500-A-SS***	**346.00**
6"	---	---	***600-A-PM***	**190.00**	***600-A-SS***	**384.80**
8" DIX	---	---	---	---	---	---
8" BL	---	---	---	---	---	---

Dixon / Boss-Lock Type E Adapters

Size	*Unplated Iron*		*Plated Iron*		*316 Stainless Steel*	
	Part #	Price/E	Part #	Price/E	Part #	Price/E
½"	---	---	---	---	***50-E-SS***	**$46.35**
¾" x ½"	---	---	---	---	***7550-E-SS***	**55.20**
¾"	---	---	***75-E-PM***	**$23.30**	***75-E-SS***	**49.20**
1"	---	---	***100-E-PM***	**27.30**	***100-E-SS***	**51.00**
1¼"	---	---	***125-E-PM***	**31.00**	***125-E-SS***	**72.10**
1½"	***150-E-MI***	**$29.75**	***150-E-PM***	**31.50**	***150-E-SS***	**66.90**
2"	***200-E-MI***	**37.60**	***200-E-PM***	**39.10**	***200-E-SS***	**68.50**
2½"	---	---	---	---	***250-E-SS***	**190.00**
3"	***300-E-MI***	**51.80**	***300-E-PM***	**58.20**	***300-E-SS***	**127.80**
4"	***400-E-MI***	**94.40**	***400-E-PM***	**99.75**	***400-E-SS***	**278.00**
5"	---	---	---	---	***500-E-SS***	**420.00**
6"	---	---	***600-E-PM***	**231.00**	***600-E-SS***	**538.00**
8" DIX	---	---	---	---	---	---
8" BL	---	---	---	---	---	---

Dixon / Boss-Lock Type F Adapters



male NPT x male adapter

Size	356T6 Aluminum		Aluminum Hard Coat		Brass	
	Part #	Price/E	Part #	Price/E	Part #	Price/E
½"	***50-F-AL***	**$9.95**	**---**	**---**	***50-F-BR***	**$20.00**
¾" x ½"	***7550-F-AL***	**23.00**	**---**	**---**	***7550-F-BR***	**48.50**
¾"	***75-F-AL***	**11.25**	**---**	**---**	***75-F-BR***	**24.20**
1"	***100-F-AL***	**14.25**	**---**	**---**	***100-F-BR***	**31.50**
1¼"	***125-F-AL***	**17.00**	**---**	**---**	***125-F-BR***	**52.75**
1½"	***150-F-AL***	**17.80**	***150-F-ALH***	**$33.25**	***150-F-BR***	**42.60**
2"	***200-F-AL***	**20.50**	***200-F-ALH***	**38.30**	***200-F-BR***	**53.00**
2½"	***250-F-AL***	**37.25**	**---**	**---**	***250-F-BR***	**127.60**
3"	***300-F-AL***	**38.25**	***300-F-ALH***	**62.90**	***300-F-BR***	**147.00**
4"	***400-F-AL***	**70.40**	***400-F-ALH***	**107.00**	***400-F-BR***	**205.00**
5"	***500-F-AL***	**129.15**	**---**	**---**	**---**	**---**
6"	***600-F-AL***	**149.00**	***600-F-ALH***	**220.45**	***600-F-BR***	**540.00**
8" DIX	***800-F-AL*** [1]	**450.00**	**---**	**---**	**---**	**---**
8" BL	***801-F-AL*** [1]	**445.00**	**---**	**---**	**---**	**---**

SAFETY ALERT

[1] Dixon and Boss-Lock cam and groove couplings *do not interchange in the 8" size*.

- Pressure rating is based on the seal of the mating part. See ratings on page 16.

Dixon / Boss-Lock Type DP Dust Plugs



dust plug

Size	356T6 Aluminum		Aluminum Hard Coat		Brass	
	Part #	Price/E	Part #	Price/E	Part #	Price/E
½"	**---**	**---**	**---**	**---**	***50-DP-BR***	**$25.10**
¾"	***75-DP-AL***	**$11.80**	**---**	**---**	***75-DP-BR***	**26.85**
1"	***100-DP-AL***	**13.00**	**---**	**---**	***100-DP-BR***	**23.75**
1¼"	***125-DP-AL***	**15.50**	**---**	**---**	***125-DP-BR***	**41.60**
1½"	***150-DP-AL***	**15.85**	***150-DP-ALH***	**$32.25**	***150-DP-BR***	**46.10**
2"	***200-DP-AL***	**16.40**	***200-DP-ALH***	**34.10**	***200-DP-BR***	**46.40**
2½"	***250-DP-AL***	**23.75**	**---**	**---**	**---**	**--**
3"	***300-DP-AL***	**24.60**	***300-DP-ALH***	**47.00**	***300-DP-BR***	**74.40**
4"	***400-DP-AL***	**36.15**	***400-DP-ALH***	**68.60**	***400-DP-BR***	**159.00**
5"	***500-DP-AL***	**64.25**	**---**	**---**	**---**	**---**
6"	***600-DP-AL***	**81.75**	***600-DP-ALH***	**130.60**	***600-DP-BR***	**540.00**
8" DIX	***800-DP-AL*** [1]	**343.00**	**---**	**---**	**---**	**---**
8" BL	***801-DP-AL*** [1]	**348.00**	**---**	**---**	**---**	**---**

[1] Dixon and Boss-Lock cam and groove couplings *do not interchange in the 8" size*.

SAFETY ALERT

Dust caps and dust plugs are not to be used in pressure applications for safety and environmental reasons.

Dixon / Boss-Lock Type F Adapters

Size	*Unplated Iron*		*Plated Iron*		*316 Stainless Steel*	
	Part #	Price/E	Part #	Price/E	Part #	Price/E
½"	---	---	---	---	***50-F-SS***	**$48.40**
¾" x ½"	---	---	---	---	***7550-F-SS***	**69.82**
¾"	---	---	***75-F-PM***	**$22.50**	***75-F-SS***	**55.30**
1"	---	---	***100-F-PM***	**21.20**	***100-F-SS***	**60.75**
1¼"	---	---	---	---	***125-F-SS***	**84.70**
1½"	***150-F-MI***	**$31.10**	***150-F-PM***	**34.95**	***150-F-SS***	**79.30**
2"	***200-F-MI***	**38.00**	***200-F-PM***	**40.85**	***200-F-SS***	**83.00**
2½"	---	---	---	---	***250-F-SS***	**281.00**
3"	***300-F-MI***	**73.25**	***300-F-PM***	**74.40**	***300-F-SS***	**170.00**
4"	***400-F-MI***	**108.00**	***400-F-PM***	**113.20**	***400-F-SS***	**292.30**
5"	---	---	---	---	---	---
6"	---	---	***600-F-PM***	**257.25**	***600-F-SS***	**415.80**
8" DIX	---	---	---	---	---	---
8" BL	---	---	---	---	---	---

Dixon / Boss-Lock Type DP Dust Plugs

Size	*Unplated Iron*		*Plated Iron*		*316 Stainless Steel*	
	Part #	Price/E	Part #	Price/E	Part #	Price/E
½"	---	---	---	---	***50-DP-SS***	**$40.60**
¾"	---	---	---	---	***75-DP-SS***	**42.40**
1"	---	---	***100-DP-PM***	**$28.00**	***100-DP-SS***	**44.50**
1¼"	---	---	***125-DP-PM***	**30.00**	***125-DP-SS***	**47.80**
1½"	***150-DP-MI***	**$23.00**	***150-DP-PM***	**25.75**	***150-DP-SS***	**56.90**
2"	***200-DP-MI***	**32.15**	***200-DP-PM***	**33.30**	***200-DP-SS***	**64.00**
2½"	---	---	***250-DP-PM***	**36.00**	***250-DP-SS***	**150.60**
3"	***300-DP-MI***	**41.10**	***300-DP-PM***	**44.80**	***300-DP-SS***	**102.70**
4"	***400-DP-MI***	**64.35**	***400-DP-PM***	**72.50**	***400-DP-SS***	**175.00**
5"	---	---	---	---	---	---
6"	---	---	---	---	***600-DP-SS***	**378.00**
8" DIX	---	---	---	---	---	---
8" BL	---	---	---	---	---	---

Dust caps and dust plugs are not to be used in pressure applications for safety and environmental reasons.

SAFETY ALERT

Dixon Type C Couplers



female coupler x hose shank

Size	356T6 Aluminum		Aluminum Hard Coat		Brass	
	Part #	Price/E	Part #	Price/E	Part #	Price/E
½"	***50-C-AL***	**$20.25**	**---**	**---**	***50-C-BR***	**$43.00**
¾"	***75-C-AL***	**23.10**	**---**	**---**	***75-C-BR***	**48.20**
1"	***100-C-AL***	**23.60**	**---**	**---**	***100-C-BR***	**55.75**
1¼"	***125-C-AL*** [2]	**54.00**	**---**	**---**	***125-C-BR*** [2]	**82.20**
1½"	***150-C-AL***	**30.60**	***150-C-ALH***	**$44.70**	***150-C-BR***	**78.00**
2"	***200-C-AL***	**34.65**	***200-C-ALH***	**53.75**	***200-C-BR***	**95.10**
2½"	***250-C-AL*** [2]	**61.60**	**---**	**---**	***250-C-BR*** [2]	**128.00**
3"	***300-C-AL***	**54.50**	***300-C-ALH***	**83.70**	***300-C-BR***	**173.80**
4"	***400-C-AL***	**75.85**	***400-C-ALH***	**111.40**	***400-C-BR***	**230.00**
5"	***500-C-AL***	**123.85**	**---**	**---**	**---**	**---**
6"	***600-C-AL***	**184.70**	***600-C-ALH***	**251.00**	***600-C-BR***	**750.00**
8"	***800-C-AL*** [1]	**735.00**	**---**	**---**	**---**	**---**

SAFETY ALERT

[1] Dixon and Boss-Lock cam and groove couplings *do not interchange in the 8" size.* The 8" Andrew design has 4 cam arms, Dixon design has 2 cam arms.

[2] Parts are manufactured in Canada.

Boss-Lock Type C Couplers



female coupler x hose shank

Size	356T6 Aluminum		Brass	
	Part #	Price/E	Part #	Price/E
¾" x ½"	**---**	**---**	**---**	**---**
¾"	***AC075***	**$34.85**	***BC075***	**$57.00**
1"	***AC100***	**37.30**	***BC100***	**68.80**
1¼"	***AC125***	**43.60**	***BC125***	**82.95**
1½"	***AC150***	**41.50**	***BC150***	**87.50**
2"	***AC200***	**44.80**	***BC200***	**102.85**
2½"	***AC250***	**53.20**	***BC250***	**154.25**
3"	***AC300***	**67.95**	***BC300***	**165.00**
4"	***AC400***	**91.60**	***BC400***	**303.00**
6"	***AC600***	**201.40**	***BC600***	**703.50**
8"	***AC800*** [1]	**568.00**	**---**	**---**

SAFETY ALERT

[1] Dixon and Boss-Lock cam and groove couplings *do not interchange in the 8" size.* The 8" Andrew design has 4 cam arms, Dixon design has 2 cam arms.

EZ Boss-Lock Type C Couplers



female coupler x hose shank

Size	356T6 Aluminum		Brass	
	Part #	Price/E	Part #	Price/E
¾" x ½"	**---**	**---**	**---**	**---**
¾"	***AC075EZ***	**$60.80**	***BC075EZ***	**$108.70**
1"	***AC100EZ***	**68.80**	***BC100EZ***	**112.00**
1¼"	**---**	**---**	***BC125EZ***	**160.00**
1½"	***AC150EZ***	**72.80**	***BC150EZ***	**127.40**
2"	***AC200EZ***	**78.40**	***BC200EZ***	**145.90**
2½"	***AC250EZ***	**89.25**	**---**	**---**
3"	***AC300EZ***	**114.40**	***BC300EZ***	**232.95**
4"	***AC400EZ***	**141.60**	***BC400EZ***	**340.00**
6"	***AC600EZ***	**315.00**	**---**	**---**
8"	***AC800EZ*** [1]	**600.00**	**---**	**---**

SAFETY ALERT

[1] Dixon and Boss-Lock cam and groove couplings *do not interchange in the 8" size.* The 8" Andrew design has 4 cam arms, Dixon design has 2 cam arms.

Dixon Type C Couplers

Size	Unplated Iron		316 Stainless Steel	
	Part #	Price/E	Part #	Price/E
½"	---	---	50-C-SS	$57.60
¾"	---	---	75-C-SS	69.10
1"	---	---	100-C-SS	79.30
1¼"	---	---	125-C-SS	126.00
1½"	150-C-MI	$48.00	150-C-SS	96.60
2"	200-C-MI	52.50	200-C-SS	112.00
2½"	---	---	250-C-SS	266.60
3"	300-C-MI	85.80	300-C-SS	198.70
4"	400-C-MI	138.60	400-C-SS	320.00
5"	---	---	500-C-SS	474.00
6"	---	---	600-C-SS	501.90
8"	---	---	---	---

Finger rings are not supplied on ½" - 1" Dixon couplings.

½" Dixon has only one cam arm.

Couplers are supplied standard with a Buna-N gasket. Other gasket types are available on pages 65-67.

Boss-Lock Type C Couplers

Size	Plated Iron		316 Stainless Steel	
	Part #	Price/E	Part #	Price/E
¾" x ½"	---	---	RC050BL	$88.90
¾"	IC075	$66.25	RC075BL	90.40
1"	IC100	52.80	RC100BL	97.20
1¼"	---	---	RC125BL	122.60
1½"	IC150	59.25	RC150BLNO	111.70
2"	IC200	80.40	RC200BLNO	113.40
2½"	---	---	---	---
3"	IC300	105.00	RC300BL	210.40
4"	IC400	150.00	RC400BLNO	288.70
6"	IC600	391.00	---	---
8"	---	---	---	---

All Boss-Lock couplers are supplied with safety clips.

Couplers are supplied standard with a Buna-N gasket. Other gasket types are available on pages 65-67.

EZ Boss-Lock Type C Couplers

Size	316 Stainless Steel	
	Part #	Price/E
¾" x ½"	RC050EZ	$105.70
¾"	RC075EZ	99.00
1"	RC100EZCR	110.80
1¼"	RC125EZ	145.25
1½"	RC150EZNO	113.75
2"	RC200EZNO	121.30
2½"	---	---
3"	RC300EZCR	208.20
4"	RC400EZCR	310.85
6"	RC600EZCR	590.00
8"	---	---

SAFETY ALERT

Under no circumstances should the EZ Boss-Lock cam arms be used on any fitting not specifically designed for their use. See pages 17 and 63 for further specifications.

Couplers are supplied standard with a Buna-N gasket. Other gasket types are available on pages 65-67.

Dixon Type D Couplers



female coupler x female NPT

Size	356T6 Aluminum		Aluminum Hard Coat		Brass	
	Part #	Price/E	Part #	Price/E	Part #	Price/E
½"	***50-D-AL***	**$24.80**	**---**	**---**	***50-D-BR***	**$38.70**
¾"	***75-D-AL***	**24.20**	**---**	**---**	***75-D-BR***	**46.80**
1"	***100-D-AL***	**24.50**	**---**	**---**	***100-D-BR***	**49.60**
1¼"	***125-D-AL*** [2]	**47.20**	**---**	**---**	***125-D-BR*** [2]	**84.80**
1½"	***150-D-AL***	**30.15**	***150-D-ALH***	**$51.25**	***150-D-BR***	**70.20**
2"	***200-D-AL***	**33.60**	***200-D-ALH***	**57.25**	***200-D-BR***	**89.75**
2½"	***250-D-AL*** [2]	**59.80**	**---**	**---**	***250-D-BR*** [2]	**133.45**
3"	***300-D-AL***	**53.00**	***300-D-ALH***	**81.60**	***300-D-BR***	**157.90**
4"	***400-D-AL***	**75.70**	***400-D-ALH***	**125.00**	***400-D-BR***	**233.00**
5"	***500-D-AL***	**130.00**	**---**	**---**	***500-D-BR***	**462.00**
6"	***600-D-AL***	**177.00**	***600-D-ALH***	**260.00**	***600-D-BR***	**614.25**
8"	***800-D-AL*** [1]	**777.00**	**---**	**---**	**---**	**---**

SAFETY ALERT

[1] Dixon and Boss-Lock cam and groove couplings *do not interchange in the 8" size.* The 8" Andrew design has 4 cam arms, Dixon design has 2 cam arms.

[2] Parts are manufactured in Canada.

Boss-Lock Type D Couplers



female coupler x female NPT

Size	356T6 Aluminum		Brass	
	Part #	Price/E	Part #	Price/E
¾" x ½"	***AD050***	**$44.80**	***BD050***	**$59.00**
¾"	***AD075***	**39.00**	***BD075***	**60.60**
1"	***AD100***	**39.20**	***BD100***	**66.50**
1¼"	***AD125***	**42.65**	***BD125***	**80.50**
1½"	***AD150***	**41.80**	***BD150***	**82.00**
2"	***AD200***	**42.85**	***BD200***	**99.60**
2½"	***AD250***	**63.00**	***BD250***	**161.30**
3"	***AD300***	**65.00**	***BD300***	**184.50**
4"	***AD400***	**85.30**	***BD400***	**243.40**
5"	***AD500***	**141.00**	**---**	**---**
6"	***AD600***	**218.30**	***BD600***	**614.25**
8"	***AD800*** [1]	**526.70**	**---**	**---**

SAFETY ALERT

[1] Dixon and Boss-Lock cam and groove couplings *do not interchange in the 8" size.* The 8" Andrew design has 4 cam arms, Dixon design has 2 cam arms.

EZ Boss-Lock Type D Couplers



female coupler x female NPT

Size	356T6 Aluminum		Brass	
	Part #	Price/E	Part #	Price/E
¾" x ½"	**---**	**---**	**---**	**---**
¾"	***AD075EZ***	**$67.25**	***BD075EZ***	**$105.00**
1"	***AD100EZ***	**70.55**	***BD100EZ***	**111.00**
1¼"	**---**	**---**	***BD125EZ***	**138.00**
1½"	***AD150EZ***	**74.30**	***BD150EZ***	**123.00**
2"	***AD200EZ***	**75.25**	***BD200EZ***	**143.50**
2½"	***AD250EZ***	**91.55**	***BD250EZ***	**195.00**
3"	***AD300EZ***	**120.10**	***BD300EZ***	**253.00**
4"	***AD400EZ***	**138.20**	***BD400EZ***	**309.90**
5"	***AD500EZ***	**205.00**	**---**	**---**
6"	***AD600EZ***	**311.50**	**---**	**---**
8"	***AD800EZ*** [1]	**536.00**	**---**	**---**

SAFETY ALERT

[1] Dixon and Boss-Lock cam and groove couplings *do not interchange in the 8" size.* The 8" Andrew design has 4 cam arms, Dixon design has 2 cam arms.

Dixon Type D Couplers

Size	Unplated Iron		316 Stainless Steel	
	Part #	Price/E	Part #	Price/E
½"	---	---	50-D-SS	$70.60
¾"	---	---	75-D-SS	76.40
1"	---	---	100-D-SS	80.00
1¼"	---	---	125-D-SS	130.30
1½"	150-D-MI	$53.55	150-D-SS	108.15
2"	200-D-MI	56.95	200-D-SS	117.70
2½"	---	---	250-D-SS	238.00
3"	300-D-MI	98.00	300-D-SS	219.30
4"	400-D-MI	120.30	400-D-SS	306.00
5"	500-D-MI	203.00	500-D-SS	535.00
6"	---	---	600-D-SS	620.00
8"	---	---	---	---

Finger rings are not supplied on ½" - 1" Dixon couplings.

½" Dixon has only one cam arm.

Couplers are supplied standard with a Buna-N gasket. Other gasket types are available on pages 65-67.

Boss-Lock Type D Couplers

Size	Plated Iron		316 Stainless Steel	
	Part #	Price/E	Part #	Price/E
¾" x ½"	---	---	RD050BL	$99.00
¾"	ID075	$52.10	RD075BL	90.60
1"	ID100	55.30	RD100BL	92.20
1¼"	---	---	RD125BL	130.20
1½"	ID150	63.00	RD150BL	119.40
2"	ID200	78.70	RD200BL	132.90
2½"	---	---	---	---
3"	ID300	113.50	RD300BL	248.00
4"	ID400	129.50	RD400BL	323.00
5"	---	---	---	---
6"	ID600	418.00	---	---
8"	---	---	---	---

All Boss-Lock couplers are supplied with safety clips.

Couplers are supplied standard with a Buna-N gasket. Other gasket types are available on pages 65-67.

EZ Boss-Lock Type D Couplers

Size	316 Stainless Steel	
	Part #	Price/E
¾" x ½"	RD050EZ	$118.00
¾"	RD075EZ	106.50
1"	RD100EZ	107.20
1¼"	RD125EZ	141.70
1½"	RD150EZ	145.80
2"	RD200EZ	147.00
2½"	---	---
3"	RD300EZ	278.00
4"	RD400EZ	337.60
5"	---	---
6"	RD600EZ	525.00
8"	---	---

SAFETY ALERT

Under no circumstances should the EZ Boss-Lock cam arms be used on any fitting not specifically designed for their use. See pages 17 and 63 for further specifications.

Couplers are supplied standard with a Buna-N gasket. Other gasket types are available on pages 65-67.

Dixon Type B Couplers



female coupler x male NPT

Size	356T6 Aluminum		Aluminum Hard Coat		Brass	
	Part #	Price/E	Part #	Price/E	Part #	Price/E
½"	***50-B-AL***	**$24.15**	**---**	**---**	***50-B-BR***	**$37.30**
¾"	***75-B-AL***	**24.10**	**---**	**---**	***75-B-BR***	**43.15**
1"	***100-B-AL***	**26.25**	**---**	**---**	***100-B-BR***	**49.10**
1¼"	***125-B-AL*** [2]	**39.60**	**---**	**---**	**---**	**---**
1½"	***150-B-AL***	**27.20**	***150-B-ALH***	**$46.40**	***150-B-BR***	**73.75**
2"	***200-B-AL***	**34.10**	***200-B-ALH***	**54.00**	***200-B-BR***	**82.10**
2½"	***250-B-AL*** [2]	**60.50**	**---**	**---**	**---**	**---**
3"	***300-B-AL***	**54.35**	***300-B-ALH***	**81.30**	***300-B-BR***	**161.00**
4"	***400-B-AL***	**80.80**	***400-B-ALH***	**122.00**	***400-B-BR***	**225.70**
5"	***500-B-AL***	**140.90**	**---**	**---**	**---**	**---**
6"	***600-B-AL***	**186.80**	***600-B-ALH***	**267.00**	**---**	**---**
8"	***800-B-AL*** [1,3]	**1030.00**	**---**	**---**	**---**	**---**

SAFETY ALERT

1 Dixon and Boss-Lock cam and groove couplings *do not interchange in the 8" size*. The 8" Andrew design has 4 cam arms, Dixon design has 2 cam arms.

2 Parts are manufactured in Canada.

3 Parts are produced as a welded fabrication.

Boss-Lock Type B Couplers



female coupler x male NPT

Size	356T6 Aluminum		Brass	
	Part #	Price/E	Part #	Price/E
¾" x ½"	**---**	**---**	***BB050***	**$68.75**
¾"	**---**	**---**	***BB075***	**68.40**
1"	***AB100***	**$41.20**	***BB100***	**69.10**
1¼"	***AB125***	**46.50**	***BB125***	**82.50**
1½"	***AB150***	**42.30**	***BB150***	**90.85**
2"	***AB200***	**42.65**	***BB200***	**107.10**
2½"	***AB250***	**60.90**	***BB250***	**137.55**
3"	***AB300***	**72.70**	***BB300***	**199.50**
4"	***AB400***	**100.00**	***BB400***	**288.75**
6"	***AB600***	**255.40**	**---**	**--**

EZ Boss-Lock Type B Couplers



female coupler x male NPT

Size	356T6 Aluminum		Brass	
	Part #	Price/E	Part #	Price/E
¾" x ½"	**---**	**---**	**---**	**---**
¾"	**---**	**---**	***BB075EZ***	**$94.00**
1"	***AB100EZ***	**$69.20**	***BB100EZ***	**116.00**
1¼"	**---**	**---**	***BB125EZ***	**124.60**
1½"	***AB150EZ***	**77.00**	***BB150EZ***	**134.10**
2"	***AB200EZ***	**81.30**	***BB200EZ***	**147.40**
3"	***AB300EZ***	**120.75**	***BB300EZ***	**275.60**
4"	***AB400EZ***	**152.50**	***BB400EZ***	**360.00**
6"	**---**	**---**	**---**	**---**

Dixon Type B Couplers

Size	*Unplated Iron*		*316 Stainless Steel*	
	Part #	Price/E	Part #	Price/E
½"	---	---	***50-B-SS***	**$74.80**
¾"	---	---	***75-B-SS***	**73.40**
1"	---	---	***100-B-SS***	**81.00**
1¼"	---	---	---	---
1½"	***150-B-MI***	**$56.00**	***150-B-SS***	**105.80**
2"	***200-B-MI***	**64.00**	***200-B-SS***	**119.60**
2½"	---	---	***250-B-SS***	**284.00**
3"	***300-B-MI***	**103.00**	***300-B-SS***	**225.00**
4"	***400-B-MI***	**150.30**	***400-B-SS***	**275.00**
5"	---	---	---	---
6"	---	---	***600-B-SS***	**734.00**
8"	---	---	---	---

Finger rings are not supplied on ½" - 1" Dixon couplings.

½" Dixon has only one cam arm.

Couplers are supplied standard with a Buna-N gasket. Other gasket types are available on pages 65-67.

Boss-Lock Type B Couplers

Size	*Plated Iron*		*316 Stainless Steel*	
	Part #	Price/E	Part #	Price/E
¾" x ½"	---	---	***RB050BL***	**$96.40**
¾"	---	---	***RB075BL***	**88.25**
1"	***IB100***	**$55.40**	***RB100BL***	**93.75**
1¼"	---	---	***RB125BL***	**122.85**
1½"	---	---	***RB150BL***	**128.00**
2"	***IB200***	**73.75**	***RB200BL***	**136.25**
2½"	---	---	---	---
3"	---	---	***RB300BL***	**256.00**
4"	---	---	***RB400BL***	**296.00**
6"	---	---	---	---

All Boss-Lock couplers are supplied with safety clips.

Couplers are supplied standard with a Buna-N gasket. Other gasket types are available on pages 65-67.

EZ Boss-Lock Type B Couplers

Size	*316 Stainless Steel*	
	Part #	Price/E
¾" x ½"	***RB050EZ***	**$113.00**
¾"	***RB075EZ***	**104.00**
1"	***RB100EZ***	**109.70**
1¼"	***RB125EZ***	**142.10**
1½"	***RB150EZ***	**143.65**
2"	***RB200EZ***	**157.00**
3"	***RB300EZ***	**272.95**
4"	***RB400EZ***	**320.00**
6"	***RB600EZ***	**595.30**

SAFETY ALERT

Under no circumstances should the EZ Boss-Lock cam arms be used on any fitting not specifically designed for their use. See pages 17 and 63 for further specifications.

Couplers are supplied standard with a Buna-N gasket. Other gasket types are available on pages 65-67.

Dixon Type DC Dust Caps



dust cap

Size	356T6 Aluminum		Aluminum Hard Coat		Brass	
	Part #	Price/E	Part #	Price/E	Part #	Price/E
½"	***50-DC-AL***	**$21.40**	**---**	**---**	***50-DC-BR***	**$32.50**
¾"	***75-DC-AL***	**23.70**	**---**	**---**	***75-DC-BR***	**42.50**
1"	***100-DC-AL***	**23.65**	**---**	**---**	***100-DC-BR***	**51.70**
1½"	***150-DC-AL***	**30.55**	***150-DC-ALH***	**$47.00**	***150-DC-BR***	**73.15**
2"	***200-DC-AL***	**29.20**	***200-DC-ALH***	**46.90**	***200-DC-BR***	**70.95**
2½"	***250-DC-AL*** [2]	**50.70**	**---**	**---**	**---**	**---**
3"	***300-DC-AL***	**39.50**	***300-DC-ALH***	**65.30**	***300-DC-BR***	**102.00**
4"	***400-DC-AL***	**52.45**	***400-DC-ALH***	**96.50**	***400-DC-BR***	**146.00**
5"	***500-DC-AL***	**86.40**	**---**	**---**	***500-DC-BR***	**320.90**
6"	***600-DC-AL***	**129.00**	***600-DC-ALH***	**205.00**	**---**	**---**
8"	***800-DC-AL*** [1]	**534.00**	**---**	**---**	**---**	**---**

SAFETY ALERT

[1] Dixon and Boss-Lock cam and groove couplings *do not interchange in the 8" size*. The 8" Dixon dust cap has 2 cam arms.

[2] Parts are manufactured in Canada.

Dust caps and dust plugs are not to be used in pressure applications for safety and environmental reasons.

Boss-Lock Type H Dust Caps



dust cap

Size	356T6 Aluminum		Brass	
	Part #	Price/E	Part #	Price/E
¾"	**---**	**---**	**---**	**---**
1"	***AH100***	**$38.25**	***BH100***	**$67.10**
1¼"	***AH125***	**38.30**	***BH125***	**74.25**
1½"	***AH150***	**39.90**	***BH150***	**78.75**
2"	***AH200***	**40.35**	***BH200***	**103.40**
2½"	***AH250***	**43.95**	***BH250***	**120.75**
3"	***AH300***	**71.40**	***BH300***	**150.60**
4"	***AH400***	**76.80**	***BH400***	**199.80**
6"	***AH600***	**198.20**	***BH600***	**480.00**
8"	***AH800*** [1]	**438.80**	**---**	**---**

SAFETY ALERT

[1] Dixon and Boss-Lock cam and groove couplings *do not interchange in the 8" size*. The 8" Boss-Lock design has 2 cam arms.

Dust caps and dust plugs are not to be used in pressure applications for safety and environmental reasons.

EZ Boss-Lock Type H Dust Caps



dust cap

Size	356T6 Aluminum		Brass	
	Part #	Price/E	Part #	Price/E
¾"	**---**	**---**	**---**	**---**
1"	***AH100EZ***	**$71.30**	***BH100EZ***	**$114.00**
1¼"	**---**	**---**	**---**	**---**
1½"	***AH150EZ***	**72.00**	***BH150EZ***	**116.30**
2"	***AH200EZ***	**72.80**	***BH200EZ***	**125.50**
2½"	***AH250EZ***	**80.00**	**---**	**---**
3"	***AH300EZ***	**103.50**	***BH300EZ***	**244.00**
4"	***AH400EZ***	**122.40**	**---**	**---**
6"	***AH600EZ***	**240.00**	**---**	**---**

SAFETY ALERT

Dust caps and dust plugs are not to be used in pressure applications for safety and environmental reasons.

Dixon Type DC Dust Caps

Size	Unplated Iron		316 Stainless Steel	
	Part #	Price/E	Part #	Price/E
½"	---	---	50-DC-SS	$66.95
¾"	---	---	75-DC-SS	63.75
1"	---	---	100-DC-SS	71.50
1½"	---	---	150-DC-SS	89.00
2"	200-DC-MI	$49.80	200-DC-SS	105.00
2½"	---	---	250-DC-SS	202.00
3"	300-DC-MI	67.20	300-DC-SS	133.00
4"	400-DC-MI	102.00	400-DC-SS	195.00
5"	---	---	500-DC-SS	406.00
6"	---	---	600-DC-SS	490.00
8"	---	---	---	---

Finger rings are not supplied on ½" - 1" Dixon couplings.

½" Dixon has only one cam arm.

Couplers are supplied standard with a Buna-N gasket. Other gasket types are available on pages 65-67.

Dust caps and dust plugs are not to be used in pressure applications for safety and environmental reasons. SAFETY ALERT

Boss-Lock Type H Dust Caps

Size	Plated Iron		316 Stainless Steel	
	Part #	Price/E	Part #	Price/E
¾"	---	---	RH075BL	$76.80
1"	---	---	RH100BL	81.95
1¼"	---	---	RH125BL	99.25
1½"	IH150	$57.20	RH150BL	105.25
2"	IH200	65.80	RH200BL	122.95
2½"	---	---	---	---
3"	IH300	91.00	RH300BL	188.65
4"	IH400	120.60	RH400BL	224.00
6"	IH600	315.00	---	---
8"	---	---	---	---

All Boss-Lock couplers are supplied with safety clips.

Couplers are supplied standard with a Buna-N gasket. Other gasket types are available on pages 65-67.

Dust caps and dust plugs are not to be used in pressure applications for safety and environmental reasons. SAFETY ALERT

EZ Boss-Lock Type H Dust Caps

Size	316 Stainless Steel	
	Part #	Price/E
¾"	RH075EZ	$93.90
1"	RH100EZ	97.60
1¼"	RH125EZ	126.50
1½"	RH150EZ	126.30
2"	RH200EZ	143.45
2½"	---	---
3"	RH300EZ	199.50
4"	RH400EZ	245.00
6"	RH600EZ	467.00

SAFETY ALERT

Under no circumstances should the EZ Boss-Lock cam arms be used on any fitting not specifically designed for their use. See pages 18 and 64 for further specifications.

Couplers are supplied standard with a Buna-N gasket. Other gasket types are available on pages 65-67.

Dust caps and dust plugs are not to be used in pressure applications for safety and environmental reasons. SAFETY ALERT

Global Cam and Groove

- designed to interchange with all products produced to MIL-C-27487F
- made to Dixon specifications and branded Dixon
- Buna seals are standard in all couplers
- Pressure rating for adapters, is based on the seal of the mating part.
- *Dust caps and dust plugs are not to be used in pressure applications for safety and environmental reasons*

SAFETY ALERT

Global Type A Adapters



female NPT x male adapter

Size	A380 Aluminum		ASTMC38000 Forged Brass		316 Investment Cast SS	
	Part #	Price/E	Part #	Price/E	Part #	Price/E
½"	G50-A-AL	$6.35	G50-A-BR	$11.80	---	---
¾"	G75-A-AL	5.00	G75-A-BR	10.70	G75-A-SS	$19.00
1"	G100-A-AL	5.10	G100-A-BR	13.70	G100-A-SS	18.60
1¼"	G125-A-AL	7.75	G125-A-BR	17.70	G125-A-SS	29.10
1½"	G150-A-AL	5.70	G150-A-BR	20.45	G150-A-SS	31.05
2"	G200-A-AL	6.05	G200-A-BR	26.70	G200-A-SS	37.45
2½"	G250-A-AL	14.60	G250-A-BR	41.05	G250-A-SS	72.30
3"	G300-A-AL	12.40	G300-A-BR	47.05	G300-A-SS	78.35
4"	G400-A-AL	19.55	G400-A-BR	82.80	G400-A-SS	138.35
5"	G500-A-AL	73.60	---	---	---	---
6"	G600-A-AL	51.40	---	---	G600-A-SS	248.50
8"	G800-A-AL	238.55	---	---	---	---

Global Type E Adapters



hose shank x male adapter

Size	A380 Aluminum		ASTMC38000 Forged Brass		316 Investment Cast SS	
	Part #	Price/E	Part #	Price/E	Part #	Price/E
½"	G50-E-AL	$8.80	G50-E-BR	$19.20	---	--
¾"	G75-E-AL	4.35	G75-E-BR	19.70	G75-E-SS	$16.75
1"	G100-E-AL	5.05	G100-E-BR	19.05	G100-E-SS	22.45
1¼"	G125-E-AL	7.55	G125-E-BR	21.35	G125-E-SS	36.10
1½"	G150-E-AL	6.55	G150-E-BR	27.40	G150-E-SS	36.25
2"	G200-E-AL	8.40	G200-E-BR	38.25	G200-E-SS	50.45
2½"	G250-E-AL	16.20	G250-E-BR	63.25	G250-E-SS	83.15
3"	G300-E-AL	15.15	G300-E-BR	76.75	G300-E-SS	110.25
4"	G400-E-AL	25.10	G400-E-BR	123.00	G400-E-SS	161.00
5"	G500-E-AL	78.05	---	---	---	---
6"	G600-E-AL	79.45	---	---	G600-E-SS	360.30
8"	G800-E-AL	406.65	---	---	---	---

Global Type F Adapters



male NPT x male adapter

Size	A380 Aluminum		ASTMC38000 Forged Brass		316 Investment Cast SS	
	Part #	Price/E	Part #	Price/E	Part #	Price/E
½"	G50-F-AL	$6.60	G50-F-BR	$14.70	---	---
¾"	G75-F-AL	5.35	G75-F-BR	13.30	G75-F-SS	$23.30
1"	G100-F-AL	5.70	G100-F-BR	16.55	G100-F-SS	25.55
1¼"	G125-F-AL	9.40	G125-F-BR	29.65	G125-F-SS	41.20
1½"	G150-F-AL	6.80	G150-F-BR	29.75	G150-F-SS	44.75
2"	G200-F-AL	7.65	G200-F-BR	34.60	G200-F-SS	53.80
2½"	G250-F-AL	17.85	G250-F-BR	44.50	G250-F-SS	92.25
3"	G300-F-AL	16.85	G300-F-BR	67.55	G300-F-SS	112.05
4"	G400-F-AL	24.80	G400-F-BR	99.50	G400-F-SS	159.80
5"	G500-F-AL	88.60	---	---	---	---
6"	G600-F-AL	64.60	---	---	G600-F-SS	385.45

Global Type DP Dust Plugs

Size	A380 Aluminum		ASTMC38000 Forged Brass		316 Investment Cast SS	
	Part #	Price/E	Part #	Price/E	Part #	Price/E
½"	G50-DP-AL	$5.05	G50-DP-BR	$14.65	---	---
¾"	G75-DP-AL	4.85	G75-DP-BR	12.80	G75-DP-SS	$15.85
1"	G100-DP-AL	4.75	G100-DP-BR	14.20	G100-DP-SS	18.85
1¼"	G125-DP-AL	5.65	G125-DP-BR	18.75	G125-DP-SS	31.00
1½"	G150-DP-AL	5.45	G150-DP-BR	17.85	G150-DP-SS	29.15
2"	G200-DP-AL	6.55	G200-DP-BR	21.20	G200-DP-SS	33.55
2½"	G250-DP-AL	9.70	G250-DP-BR	34.60	G250-DP-SS	60.10
3"	G300-DP-AL	11.05	G300-DP-BR	37.40	G300-DP-SS	72.85
4"	G400-DP-AL	17.50	G400-DP-BR	62.15	G400-DP-SS	86.85
5"	G500-DP-AL	48.20	---	---	---	---
6"	G600-DP-AL	44.90	---	---	G600-DP-SS	249.95



dust plug

Global Type B Couplers

Size	A380 Aluminum		ASTMC38000 Forged Brass		316 Investment Cast Stainless	
	Part #	Price/E	Part #	Price/E	Part #	Price/E
½"	G50-B-AL	$16.22	G50-B-BR	$27.10	---	---
¾"	G75-B-AL	10.75	G75-B-BR	24.45	G75-B-SS	$31.45
1"	G100-B-AL	11.95	G100-B-BR	26.35	G100-B-SS	32.20
1¼"	G125-B-AL	16.30	G125-B-BR	36.70	G125-B-SS	52.45
1½"	G150-B-AL	13.65	G150-B-BR	35.70	G150-B-SS	52.10
2"	G200-B-AL	14.25	G200-B-BR	41.90	G200-B-SS	65.55
2½"	G250-B-AL	25.95	G250-B-BR	63.35	G250-B-SS	94.60
3"	G300-B-AL	23.60	G300-B-BR	77.70	G300-B-SS	109.35
4"	G400-B-AL	33.35	G400-B-BR	108.85	G400-B-SS	160.40
5"	G500-B-AL	97.05	---	---	---	---
6"	G600-B-AL	92.70	---	---	G600-B-SS	429.75



female coupler x male NPT

Global Type C Couplers

Size	A380 Aluminum		ASTMC38000 Forged Brass		316 Investment Cast Stainless	
	Part #	Price/E	Part #	Price/E	Part #	Price/E
½"	G50-C-AL	$13.15	G50-C-BR	$31.10	---	---
¾"	G75-C-AL	10.70	G75-C-BR	20.40	G75-C-SS	$30.40
1"	G100-C-AL	10.95	G100-C-BR	29.50	G100-C-SS	29.50
1¼"	G125-C-AL	15.50	G125-C-BR	30.25	G125-C-SS	50.35
1½"	G150-C-AL	13.20	G150-C-BR	39.60	G150-C-SS	49.80
2"	G200-C-AL	15.25	G200-C-BR	48.05	G200-C-SS	63.65
2½"	G250-C-AL	25.90	G250-C-BR	70.45	G250-C-SS	86.00
3"	G300-C-AL	23.55	G300-C-BR	90.95	G300-C-SS	125.45
4"	G400-C-AL	36.75	G400-C-BR	132.00	G400-C-SS	173.95
5"	G500-C-AL	103.00	---	---	---	---
6"	G600-C-AL	109.15	---	---	G600-C-SS	406.15
8"	G800-C-AL	500.20	---	---	---	---



female coupler x hose shank

Global Type D Couplers



female coupler x female NPT

Size	A380 Aluminum		ASTMC38000 Forged Brass		316 Investment Cast Stainless	
	Part #	Price/E	Part #	Price/E	Part #	Price/E
½"	***G50-D-AL***	**$16.35**	***G50-D-BR***	**$29.90**	**---**	**---**
¾"	***G75-D-AL***	**12.10**	***G75-D-BR***	**22.75**	***G75-D-SS***	**$31.35**
1"	***G100-D-AL***	**11.60**	***G100-D-BR***	**30.25**	***G100-D-SS***	**31.35**
1¼"	***G125-D-AL***	**16.95**	***G125-D-BR***	**35.15**	***G125-D-SS***	**52.90**
1½"	***G150-D-AL***	**12.90**	***G150-D-BR***	**39.20**	***G150-D-SS***	**54.70**
2"	***G200-D-AL***	**15.05**	***G200-D-BR***	**45.35**	***G200-D-SS***	**65.60**
2½"	***G250-D-AL***	**26.45**	***G250-D-BR***	**77.30**	***G250-D-SS***	**88.45**
3"	***G300-D-AL***	**25.15**	***G300-D-BR***	**80.95**	***G300-D-SS***	**107.45**
4"	***G400-D-AL***	**35.00**	***G400-D-BR***	**129.45**	***G400-D-SS***	**169.95**
5"	***G500-D-AL***	**92.25**	**---**	**---**	**---**	**---**
6"	***G600-D-AL***	**98.45**	**---**	**---**	***G600-D-SS***	**421.00**

Global Type DC Dust Caps



dust cap

Size	A380 Aluminum		ASTMC38000 Forged Brass		316 Investment CastStainless	
	Part #	Price/E	Part #	Price/E	Part #	Price/E
½"	***G50-DC-AL***	**$14.40**	***G50-DC-BR***	**$24.05**	**---**	**---**
¾"	***G75-DC-AL***	**10.60**	***G75-DC-BR***	**18.10**	***G75-DC-SS***	**$28.45**
1"	***G100-DC-AL***	**10.40**	***G100-DC-BR***	**22.30**	***G100-DC-SS***	**28.80**
1¼"	***G125-DC-AL***	**14.00**	***G125-DC-BR***	**31.25**	***G125-DC-SS***	**50.50**
1½"	***G150-DC-AL***	**12.70**	***G150-DC-BR***	**34.95**	***G150-DC-SS***	**48.35**
2"	***G200-DC-AL***	**12.40**	***G200-DC-BR***	**38.25**	***G200-DC-SS***	**56.90**
2½"	***G250-DC-AL***	**20.70**	***G250-DC-BR***	**44.90**	***G250-DC-SS***	**78.45**
3"	***G300-DC-AL***	**23.10**	***G300-DC-BR***	**69.90**	***G300-DC-SS***	**93.60**
4"	***G400-DC-AL***	**29.25**	***G400-DC-BR***	**97.05**	***G400-DC-SS***	**126.05**
5"	***G500-DC-AL***	**80.00**	**---**	**---**	**---**	**---**
6"	***G600-DC-AL***	**84.35**	**---**	**---**	***G600-DC-SS***	**405.95**

Replacement Handle Assemblies for Global Couplers

For Aluminum and Brass Global Couplers

- Handles supplied complete with ring and pin.



investment stainless

Fits on sizes	Investment Stainless	
	Part #	Price/E
¾"	***G75HRP***	**$2.70**
1"	***G100HRP***	**4.05**



forged brass

Fits on sizes	Forged Brass	
	Part #	Price/E
1¼" - 2½"	***G152HRP***	**$4.05**
3" and 4"	***G34HRP***	**7.10**
6" and 8"	***G600HRP***	**15.73**

For Stainless Steel Global Couplers



investment stainless

Fits on sizes	Investment Stainless	
	Part #	Price/E
¾"	***G75HRPSS***	**$4.15**
1"	***G100HRPSS***	**4.00**
1¼" - 2½"	***G125250HRPSS***	**9.35**
3" and 4"	***G300400HRPSS***	**9.35**
6"	***G600HRPSS***	**20.25**

Safety Clip for Global Couplers



Zinc Plated Carbon Steel	
Part #	Price/E
GSAFETYCLIP	**$0.33**

Global Type DD Spool Couplers

Size	*Aluminum* Part #	Price/E
2"	***G200-DD-AL***	**$53.95**
3"	***G300-DD-AL***	**75.45**



Global Type AA Spool Adapters

Size	*A380 Permanent Mold Aluminum* Part #	Price/E
1"	***G100-AA-AL***	**$8.55**
1½"	***G150-AA-AL***	**25.00**
2"	***G200-AA-AL***	**21.60**
3"	***G300-AA-AL***	**50.40**
4"	***G400-AA-AL***	**65.80**



Global Jump Size Cam and Groove

male adapter x female NPT

Size	*Aluminum* Part #	Price/E
3" x 2"	***G3020-A-AL***	**$42.30**
4" x 3"	***G4030-A-AL***	**52.30**

male spool adapter

Size	*Aluminum* Part #	Price/E
1½" x 2"	***G1520-AA-AL***	**$32.40**
2" x 3"	***G2030-AA-AL***	**49.75**
3" x 4"	***G3040-AA-AL***	**71.10**

female coupler x hose shank

Size	*Aluminum* Part #	Price/E
3" x 2"	***G3020-C-AL***	**$52.95**

female coupler x male adapter

Size	*Aluminum* Part #	Price/E
3" x 2"	***G3020-DA-AL***	**$58.05**
4" x 3"	***G4030-DA-AL***	**83.70**

male adapter x hose shank

Size	*Aluminum* Part #	Price/E
3" x 2"	***G3020-E-AL***	**$27.85**



G3020-C-AL



G3020-DA-AL



G3020-E-AL

Polypropylene Adapters

SAFETY ALERT

NOT recommended for use with PTFE gaskets

- Recommended for a maximum working pressure of **125 PSI** (½" - 1"), **100 PSI** (1¼" - 2") and **75 PSI** (3" - 4"); recommendations based on the use of mating Dixon fittings at an ambient temperature of **70°F** with standard seal installed.
- ½" couplers and adapters will interchange with ¾" couplers and adapters. Only the threads and barbs are ½". 1¼" couplers and adapters will interchange with 1½" couplers and adapters. Only the threads and barbs are 1¼".
- Polypropylene cam and groove should not be mixed with metal fittings. SAFETY ALERT
- Adapters are manufactured from a glass-filled polypropylene.

[1] *Dust caps and dust plugs are not to be used in pressure applications for safety and environmental reasons*. SAFETY ALERT



female NPT x male adapter

type A

Size	Polypropylene Part #	Price/E	Opt Qty
¾" x ½"	***PPA50***	**$5.20**	24
¾"	***PPA75***	**5.20**	24
1"	***PPA100***	**5.65**	24
1½" x 1¼"	***PPA125***	**5.85**	24
1½"	***PPA150***	**6.30**	24
2"	***PPA200***	**7.45**	24
3"	***PPA300***	**16.70**	24
4"	***PPA400***	**27.50**	8



male NPT x male adapter

type F

Size	Polypropylene Part #	Price/E	Opt Qty
¾" x ½"	***PPF50***	**$5.70**	24
¾"	***PPF75***	**5.70**	24
1"	***PPF100***	**6.45**	24
1½" x 1¼"	***PPF125***	**6.50**	24
1½"	***PPF150***	**6.55**	24
2"	***PPF200***	**8.60**	24
3"	***PPF300***	**21.25**	24
4"	***PPF400***	**27.50**	8



hose shank x male adapter

type E

Size	Polypropylene Part #	Price/E	Opt Qty
¾" x ½"	***PPE50***	**$5.70**	24
¾"	***PPE75***	**5.70**	24
1"	***PPE100***	**6.45**	24
1½" x 1¼"	***PPE125***	**6.50**	24
1½"	***PPE150***	**6.55**	24
2"	***PPE200***	**8.60**	24
3"	***PPE300***	**21.25**	24
4"	***PPE400***	**27.50**	8



dust plug [1]



4" plug has a different design

type P [1]

Size	Polypropylene Part #	Price/E	Opt Qty
¾"	***PPP75***	**$5.20**	24
1"	***PPP100***	**5.65**	24
1½"	***PPP150***	**6.25**	24
2"	***PPP200***	**9.00**	24
3"	***PPP300***	**16.70**	24
4"	***PPP400***	**22.00**	8

Polypropylene Adapter Elbows

- Recommended for a maximum working pressure of **100 PSI** (1½" - 2"); recommendations based on the use of mating Dixon fittings at an ambient temperature of **70°F** with standard seal installed.
- Adapter elbows are manufactured from a glass-filled polypropylene.
- *For use at elevated temperatures or other unusual operating conditions, consult factory*. SAFETY ALERT



male adapter x female NPT

90° Elbow x FNPT

Size	Polypropylene Part #	Price/E	Opt Qty
1½"	***90PPA150***	**$10.40**	24
2"	***90PPA200***	**11.10**	24



male adapter x male NPT

90° Elbow x MNPT

Size	Polypropylene Part #	Price/E	Opt Qty
1½"	***90PPF150***	**$12.00**	24
2"	***90PPF200***	**12.50**	24

Polypropylene Couplers

NOT recommended for use with PTFE gaskets SAFETY ALERT

- Recommended for a maximum working pressure of **125 PSI** (½" - 1"), **100 PSI** (1¼" - 2") and **75 PSI** (3" - 4"); recommendations based on the use of mating Dixon fittings at an ambient temperature of **70°F** with standard seal installed.
- ½" couplers and adapters will interchange with ¾" couplers and adapters. Only the threads and barbs are ½". 1¼" couplers and adapters will interchange with 1½" couplers and adapters. Only the threads and barbs are 1¼".
- Polypropylene cam and groove should not be mixed with metal fittings. SAFETY ALERT
- supplied with EPDM gaskets, 304 stainless steel handles and pins
- Couplers are manufactured from a glass-filled polypropylene.

[1] *Dust caps and dust plugs are not to be used in pressure applications for safety and environmental reasons*. SAFETY ALERT

[2] 4" coupler has 3 handles

type D

Size	Polypropylene Part #	Price/E	Opt Qty
¾" x ½"	***PPD50***	**$14.10**	24
¾"	***PPD75***	**14.10**	24
1"	***PPD100***	**16.00**	24
1½" x 1¼"	***PPD125***	**19.20**	24
1½"	***PPD150***	**19.00**	24
2"	***PPD200***	**22.50**	24
3"	***PPD300***	**37.00**	24
4"	***PPD400***[2]	**72.50**	8



female NPT x female coupler

type B

Size	Polypropylene Part #	Price/E	Opt Qty
¾" x ½"	***PPB50***	**$14.10**	24
¾"	***PPB75***	**14.10**	24
1"	***PPB100***	**16.00**	24
1½" x 1¼"	***PPB125***	**19.20**	24
1½"	***PPB150***	**19.00**	24
2"	***PPB200***	**22.50**	24
3"	***PPB300***	**37.00**	24
4"	***PPB400***[2]	**72.50**	8



male NPT x female coupler



dust cap[1]

type C

Size	Polypropylene Part #	Price/E	Opt Qty
¾" x ½"	***PPC50***	**$14.10**	24
¾"	***PPC75***	**14.10**	24
1"	***PPC100***	**16.00**	24
1½" x 1¼"	***PPC125***	**19.20**	24
1½"	***PPC150***	**19.00**	24
2"	***PPC200***	**22.50**	24
3"	***PPC300***	**37.00**	24
4"	***PPC400***[2]	**72.50**	8



hose shank x female coupler

type H[1]

Size	Polypropylene Part #	Price/E	Opt Qty
¾"	***PPH75***	**$13.60**	24
1"	***PPH100***	**15.50**	24
1½"	***PPH150***	**19.00**	24
2"	***PPH200***	**22.50**	24
3"	***PPH300***	**37.00**	24
4"	***PPH400***[2]	**52.75**	8



4" cap has 3 handles

locking handle pictured is only available in 1¼" thru 2"

Polypropylene Coupler Elbows

- Recommended for a maximum working pressure of **100 PSI** (1½" - 2"); recommendations based on the use of mating Dixon fittings at an ambient temperature of **70°F** with standard seal installed.
- Coupler elbows are manufactured from a glass-filled polypropylene.
- Supplied with EPDM gaskets, 304 stainless steel handles and pins.
- *For use at elevated temperatures or other unusual operating conditions, consult factory*. SAFETY ALERT

FNPT x 90° Elbow

Size	Polypropylene Part #	Price/E	Opt Qty
1½"	***90PPD150***	**$22.20**	24
2"	***90PPD200***	**26.25**	24



female NPT x female coupler

Hose Shank x 90° Elbow

Size	Polypropylene Part #	Price/E	Opt Qty
1½"	***90PPC150***	**$22.20**	24
2"	***90PPC200***	**26.25**	24



hose shank x female coupler

Replacement Parts for Polypropylene Cam & Groove

Handles



1¼", 1½", 2"



½", ¾", 1", 3", 4"

Used on sizes	*430 Stainless Steel* Part #	Price/E
½"	***61594***	**$4.20**
¾"	***61594***	**4.20**
1"	***61594***	**4.20**
1¼"	***61595***	**5.50**
1½"	***61595***	**5.50**
2"	***61595***	**5.50**
3"	***61596***	**9.20**
4"	***61596***	**9.20**

Gaskets



Used on sizes	*EPDM* Part #	Price/E
½"	***61570***	**$1.20**
¾"	***61570***	**1.20**
1"	***61571***	**1.20**
1¼"	***61572***	**1.85**
1½"	***61572***	**1.85**
2"	***61574***	**2.10**
3"	***61575***	**2.30**
4"	***62797***	**9.40**

Key Rings



Used on sizes	*304 Stainless Steel* Part #	Price/E
½"	***61589***	**$1.40**
¾"	***61589***	**1.40**
1"	***61589***	**1.40**
1¼"	***61589***	**1.40**
1½"	***61589***	**1.40**
2"	***61589***	**1.40**
3"	***61589***	**1.40**
4"	***61589***	**1.40**

Cam Handle Pins



Used on sizes	*304 Stainless Steel* Part #	Price/E
½"	***61582***	**$1.30**
¾"	***61582***	**1.30**
1"	***61582***	**1.30**
1¼"	***61585***	**1.75**
1½"	***61585***	**1.75**
2"	***61585***	**1.75**
3"	***61584***	**2.50**
4"	***61584***	**2.50**

Safety Clips



Used on sizes	*304 Stainless Steel* Part #	Price/E
1¼"	***63545***	**$1.10**
1½"	***63545***	**1.10**
2"	***63545***	**1.10**

Swaged Cam and Groove

- Developed specifically for chemical transport hoses having Crosslinked Polyethylene (XLPE) or Ultra High Molecular Weight Polyethylene (UHMW) tubes. Swaged Boss-Lock provides you with a permanently attached cam and groove fitting when superior coupling retention is required.
- In testing tank transport hoses from a wide variety of manufacturers, the swaged Boss-Lock fitting proved itself to be the clear winner in overall performance.
- Fittings are also available on special order for other sizes or hose OD's. Consult the factory for pricing and availability.
- Consult the factory for pricing and availability of the *special equipment required for installation* or refer to page 391.

SAFETY ALERT

EZ Boss-Lock type C coupler with ferrule

Size	Hose OD		*316 Stainless Steel*	
	from	to	Part #	Price/E
¾"	1-6/64"	1-22/64"	***RC075EZ-70***	**$130.70**
1"	1-29/64"	1-35/64"	***RC100EZ-20***	**137.10**
1"	1-36/64"	1-44/64"	***RC100EZ-70***	**141.40**



coupler x hose shank with ferrule

Boss-Lock type E adapter with ferrule

Size	Hose OD		*316 Stainless Steel*	
	from	to	Part #	Price/E
¾"	1-6/64"	1-22/64"	***RE075-1370***	**$91.50**
1"	1-29/64"	1-35/64"	***RE100-1620***	**69.00**
1"	1-36/64"	1-44/64"	***RE100-1770***	**76.30**



adapter x hose shank with ferrule

Notched Ferrules

Size	Hose OD		*304 Stainless Steel*	
	from	to	Part #	Price/E
1½"	1-60/64"	2-12/64"	***GAS2334NO***	**$34.80**
1½"	2-4/64"	2-22/64"	***GAS2370NO***	**37.20**
2"	2-30/64"	2-44/64"	***GAS2709NO***	**31.80**
2"	2-42/64"	2-54/64"	***GAS2885NO***	**66.25**
3"	3-30/64"	3-46/64"	***GAS3760NO***	**45.40**
3"	3-47/64"	3-54/64"	***GAS3885NO***	**62.10**
4"	4-40/64"	4-47/64"	***GAS5010NO***	**258.75**



Dixon stems and ferrules are specifically designed to be used together as a coupling system.
Due to differences in dimensions and tolerances for safety reasons,
do not use other manufacturer's stems or ferrules with Dixon Holedall products.

SAFETY ALERT

Notched Cam and Groove

- The largest advantage of the notched EZ Boss-Lock design is that the coupling can be removed from a damaged hose by cutting away the ferrule, without necessarily damaging the fitting. *After inspection of the fitting to determine its suitability for reuse*, it can be reinstalled into another hose by using a *new ferrule*. SAFETY ALERT
- The notched EZ Boss-Lock system allows you to better manage your inventories. You can stock one coupling and two ferrules, and cover the same hose range with less inventory. *You must purchase a fitting and the matching ferrule to create an assembly*. SAFETY ALERT
- for use with notched ferrules on previous page

SAFETY ALERT
Dixon stems and ferrules are specifically designed to be used together as a coupling system.
Due to differences in dimensions and tolerances for safety reasons,
do not use other manufacturer's stems or ferrules with Dixon products.

Couplers



female coupler x
notched hose shank

EZ Boss-Lock type C with notched shank

Size	*316 Stainless Steel* Part #	Price/E
1½"	***RC150EZNO***	**$113.75**
2"	***RC200EZNO***	**121.30**
3"	***RC300EZNO***	**208.20**
4"	***RC400EZNO***	**310.85**

Boss-Lock type C with notched shank

Size	*316 Stainless Steel* Part #	Price/E
1½"	***RC150BLNO***	**$111.70**
2"	***RC200BLNO***	**113.40**
3"	***RC300BLNO***	**199.40**
4"	***RC400BLNO***	**288.70**



female coupler x
notched hose shank

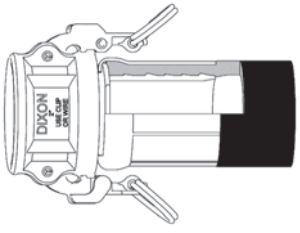

crimped assembly

SAFETY ALERT
Contact the factory for swage and crimp recommendations.

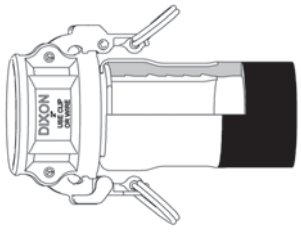

swaged assembly

Adapters



male adapter x
notched hose shank

Boss-Lock type E with notched shank

Size	*316 Stainless Steel* Part #	Price/E
1½"	***RE150NO***	**$61.00**
2"	***RE200NO***	**63.10**
3"	***RE300NO***	**122.20**
4"	***RE400NO***	**246.90**



swaged assembly

SAFETY ALERT
Contact the factory for swage and crimp recommendations.

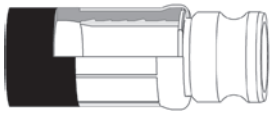

crimped assembly

Dixon Cam and Groove with Notched NOS Shank

- The largest advantage of the notched design is that the coupling can be removed from a damaged hose by cutting away the ferrule, without necessarily damaging the fitting. *After inspection of the fitting to determine its suitability for reuse,* it can be reinstalled into another hose by using a *new ferrule*. SAFETY ALERT
- The notched system allows you to better manage your inventories. You can stock one stem and two ferrules, and cover the same hose range with less inventory. *You must purchase a fitting and the matching ferrule to create an assembly.* SAFETY ALERT
- For hose outside diameters of 2-4/64" and below, *the couplings are crimp only*. SAFETY ALERT
- For hose outside diameters of 2-5/64" and above, the couplings can be crimped or swaged.

- See pages 262 and 396 for male NPT notched NOS fittings.
- for use with notched ferrules at bottom of the page

Only use the NOS shank with the NOS ferrules.
Due to differences in dimensions and tolerances for safety reasons, do not use other manufacturer's stems or ferrules with Dixon products. SAFETY ALERT

Couplers

Dixon type C with NOS shank

Size	*316 Stainless Steel* Part #	Price/E
1½"	***150CNOSSS*** [1]	**$80.00**
2"	***200CNOSSS***	**85.10**
3"	***300CNOSSS***	**168.90**

[1] part will be discontinued as stock is depleted

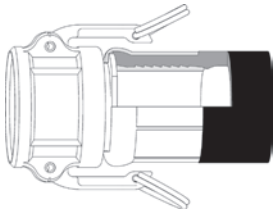

crimped assembly

SAFETY ALERT

Contact the factory for swage and crimp recommendations.

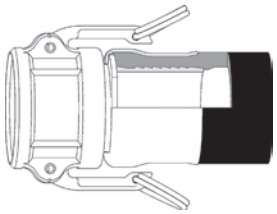

swaged assembly



female coupler x
notched NOS hose shank

Adapters

type E with NOS shank

Size	*316 Stainless Steel* Part #	Price/E
1½"	***150ENOSSS*** [1]	**$38.00**
2"	***200ENOSSS***	**50.60**
3"	***300ENOSSS***	**101.00**

[1] part will be discontinued as stock is depleted



swaged assembly

SAFETY ALERT

Contact the factory for swage and crimp recommendations.



crimped assembly



male adapter x
notched NOS hose shank

Notched NOS Ferrules

Size	Hose OD From:	Hose OD To:	*Carbon Steel* Part #	*Carbon Steel* Price/E	*304 Stainless Steel* Part #	*304 Stainless Steel* Price/E
1½"	1-60/64"	2-12/64"	***CAS2334NOS***	**$16.70**	***GAS2334NOS***	**$31.90**
1½"	2-4/64"	2-22/64"	***CAS2370NOS***	**16.70**	***GAS2370NOS***	**34.50**
2"	2-30/64"	2-44/64"	***CAS2709NOS***	**23.05**	***GAS2709NOS***	**31.50**
2"	2-42/64"	2-54/64"	***CAS2885NOS***	**22.40**	***GAS2885NOS***	**64.40**
3"	3-30/64"	3-46/64"	***CAS3760NOS***	**34.60**	***GAS3760NOS***	**46.35**
3"	3-47/64"	3-54/64"	***CAS3885NOS***	**35.30**	***GAS3885NOS***	**63.00**



Crimp Style Domestic Cam and Groove

SAFETY ALERT

Only use the crimp style shanks with the crimp style sleeves and ferrules.
Due to differences in dimensions and tolerances for safety reasons, do not interchange other manufacturer's products with Dixon products.

SAFETY ALERT

Dixon Type C Couplers



Hose ID	356T6 Aluminum		Brass		316 Stainless Steel	
	Part #	Price	Part #	Price	Part #	Price
1"	***100-C-AL***	**$23.60**	***100-C-BR***	**$55.75**	***100-C-SS***	**$79.30**
1½"	***150-C-AL***	**30.60**	***150-C-BR***	**78.00**	***150-C-SS***	**96.60**
2"	***200-C-AL***	**34.65**	***200-C-BR***	**95.10**	***200-C-SS***	**112.00**
3"	***300-C-AL***	**54.50**	***300-C-BR***	**173.80**	***300-C-SS***	**198.70**
4"	***400-C-AL***	**75.85**	***400-C-BR***	**230.00**	***400-C-SS***	**320.00**
6"	***600-C-AL***	**184.70**	***600-C-BR***	**750.00**	***600-C-SS***	**501.90**

EZ Boss-Lock Type C Couplers



Hose ID	316 Stainless Steel	
	Part #	Price
1"	***RC100EZCR***	**$110.80**
1½"	***RC150EZCR***	**113.75**
2"	***RC200EZCR***	**121.30**
3"	***RC300EZCR***	**208.20**
4"	***RC400EZCR***	**310.85**
6"	***RC600EZCR***	**590.00**

Type E Adapters



Hose ID	356T6 Aluminum		Brass		316 Stainless Steel	
	Part #	Price	Part #	Price	Part #	Price
1"	***100-E-AL***	**$12.50**	***100-E-BR***	**$36.00**	***100-E-SS***	**$51.00**
1½"	***150-E-AL***	**17.55**	***150-E-BR***	**55.00**	***150-E-SS***	**66.90**
2"	***200-E-AL***	**21.40**	***200-E-BR***	**76.00**	***200-E-SS***	**68.50**
3"	***300-E-AL***	**35.25**	***300-E-BR***	**127.00**	***300-E-SS***	**127.80**
4"	***400-E-AL***	**68.90**	***400-E-BR***	**219.95**	***400-E-SS***	**278.00**
6"	***600-E-AL***	**135.90**	***600-E-BR***	**530.00**	***600-E-SS***	**538.00**

Crimp Style Global Cam and Groove

Type C Couplers



Hose ID	A380 Permanent Mold Aluminum		ASTMC 3800 Forged Brass		316 Investment Cast Stainless	
	Part #	Price	Part #	Price	Part #	Price
1"	***G100-C-ALCR***	**$14.05**	***G100-C-BRCR***	**$29.90**	***G100-C-SSCR***	**$36.60**
1½"	***G150-C-ALCR***	**19.45**	***G150-C-BRCR***	**45.30**	***G150-C-SSCR***	**55.45**
2"	***G200-C-ALCR***	**22.95**	***G200-C-BRCR***	**58.50**	***G200-C-SSCR***	**77.40**
3"	***G300-C-ALCR***	**37.50**	***G300-C-BRCR***	**120.90**	***G300-C-SSCR***	**140.15**
4"	***G400-C-ALCR***	**51.85**	***G400-C-BRCR***	**167.70**	***G400-C-SSCR***	**181.70**

Type E Adapters



Hose ID	A380 Permanent Mold Aluminum		ASTMC 3800 Forged Brass		316 Investment Cast Stainless	
	Part #	Price	Part #	Price	Part #	Price
1"	***G100-E-ALCR***	**$7.55**	***G100-E-BRCR***	**$22.00**	***G100-E-SSCR***	**$28.40**
1½"	***G150-E-ALCR***	**11.45**	***G150-E-BRCR***	**36.00**	***G150-E-SSCR***	**44.95**
2"	***G200-E-ALCR***	**13.95**	***G200-E-BRCR***	**50.00**	***G200-E-SSCR***	**61.90**
3"	***G300-E-ALCR***	**23.45**	***G300-E-BRCR***	**105.20**	***G300-E-SSCR***	**117.95**
4"	***G400-E-ALCR***	**37.20**	***G400-E-BRCR***	**147.95**	***G400-E-SSCR***	**167.15**

Crimp Style Sleeves



Only use the crimp style shanks with the crimp style sleeves and ferrules. Due to differences in dimensions and tolerances for safety reasons, do not interchange other manufacturer's products with Dixon products.

SAFETY ALERT

Hose ID	Hose OD From	Hose OD To	*Carbon Steel* Part #	*Carbon Steel* Price	*304 Stainless Steel* Part #	*304 Stainless Steel* Price	*Aluminum* Part #	*Aluminum* Price	Work. Press. [1]	Sleeve ID	Sleeve Wall Thickness	Sleeve Overall Length
1"	1 13/64	1 16/64	*CS100-1CS*	4.70	*CS100-1SS*	7.15	---	---	*	1.313	.062	2½"
	1 17/64	1 20/64	*CS100-2CS*	4.70	*CS100-2SS*	7.15	*CS100-2AL*	$7.60	*	1.375	.062	2½"
	1 21/64	1 24/64	*CS100-3CS*	4.70	*CS100-3SS*	7.15	---	---	*	1.438	.062	2½"
	1 25/64	1 28/64	*CS100-4CS*	4.70	*CS100-4SS*	7.15	*CS100-4AL*	7.60	*	1.500	.062	2½"
	1 29/64	1 32/64	*CS100-5CS*	4.70	*CS100-5SS*	7.15	---	---	*	1.563	.062	2½"
	1 33/64	1 36/64	*CS100-6CS*	4.70	*CS100-6SS*	7.15	*CS100-6AL*	7.60	*	1.625	.062	2½"
	1 37/64	1 40/64	*CS100-7CS*	4.70	*CS100-7SS*	7.15	---	---	*	1.688	.062	2½"
	1 41-64	1 44/64	*CS100-8CS*	4.70	*CS100-8SS*	7.15	---	---	*	1.750	.062	2½"
	1 45/64	1 48/64	*CS100-9CS*	4.70	*CS100-9SS*	7.15	---	---	*	1.813	.062	2½"
	1 49/64	1 52/64	*CS100-10CS*	4.70	*CS100-10SS*	7.15	---	---	*	1.875	.062	2½"
1½"	1 41/64	1 44/64	*CS150-1CS*	4.85	*CS150-1SS*	8.50	---	---	250	1.750	.062	2½"
	1 45/64	1 48/64	*CS150-2CS*	4.85	*CS150-2SS*	8.50	---	---	250	1.813	.062	2½"
	1 49/64	1 52/64	*CS150-3CS*	4.85	*CS150-3SS*	8.50	*CS150-3AL*	10.00	250	1.875	.062	2½"
	1 53/64	1 56/64	*CS150-4CS*	4.85	*CS150-4SS*	8.50	---	---	250	1.938	.062	2½"
	1 57/64	1 60/64	*CS150-5CS*	4.85	*CS150-5SS*	8.50	---	---	250	2.000	.062	2½"
	1 61/64	2	*CS150-6CS*	4.85	*CS150-6SS*	8.50	---	---	250	2.063	.062	2½"
	2 1/64	2 4/64	*CS150-7CS*	4.85	*CS150-7SS*	8.50	*CS150-7AL*	10.00	250	2.125	.062	2½"
	2 5/64	2 8/64	*CS150-8CS*	4.85	*CS150-8SS*	8.50	---	---	250	2.188	.062	2½"
	2 9/64	2 12/64	*CS150-9CS*	4.85	*CS150-9SS*	8.50	---	---	250	2.250	.062	2½"
	2 13/64	2 16/64	*CS150-10CS*	4.85	*CS150-10SS*	8.50	---	---	250	2.313	.062	2½"
	2 17/64	2 20/64	*CS150-11CS*	4.85	*CS150-11SS*	8.50	---	---	250	2.375	.062	2½"
	2 21/64	2 24/64	*CS150-12CS*	4.85	*CS150-12SS*	8.50	---	---	250	2.438	.062	2½"
2"	2 13/64	2 16/64	*CS200-1CS*	6.05	*CS200-1SS*	12.75	---	---	250	2.313	.062	2-7/8"
	2 17/64	2 20/64	*CS200-2CS*	6.05	*CS200-2SS*	12.75	---	---	250	2.375	.062	2-7/8"
	2 21/64	2 24/64	*CS200-3CS*	6.05	*CS200-3SS*	12.75	---	---	250	2.438	.062	2-7/8"
	2 25/64	2 28/64	*CS200-4CS*	6.05	*CS200-4SS*	12.75	*CS200-4AL*	12.70	250	2.500	.062	2-7/8"
	2 29/64	2 32/64	*CS200-5CS*	6.05	*CS200-5SS*	12.75	---	---	250	2.563	.062	2-7/8"
	2 33/64	2 36/64	*CS200-6CS*	6.05	*CS200-6SS*	12.75	---	---	250	2.625	.062	2-7/8"
	2 37/64	2 40/64	*CS200-7CS*	6.05	*CS200-7SS*	12.75	---	---	250	2.688	.062	2-7/8"
	2 41/64	2 44/64	*CS200-8CS*	6.05	*CS200-8SS*	12.75	---	---	250	2.750	.062	2-7/8"
	2 45/64	2 48/64	*CS200-9CS*	6.05	*CS200-9SS*	12.75	---	---	250	2.813	.062	2-7/8"
	2 49/64	2 52/64	*CS200-10CS*	6.05	*CS200-10SS*	12.75	*CS200-10AL*	12.70	250	2.875	.062	2-7/8"
	2 53/64	2 56/64	*CS200-11CS*	6.05	*CS200-11SS*	12.75	---	---	250	2.938	.062	2-7/8"
	2 57/64	2 60/64	*CS200-12CS*	6.05	*CS200-12SS*	12.75	---	---	250	3.000	.062	2-7/8"
3"	3 13/64	3 16/64	*CS300-1CS*	10.75	*CS300-1SS*	18.20	---	---	125	3.313	.090	3¾"
	3 17/64	3 20/64	*CS300-2CS*	10.75	*CS300-2SS*	18.20	---	---	125	3.375	.090	3¾"
	3 21/64	3 24/64	*CS300-3CS*	10.75	*CS300-3SS*	18.20	---	---	125	3.438	.090	3¾"
	3 25/64	3 28/64	*CS300-4CS*	10.75	*CS300-4SS*	18.20	---	---	125	3.500	.090	3¾"
	3 29/64	3 32/64	*CS300-5CS*	10.75	*CS300-5SS*	18.20	---	---	125	3.563	.090	3¾"
	3 33/64	3 36/64	*CS300-6CS*	10.75	*CS300-6SS*	18.20	---	---	125	3.625	.090	3¾"
	3 37/64	3 40/64	*CS300-7CS*	10.75	*CS300-7SS*	18.20	---	---	125	3.688	.090	3¾"
	3 41/64	3 44/64	*CS300-8CS*	10.75	*CS300-8SS*	18.20	---	---	125	3.750	.090	3¾"
	3 45/64	3 48/64	*CS300-9CS*	10.75	*CS300-9SS*	18.20	---	---	125	3.813	.090	3¾"
	3 49/64	3 52/64	*CS300-10CS*	10.75	*CS300-10SS*	18.20	---	---	125	3.875	.090	3¾"
	3 53/64	3 56/64	*CS300-11CS*	10.75	*CS300-11SS*	18.20	---	---	125	3.938	.090	3¾"
	3 57/64	3 60/64	*CS300-12CS*	10.75	*CS300-12SS*	18.20	---	---	125	4.000	.090	3¾"
	3 61/64	4	*CS300-13CS*	10.75	*CS300-13SS*	18.20	---	---	125	4.063	.090	3¾"
	4 1/64	4 4/64	*CS300-14CS*	10.75	*CS300-14SS*	18.20	---	---	125	4.125	.090	3¾"
	4 5/64	4 8/64	*CS300-15CS*	10.75	*CS300-15SS*	18.20	---	---	125	4.188	.090	3¾"
	4 9/64	4 12/64	*CS300-16CS*	10.75	*CS300-16SS*	18.20	---	---	125	4.250	.090	3¾"
4"	4 13/64	4 16/64	*CS400-1CS*	14.40	*CS400-1SS*	30.30	---	---	110	4.313	.090	3¾"
	4 17/64	4 20/64	*CS400-2CS*	14.40	*CS400-2SS*	30.30	---	---	110	4.375	.090	3¾"
	4 21/64	4 24/64	*CS400-3CS*	14.40	*CS400-3SS*	30.30	---	---	110	4.438	.090	3¾"
	4 25/64	4 28/64	*CS400-4CS*	14.40	*CS400-4SS*	30.30	---	---	110	4.500	.090	3¾"
	4 29/64	4 32/64	*CS400-5CS*	14.40	*CS400-5SS*	30.30	---	---	110	4.563	.090	3¾"
	4 33/64	4 36/64	*CS400-6CS*	14.40	*CS400-6SS*	30.30	---	---	110	4.625	.090	3¾"
	4 37/64	4 40/64	*CS400-7CS*	14.40	*CS400-7SS*	30.30	---	---	110	4.688	.090	3¾"
	4 41/64	4 44/64	*CS400-8CS*	14.40	*CS400-8SS*	30.30	---	---	110	4.750	.090	3¾"
	4 45/64	4 48/64	*CS400-9CS*	14.40	*CS400-9SS*	30.30	---	---	110	4.813	.090	3¾"
	4 49/64	4 52/64	*CS400-10CS*	14.40	*CS400-10SS*	30.30	---	---	110	4.875	.090	3¾"
	4 53/64	4 56/64	*CS400-11CS*	14.40	*CS400-11SS*	30.30	---	---	110	4.938	.090	3¾"
	4 57/64	4 60/64	*CS400-12CS*	14.40	*CS400-12SS*	30.30	---	---	110	5.000	.090	3¾"
	4 61/64	5	*CS400-13CS*	14.40	*CS400-13SS*	30.30	---	---	110	5.063	.090	3¾"
	5 1/64	5 4/64	*CS400-14CS*	14.40	*CS400-14SS*	30.30	---	---	110	5.125	.090	3¾"
	5 5/64	5 8/64	*CS400-15CS*	14.40	*CS400-15SS*	30.30	---	---	110	5.188	.090	3¾"
	5 9/64	5 12/64	*CS400-16CS*	14.40	*CS400-16SS*	30.30	---	---	110	5.250	.090	3¾"
6"	6 21/64	6 28/64	*CS600-1CS*	37.90	*CS600-1SS*	72.75	---	---	*	6.500	.120	5½"
	6 29/64	6 36/64	*CS600-2CS*	37.90	*CS600-2SS*	72.75	---	---	*	6.625	.120	5½"
	6 37/64	6 44/64	*CS600-3CS*	37.90	*CS600-3SS*	72.75	---	---	*	6.750	.120	5½"
	6 45/64	6 52/64	*CS600-4CS*	37.90	*CS600-4SS*	72.75	---	---	*	6.875	.120	5½"
	6 53/64	6 60/64	*CS600-5CS*	37.90	*CS600-5SS*	72.75	---	---	*	7.000	.120	5½"
	6 61/64	7 4/64	*CS600-6CS*	37.90	*CS600-6SS*	72.75	---	---	*	7.125	.120	5½"
	7 5/64	7 12/64	*CS600-7CS*	37.90	*CS600-7SS*	72.75	---	---	*	7.250	.120	5½"
	7 13/64	7 20/64	*CS600-8CS*	37.90	*CS600-8SS*	72.75	---	---	*	7.375	.120	5½"
	7 21/64	7 28/64	*CS600-9CS*	37.90	*CS600-9SS*	72.75	---	---	*	7.500	.120	5½"

* consult factory for pressure rating

[1] based on using crimp cam and groove nipples

Crimp Style Ferrules



Only use the crimp style shanks with the crimp style sleeves and ferrules. Due to differences in dimensions and tolerances for safety reasons, do not interchange other manufacturer's products with Dixon products.

SAFETY ALERT

Hose ID	Hose OD From	Hose OD To	Carbon Steel Part #	Carbon Steel Price	304 Stainless Steel Part #	304 Stainless Steel Price	Work. Press. [1]	Ferrule ID	Ferrule Wall Thickness	Ferrule Overall Length
1"	1 13/64	1 16/64	CF100-1CS	**$10.00**	CF100-1SS	**$10.15**	*	1.313	.062	2-13/16"
	1 17/64	1 20/64	CF100-2CS	**10.00**	CF100-2SS	**10.15**	*	1.375	.062	2-13/16"
	1 21/64	1 24/64	CF100-3CS	**10.00**	CF100-3SS	**10.15**	*	1.438	.062	2-13/16"
	1 25/64	1 28/64	CF100-4CS	**10.00**	CF100-4SS	**10.15**	*	1.500	.062	2-13/16"
	1 29/64	1 32/64	CF100-5CS	**10.00**	CF100-5SS	**10.15**	*	1.563	.062	2-13/16"
	1 33/64	1 36/64	CF100-6CS	**10.00**	CF100-6SS	**10.15**	*	1.625	.062	2-13/16"
	1 37/64	1 40/64	CF100-7CS	**10.00**	CF100-7SS	**10.15**	*	1.688	.062	2-13/16"
	1 41/64	1 44/64	CF100-8CS	**10.00**	CF100-8SS	**10.15**	*	1.750	.062	2-13/16"
	1 45/64	1 48/64	CF100-9CS	**10.00**	CF100-9SS	**10.15**	*	1.813	.062	2-13/16"
	1 49/64	1 52/64	CF100-10CS	**10.00**	CF100-10SS	**10.15**	*	1.875	.062	2-13/16"
1½"	1 41/64	1 44/64	CF150-1CS	**11.40**	CF150-1SS	**15.60**	250	1.750	.062	2-13/16"
	1 45/64	1 48/64	CF150-2CS	**11.40**	CF150-2SS	**15.60**	250	1.813	.062	2-13/16"
	1 49/64	1 52/64	CF150-3CS	**11.40**	CF150-3SS	**15.60**	250	1.875	.062	2-13/16"
	1 53/64	1 56/64	CF150-4CS	**11.40**	CF150-4SS	**15.60**	250	1.938	.062	2-13/16"
	1 57/64	1 60/64	CF150-5CS	**11.40**	CF150-5SS	**15.60**	250	2.000	.062	2-13/16"
	1 61/64	2	CF150-6CS	**11.40**	CF150-6SS	**15.60**	250	2.063	.062	2-13/16"
	2 1/64	2 4/64	CF150-7CS	**11.40**	CF150-7SS	**15.60**	250	2.125	.062	2-13/16"
	2 5/64	2 8/64	CF150-8CS	**11.40**	CF150-8SS	**15.60**	250	2.188	.062	2-13/16"
	2 9/64	2 12/64	CF150-9CS	**11.40**	CF150-9SS	**15.60**	250	2.250	.062	2-13/16"
	2 13/64	2 16/64	CF150-10CS	**11.40**	CF150-10SS	**15.60**	250	2.313	.062	2-13/16"
	2 17/64	2 20/64	CF150-11CS	**11.40**	CF150-11SS	**15.60**	250	2.375	.062	2-13/16"
	2 21/64	2 24/64	CF150-12CS	**11.40**	CF150-12SS	**15.60**	250	2.438	.062	2-13/16"
2"	2 13/64	2 16/64	CF200-1CS	**13.80**	CF200-1SS	**18.80**	250	2.313	.062	3-1/8"
	2 17/64	2 20/64	CF200-2CS	**13.80**	CF200-2SS	**18.80**	250	2.375	.062	3-1/8"
	2 21/64	2 24/64	CF200-3CS	**13.80**	CF200-3SS	**18.80**	250	2.438	.062	3-1/8"
	2 25/64	2 28/64	CF200-4CS	**13.80**	CF200-4SS	**18.80**	250	2.500	.062	3-1/8"
	2 29/64	2 32/64	CF200-5CS	**13.80**	CF200-5SS	**18.80**	250	2.563	.062	3-1/8"
	2 33/64	2 36/64	CF200-6CS	**13.80**	CF200-6SS	**18.80**	250	2.625	.062	3-1/8"
	2 37/64	2 40/64	CF200-7CS	**13.80**	CF200-7SS	**18.80**	250	2.688	.062	3-1/8"
	2 41/64	2 44/64	CF200-8CS	**13.80**	CF200-8SS	**18.80**	250	2.750	.062	3-1/8"
	2 45/64	2 48/64	CF200-9CS	**13.80**	CF200-9SS	**18.80**	250	2.813	.062	3-1/8"
	2 49/64	2 52/64	CF200-10CS	**13.80**	CF200-10SS	**18.80**	250	2.875	.062	3-1/8"
	2 53/64	2 56/64	CF200-11CS	**13.80**	CF200-11SS	**18.80**	250	2.938	.062	3-1/8"
	2 57/64	2 60/64	CF200-12CS	**13.80**	CF200-12SS	**18.80**	250	3.000	.062	3-1/8"
3"	3 13/64	3 16/64	CF300-1CS	**18.80**	CF300-1SS	**30.60**	150	3.313	.090	4"
	3 17/64	3 20/64	CF300-2CS	**18.80**	CF300-2SS	**30.60**	150	3.375	.090	4"
	3 21/64	3 24/64	CF300-3CS	**18.80**	CF300-3SS	**30.60**	150	3.438	.090	4"
	3 25/64	3 28/64	CF300-4CS	**18.80**	CF300-4SS	**30.60**	150	3.500	.090	4"
	3 29/64	3 32/64	CF300-5CS	**18.80**	CF300-5SS	**30.60**	150	3.563	.090	4"
	3 33/64	3 36/64	CF300-6CS	**18.80**	CF300-6SS	**30.60**	150	3.625	.090	4"
	3 37/64	3 40/64	CF300-7CS	**18.80**	CF300-7SS	**30.60**	150	3.688	.090	4"
	3 41/64	3 44/64	CF300-8CS	**18.80**	CF300-8SS	**30.60**	150	3.750	.090	4"
	3 45/64	3 48/64	CF300-9CS	**18.80**	CF300-9SS	**30.60**	150	3.813	.090	4"
	3 49/64	3 52/64	CF300-10CS	**18.80**	CF300-10SS	**30.60**	150	3.875	.090	4"
	3 53/64	3 56/64	CF300-11CS	**18.80**	CF300-11SS	**30.60**	150	3.938	.090	4"
	3 57/64	3 60/64	CF300-12CS	**18.80**	CF300-12SS	**30.60**	150	4.000	.090	4"
	3 61/64	4	CF300-13CS	**18.80**	CF300-13SS	**30.60**	150	4.063	.090	4"
	4 1/64	4 4/64	CF300-14CS	**18.80**	CF300-14SS	**30.60**	150	4.125	.090	4"
	4 5/64	4 8/64	CF300-15CS	**18.80**	CF300-15SS	**30.60**	150	4.188	.090	4"
	4 9/64	4 12/64	CF300-16CS	**18.80**	CF300-16SS	**30.60**	150	4.250	.090	4"
4"	4 13/64	4 16/64	CF400-1CS	**25.00**	CF400-1SS	**71.20**	150	4.313	.090	4"
	4 17/64	4 20/64	CF400-2CS	**25.00**	CF400-2SS	**71.20**	150	4.375	.090	4"
	4 21/64	4 24/64	CF400-3CS	**25.00**	CF400-3SS	**71.20**	150	4.438	.090	4"
	4 25/64	4 28/64	CF400-4CS	**25.00**	CF400-4SS	**71.20**	150	4.500	.090	4"
	4 29/64	4 32/64	CF400-5CS	**25.00**	CF400-5SS	**71.20**	150	4.563	.090	4"
	4 33/64	4 36/64	CF400-6CS	**25.00**	CF400-6SS	**71.20**	150	4.625	.090	4"
	4 37/64	4 40/64	CF400-7CS	**25.00**	CF400-7SS	**71.20**	150	4.688	.090	4"
	4 41/64	4 44/64	CF400-8CS	**25.00**	CF400-8SS	**71.20**	150	4.750	.090	4"
	4 45/64	4 48/64	CF400-9CS	**25.00**	CF400-9SS	**71.20**	150	4.813	.090	4"
	4 49/64	4 52/64	CF400-10CS	**25.00**	CF400-10SS	**71.20**	150	4.875	.090	4"
	4 53/64	4 56/64	CF400-11CS	**25.00**	CF400-11SS	**71.20**	150	4.938	.090	4"
	4 57/64	4 60/64	CF400-12CS	**25.00**	CF400-12SS	**71.20**	150	5.000	.090	4"
	4 61/64	5	CF400-13CS	**25.00**	CF400-13SS	**71.20**	150	5.063	.090	4"
	5 1/64	5 4/64	CF400-14CS	**25.00**	CF400-14SS	**71.20**	150	5.125	.090	4"
	5 5/64	5 8/64	CF400-15CS	**25.00**	CF400-15SS	**71.20**	150	5.188	.090	4"
	5 9/64	5 12/64	CF400-16CS	**25.00**	CF400-16SS	**71.20**	150	5.250	.090	4"
6"	6 21/64	6 28/64	CF600-1CS	**52.25**	CF600-1SS	**85.00**	*	6.500	.120	5-7/8"
	6 29/64	6 36/64	CF600-2CS	**52.25**	CF600-2SS	**85.00**	*	6.625	.120	5-7/8"
	6 37/64	6 44/64	CF600-3CS	**52.25**	CF600-3SS	**85.00**	*	6.750	.120	5-7/8"
	6 45/64	6 52/64	CF600-4CS	**52.25**	CF600-4SS	**85.00**	*	6.875	.120	5-7/8"
	6 53/64	6 60/64	CF600-5CS	**52.25**	CF600-5SS	**85.00**	*	7.000	.120	5-7/8"
	6 61/64	7 4/64	CF600-6CS	**52.25**	CF600-6SS	**85.00**	*	7.125	.120	5-7/8"
	7 5/64	7 12/64	CF600-7CS	**52.25**	CF600-7SS	**85.00**	*	7.250	.120	5-7/8"
	7 13/64	7 20/64	CF600-8CS	**52.25**	CF600-8SS	**85.00**	*	7.375	.120	5-7/8"
	7 21/64	7 28/64	CF600-9CS	**52.25**	CF600-9SS	**85.00**	*	7.500	.120	5-7/8"

* consult factory for pressure rating

[1] based on using crimp cam and groove nipples

Boss-Lock PF Cam and Groove

- The shank design on these fittings was developed specifically for chemical transport hoses having Crosslinked Polyethylene (XLPE) or Ultra High Molecular Weight Polyethylene (UHMW) tubes, where shank retention can be a problem when using conventional band clamps. In testing tank transport hoses from a wide variety of manufacturers, the Boss-Lock-PF fitting showed significant improvement in hose coupling retention over the conventional cam and groove shank design.
- Other sizes are available on special order. Consult the factory for pricing and availability.
- For best results we recommend the use of ¾" wide band clamps found on pages 349 and 350.



female coupler x PF hose shank

EZ Boss-Lock type C coupler x special hose shank

Size	*316 Stainless Steel* Part #	Price/E	Opt Qty
2"	***RC200EZPF***	**$178.10**	10
3"	***RC300EZPF***	**252.30**	5



male adapter x PF hose shank

type E adapter x special hose shank

Size	*316 Stainless Steel* Part #	Price/E	Opt Qty
2"	***RE200PF***	**$107.10**	10

Cam and Groove Hydrant Adapters

- Pin lugs allow for easy connection using standard spanner and hydrant wrenches (pages 502 and 503).
- supplied with a Buna-N washer in the threaded end



female NST x male adapter

Female NST Thread	Male Adapter	*Brass* Part #	Price/E	*Aluminum* Part #	Price/E
1½"	1½"	***HA1515ADP***	**$75.50**	***AHA1515ADP***	**$40.25**
2½"	2½"	***HA2525ADP***	**83.30**	***AHA2525ADP***	**50.00**

Replacement Washers

ID	OD	Thickness	*Buna-N* Part #	Price/E
1-9/16"	2-1/16"	1/8"	***SW150***	**$2.00**
2-9/16"	3-3/16"	3/16"	***SW250***	**3.15**

Dixon Tank Car Adapters



railroad thread x male adapter

- standard 5" Railroad Tank Car thread
- supplied with a Buna-N gasket in the threaded end, see below for other gasket types

Size	*Aluminum*		*Brass*		*Iron*		*316 Stainless Steel*	
	Part #	Price/E	Part #	Price/E	Part #	Price/E	Part #	Price/E
2"	***200-TCA-AL***	**$117.50**	**---**	**---**	**---**	**---**	***200-TCA-SS***	**$693.00**
3"	***300-TCA-AL***	**103.80**	***300-TCA-BR***	**$350.00**	***300-TCA-MI***	**$257.00**	***300-TCA-SS***	**737.40**
4"	***400-TCA-AL***	**119.10**	***400-TCA-BR***	**410.00**	**---**	**---**	***400-TCA-SS***	**815.00**

SAFETY ALERT Stainless steel adapters are not compatible with the aluminum and brass adapters.



swivel railroad thread x 45° male adapter

- standard 5" Railroad Tank Car thread
- 45° tank car swivel adapter
- unit has a long handle brass swivel nut and a swivel retaining ring
- supplied with a Buna-N gasket in the threaded end , see below for other gasket types

Size	*Aluminum*	
	Part #	Price/E
4"	***40A-45TCAL***	**$441.00**

Dixon Railroad Tank Car Gaskets

Old Style

- for use with Dixon fittings

Size	OD	ID	THK	Material	Part #	Price/E
5"	5-1/4"	3-1/2"	3/16"	*leather*	***G9***	**$15.00**

Standard

- for use with Dixon fittings



standard

Size	OD	ID	THK	Material	Part #	Price/E
5"	5-1/4"	3-7/8"	1/8"	*Buna-N*	***500GTCABU***	**$6.30**
5"	5-1/4"	3-7/8"	1/8"	*Viton®*	***500GTCAVI***	**51.25**
5"	5-1/4"	3-7/8"	1/8"	*fuel grade Buna*	***500GTCABF***	**6.00**

PTFE Envelope

- for use with Dixon fittings
- may be too thick for insertion in some older Dixon fittings



PTFE envelope

Size	OD	ID	THK	Material	Part #	Price/E
5"	5-1/4"	3-13/16"	3/16"	*PTFE with Buna-N filler*	***500GTCATF***	**$63.90**
5"	5-1/4"	3-13/16"	3/16"	*PTFE with Viton® filler*	***500GTCATV***	**112.00**

Wrenches

Pin Lug



- used on aluminum and iron tank car nuts

Iron	
Part #	Price/E
G10	**$110.00**

Long Handle



- used on stainless steel tank car nuts

Iron	
Part #	Price/E
LHW	**$360.85**

Railroad Tank Car Connections

- all swivel nuts have standard 5" Railroad Tank Car Thread
- supplied with a Buna-N gasket in the threaded end, other gasket types are available on previous page
- Tank car connections are also available in other materials and in 2" and 2½" sizes. Consult factory for pricing and availability.

Style S

- shank is 20° below horizontal

Shank Size	Swivel Nut	*Iron* Part #	*Iron* Price/E	*Aluminum* Part #	*Aluminum* Price/E
3"	5"	***TCS30***	**$250.00**	***ATCS30***	**$268.50**
4"	5"	***TCS40***	**275.00**	***ATCS40***	**334.50**



railroad thread swivel nut x 20° hose shank

Style T

- 3" threaded end is 30° below horizontal
- 4" threaded end is 20° below horizontal

Male NPT	Swivel Nut	*Iron* Part #	*Iron* Price/E	*Aluminum* Part #	*Aluminum* Price/E
3"	5"	***TCT30***	**$258.00**	***ATCT30***	**$283.90**
4"	5"	***TCT40***	**310.00**	***ATCT40***	**350.00**



railroad thread swivel nut x 30° male NPT

Style T

- Stainless steel railroad tank car connections are not compatible with aluminum and brass. SAFETY ALERT
- 3" threaded end is 30° below horizontal
- 4" threaded end is 20° below horizontal

Male NPT	Swivel Nut	*316 Stainless Steel* Part #	*316 Stainless Steel* Price/E
3"	5"	***RTCT30***	**$665.00**
4"	5"	***RTCT40***	**780.00**



railroad thread swivel nut x 20° male NPT

Style A

- Stainless steel railroad tank car connections are not compatible with aluminum and brass. SAFETY ALERT
- adapter is 20° below horizontal

Adapter	Swivel Nut	*316 Stainless Steel* Part #	*316 Stainless Steel* Price/E
3"	5"	***RTCA30***	**$815.00**
4"	5"	***RTCA40*** [1]	**998.00**

[1] Parts are produced as a welded fabrication.



railroad thread swivel nut x 20° adapter

Style F

- for transloading bio and other fuels
- 4" TTMA flange can be bolted to sight glass or API adapter or other dry disconnect
- 4" flange end is 20° below horizontal

TTMA Flange	Swivel Nut	*Aluminum* Part #	*Aluminum* Price/E
4"	5"	***ATCF40*** [1]	**$708.00**

[1] Part is produced as a welded fabrication.



Cam and Groove x Cam and Groove Elbows

- Couplers are supplied standard with a Buna-N gasket, other gasket types are available on pages 65-66.

45° Elbows



male adapter x female coupler

adapter x coupler

Size	Aluminum		316 Stainless Steel	
	Part #	Price/E	Part #	Price/E
2"	***200DA-45AL*** [1]	**$142.00**	***200DA-45SS*** [1]	**$483.00**
3"	***300DA-45AL***	**180.00**	***300DA-45SS*** [1]	**715.00**
4"	***400DA-45AL***	**239.95**	***400DA-45SS*** [1]	**960.00**
6"	***600DA-45AL***	**543.00**	**---**	**---**

[1] Parts are produced as a welded fabrication.



female coupler x female coupler

coupler x coupler

Size	Aluminum		316 Stainless Steel	
	Part #	Price/E	Part #	Price/E
2"	***200DD-45AL***	**$157.00**	**---**	**--**
3"	***300DD-45AL***	**380.00**	***300DD-45SS***	**$599.00**
4"	***400DD-45AL***	**374.80**	**---**	**--**
6"	***600DD-45AL***	**670.00**	**---**	**--**

- Parts are produced as a welded fabrication.

90° Elbows



male adapter x female coupler

adapter x coupler

Size	Aluminum		316 Stainless Steel	
	Part #	Price/E	Part #	Price/E
1"	**---**	**---**	***100DA-90SS*** [1]	**$350.00**
1½"	***150DA-90AL*** [1]	**$120.00**	***150DA-90SS*** [1]	**390.00**
2"	***200DA-90AL***	**90.95**	***200DA-90SS***	**365.00**
3"	***300DA-90AL***	**148.50**	***300DA-90SS***	**715.00**
4"	***400DA-90AL***	**232.80**	***400DA-90SS***	**795.00**
5"	***500DA-90AL*** [1]	**1425.00**	**---**	**---**
6"	***600DA-90AL***	**481.25**	***RDA90600EZ*** [1, 2]	**2300.00**

[1] Parts are produced as a welded fabrication.
[2] EZ Boss-Lock design (not pictured)



female coupler x female coupler

coupler x coupler

Size	Aluminum		316 Stainless Steel	
	Part #	Price/E	Part #	Price/E
2"	***200DD-90AL***	**$174.40**	**---**	**---**
3"	***300DD-90AL***	**363.45**	***300DD-90SS***	**$565.00**
4"	***400DD-90AL***	**185.95**	**---**	**---**
6"	***600DD-90AL***	**772.50**	**---**	**---**

- Parts are produced as a welded fabrication.

Cam and Groove Elbows

Type A

- Pressure rating is based on the seal of the mating part. See ratings on page 16.

male adapter x female NPT 90° elbow

Size	Aluminum		316 Stainless Steel	
	Part #	Price/E	Part #	Price/E
1½"	***150A-90AL***	**$70.45**	**---**	**---**
2"	***200A-90AL***	**68.10**	***200A-90SS*** [1]	**$439.80**
3"	***300A-90AL***	**119.25**	***300A-90SS***	**475.50**
4"	***400A-90AL***	**212.50**	**---**	**---**

[1] Part is produced as a welded fabrication.



male adapter x female NPT

Type D

- Couplers are supplied standard with a Buna-N gasket, other gasket types are available on pages 65-66.

female coupler x female NPT 90° elbow

Size	Aluminum		Brass		316 Stainless Steel	
	Part #	Price/E	Part #	Price/E	Part #	Price/E
1"	**---**	**---**	**---**	**---**	***100D-90SS***	**$200.00**
1¼"	**---**	**---**	***125D-90BR***	**$134.10**	**---**	**---**
1½"	***150D-90AL***	**$75.60**	***150D-90BR***	**118.00**	**---**	**---**
2"	***200D-90AL***	**68.30**	***200D-90BR***	**149.40**	***200D-90SS***	**217.35**
3"	***300D-90AL***	**105.00**	**---**	**---**	***300D-90SS***	**592.00**
4"	***400D-90AL***	**142.00**	**---**	**---**	***400D-90SS*** [1]	**1015.00**
4"	***AD90400EZ*** [2]	**235.00**	**---**	**---**	**---**	**---**
6"	***600D-90AL***	**336.00**	**---**	**---**	**---**	**---**

[1] Part is produced as a welded fabrication.
[2] EZ Boss-Lock design (not pictured)



female coupler x female NPT

Type E

- Pressure rating is based on the seal of the mating part. See ratings on page 16.

male adapter x hose shank 90° elbow

Size	Aluminum		316 Stainless Steel	
	Part #	Price/E	Part #	Price/E
2"	**---**	**---**	***200E-90SS*** [1]	**$504.00**
3"	***300E-90AL***	**$139.75**	***300E-90SS***	**564.00**
4"	***400E-90AL***	**169.50**	***400E-90SS*** [1]	**882.00**

[1] Parts are produced as a welded fabrication.



male adapter x hose shank

Type C

- Couplers are supplied standard with a Buna-N gasket, other gasket types are available on pages 65-66.

female coupler x hose shank 90° elbow

Size	Aluminum		Brass		316 Stainless Steel	
	Part #	Price/E	Part #	Price/E	Part #	Price/E
1¼"	**---**	**---**	***125C-90BR***	**$150.00**	**---**	**---**
1½"	***150C-90AL***	**$69.50**	**---**	**---**	***150C-90SS***	**$367.50**
2"	***200C-90AL***	**66.80**	***200C-90BR***	**149.60**	***200C-90SS***	**355.35**
3"	***300C-90AL***	**99.95**	**---**	**---**	***300C-90SS***	**551.00**
4"	***400C-90AL***	**187.00**	**---**	**---**	***400C-90SS*** [1]	**975.00**
6"	***600C-90AL***	**478.95**	**---**	**---**	**---**	**---**

[1] Part is produced as a welded fabrication.



female coupler x hose shank

Cam and Groove Elbows

Type F



male adapter x male NPT

- Pressure rating is based on the seal of the mating part. See ratings on page 16.

male adapter x male NPT 90° elbow

Size	*Aluminum*		*316 Stainless Steel*	
	Part #	Price/E	Part #	Price/E
1½"	***150F-90AL***	**$58.75**	**---**	**---**
2"	***200F90AL***	**88.75**	***200F-90SS*** [1]	**$430.00**
3"	**---**	**---**	***300F-90SS*** [1]	**765.00**

[1] Parts are produced as a welded fabrication.

Type B



female coupler x male NPT

- Couplers are supplied standard with a Buna-N gasket, other gasket types are available on pages 65-66.

female coupler x male NPT 90° elbow

Size	*Aluminum*		*316 Stainless Steel*	
	Part #	Price/E	Part #	Price/E
1½"	***150B-90AL***	**$74.20**	**---**	**---**
2"	***200B-90AL***	**85.00**	***200B-90SS*** [1]	**$490.00**
3"	**---**	**---**	***300B-90SS*** [1]	**675.00**

[1] Parts are produced as a welded fabrication.

Reducing Cam and Groove Couplings

In reducing couplings, the cam and groove end is the first size given in the part number. (i.e., a 4030-C-AL is a 4" coupler to a 3" hose shank).

Type A

- Pressure rating is based on the seal of the mating part. See ratings on page 16.

male adapter x female NPT

Size	*Aluminum* Part #	Price/E	Opt Qty	*316 Stainless Steel* Part #	Price/E	Opt Qty
2" x 1½"	***2015-A-AL***	**$44.40**	--	***2015-A-SS*** [1]	**$201.70**	--
2" x 3"	***2030-A-AL***	**60.25**	10	***2030-A-SS***	**220.00**	10
3" x 2"	***3020-A-AL***	**56.40**	5	***3020-A-SS***	**289.80**	10
3" x 4"	***3040-A-AL***	**69.95**	10	**---**	**---**	--
4" x 3"	***4030-A-AL***	**68.00**	10	***4030-A-SS*** [1]	**458.80**	--
4" x 6"	***4060-A-AL***	**187.20**	5	**---**	**---**	--
6" x 4"	***6040-A-AL***	**198.30**	5	***6040-A-SS*** [1]	**985.00**	--

[1] Parts are produced as a welded fabrication.



reducing
male adapter x female NPT

Type D

- Couplers are supplied standard with a Buna-N gasket, other gasket types are available on pages 65-66.

female coupler x female NPT

Size	*Aluminum* Part #	Price/E	Opt Qty	*Brass* Part #	Price/E	*316 Stainless Steel* Part #	Price/E
1½" x 1"	***1510-D-AL*** [1]	**$65.70**	10	**---**	**---**	***1510-D-SS*** [1]	**$306.00**
2" x 1½"	***2015-D-AL***	**45.15**	10	**---**	**---**	***2015-D-SS***	**205.50**
3" x 2"	***3020-D-AL***	**84.70**	10	**---**	**---**	***3020-D-SS***	**345.50**
4" x 3"	***4030-D-AL***	**123.90**	10	***4030-D-BR***	**$300.00**	***4030-D-SS*** [1]	**498.00**
5" x 4"	***5040-D-AL*** [1]	**342.00**	--	**---**	**---**	**---**	**---**
6" x 4"	***6040-D-AL*** [1]	**404.00**	--	**---**	**---**	**---**	**---**

[1] Parts are produced as a welded fabrication.



reducing
female coupler x female NPT

Type E

- Pressure rating is based on the seal of the mating part. See ratings on page 16.

male adapter x hose shank

Size	*Aluminum* Part #	Price/E	Opt Qty	*316 Stainless Steel* Part #	Price/E
2" x 1½"	***2015-E-AL*** [1]	**$175.00**	--	***2015-E-SS*** [1]	**$202.80**
3" x 2"	**---**	**---**	--	***3020-E-SS*** [1]	**385.00**
3" x 2½"	**---**	**---**	--	***3025-E-SS***	**199.00**
4" x 3"	***4030-E-AL***	**86.80**	10	***4030-E-SS*** [1]	**550.00**
5" x 4"	***5040-E-AL*** [1]	**324.45**	--	**---**	**---**

[1] Parts are produced as a welded fabrication.



reducing
male adapter x hose shank

Type C

- Couplers are supplied standard with a Buna-N gasket, other gasket types are available on pages 65-66.

female coupler x hose shank

Size	*Aluminum* Part #	Price/E	Opt Qty	*316 Stainless Steel* Part #	Price/E
2" x 1½"	***2015-C-AL*** [1]	**$175.35**	--	***2015-C-SS*** [1]	**$332.80**
3" x 2"	***3020-C-AL***	**70.45**	10	***3020-C-SS***	**342.80**
3" x 2½"	**---**	**---**	--	***3025-C-SS***	**389.30**
3" x 4"	***3040-C-AL***	**122.95**	5	**---**	**---**
4" x 3"	***4030-C-AL***	**93.10**	5	***4030-C-SS*** [1]	**595.00**
5" x 4"	***5040-C-AL*** [1]	**355.95**	--	**---**	**---**

[1] Parts are produced as a welded fabrication.



reducing
female coupler x hose shank

Reducing Cam and Groove Couplings

In reducing couplings, the cam and groove end is the first size given in the part number. (i.e., a 4030-B-AL is a 4" coupler to a 3" male NPT).

Type F



reducing
male adapter x male NPT

- Pressure rating is based on the seal of the mating part. See ratings on page 16.

male adapter x male NPT

Size	*Aluminum* Part #	Price/E	Opt Qty	*316 Stainless Steel* Part #	Price/E
1½" x 2"	***1520-F-AL***	**$44.00**	--	**---**	**---**
2" x 1½"	***2015-F-AL***	**45.30**	--	***2015-F-SS*** [1]	**$398.00**
2" x 3"	***2030-F-AL***	**69.00**	--	**---**	**---**
3" x 1½"	***3015-F-AL***	**60.10**	10	***3015-F-SS*** [1]	**418.00**
3" x 2"	***3020-F-AL***	**64.25**	10	***3020-F-SS***	**410.00**
3" x 4"	***3040-F-AL***	**83.30**	10	**---**	**---**
4" x 3"	***4030-F-AL***	**88.90**	10	***4030-F-SS*** [1]	**600.00**

[1] Parts are produced as a welded fabrication.

Type B



reducing
female coupler x male NPT

- Couplers are supplied standard with a Buna-N gasket, other gasket types are available on pages 65-66.

female coupler x male NPT

Size	*Aluminum* Part #	Price/E	Opt Qty	*316 Stainless Steel* Part #	Price/E
1½" x 1"	***1510-B-AL***	**$64.80**	10	***1510-B-SS*** [1]	**$310.00**
2" x 1½"	***2015-B-AL***	**63.40**	10	***2015-B-SS*** [1]	**362.00**
2" x 3"	***2030-B-AL***	**76.30**	--	**---**	**---**
3" x 2"	***3020-B-AL***	**78.50**	10	***3020-B-SS*** [1]	**358.00**
3" x 4"	***3040-B-AL***	**107.60**	10	**---**	**---**
4" x 3"	***4030-B-AL***	**121.10**	5	***4030-B-SS*** [1]	**495.00**

[1] Parts are produced as a welded fabrication.

Adapters and Couplers with Straight Pipe Thread (NPSM)



- for delivery of dry goods
- Cork buna gaskets are standard in threaded end.
  Replacement gasket; ***400GAGFI,*** **$4.30**
- Pressure rating is based on the seal of the mating part. See ratings on page 16.

adapter x NPSM thread

Size	*Aluminum* Part #	Price/E
4"	***400-AS-AL***	**$83.60**



- Coupler is supplied standard with a Buna-N gasket, other gasket types are available on pages 65-66.

Boss-Lock coupler x NPSM thread

Size	*Aluminum* Part #	Price/E
4"	***ADS400***	**$97.65**

Dixon Reducing Cam and Groove Couplings

In reducing cam and groove couplings, the coupler is the first size in the part number; (i.e., a 4030-DA-AL is a 4" coupler to a 3" adapter).

- Couplers are supplied standard with a Buna-N gasket, other gasket types are available on pages 65-66.



3" coupler x 1½" adapter



4" coupler x 6" adapter



3" coupler x 2½" adapter



5" coupler x 6" adapter

coupler x adapter

Size	*Aluminum* Part #	Price/E	Opt Qty	*316 Stainless Steel* Part #	Price/E
1" x 1½"	***1015-DA-AL*** [1]	**$156.90**	--	***1015-DA-SS*** [1]	**$309.00**
1½" x 1"	***1510DAAL***	**68.20**	--	***1510-DA-SS*** [1]	**315.00**
1½" x 2"	***1520-DA-AL***	**85.90**	10	***1520-DA-SS***	**369.00**
2" x 1"	***2010-DA-AL*** [1]	**152.50**	--	***2010-DA-SS*** [1]	**251.60**
2" x 1½"	***2015-DA-AL***	**60.00**	10	***2015-DA-SS***	**272.00**
2" x 2½"	***2025-DA-AL*** [1]	**152.80**	--	***2025-DA-SS*** [1]	**525.00**
2" x 3"	***2030-DA-AL***	**75.20**	5	***2030-DA-SS***	**291.70**
2" x 4"	***2040-DA-AL***	**116.50**	--	***2040-DA-SS*** [1]	**495.00**
2½" x 2"	**---**	**---**	--	***2520-DA-SS*** [1]	**540.00**
2½" x 3"	**---**	**---**	--	***2530-DA-SS*** [1]	**640.25**
3" x 1½"	***3015-DA-AL***	**90.00**	--	***3015-DA-SS*** [1]	**398.00**
3" x 2"	***3020-DA-AL***	**73.75**	10	***3020-DA-SS***	**285.30**
3" x 2½"	***3025-DA-AL*** [1]	**154.35**	--	***3025-DA-SS*** [1]	**490.00**
3" x 4"	***3040-DA-AL***	**107.10**	5	***3040-DA-SS***	**788.00**
3" x 6"	***3060-DA-AL*** [1]	**255.15**	--	***3060-DA-SS*** [1]	**719.00**
4" x 2"	***4020-DA-AL***	**107.50**	5	***4020-DA-SS*** [1]	**561.00**
4" x 2½"	***4025-DA-AL***	**162.00**	--	***4025-DA-SS*** [1]	**732.00**
4" x 3"	***4030-DA-AL***	**111.40**	5	***4030-DA-SS***	**535.00**
4" x 5"	***4050-DA-AL***	**226.80**	2	**---**	**---**
4" x 6"	***4060-DA-AL***	**191.30**	2	***4060-DA-SS*** [1]	**1097.00**
5" x 3"	***5030-DA-AL*** [1]	**278.00**	2	***5030-DA-SS*** [1]	**725.00**
5" x 4"	***5040-DA-AL***	**187.20**	2	***5040-DA-SS*** [1]	**780.00**
5" x 6"	***5060-DA-AL*** [1]	**399.00**	--	***5060-DA-SS***	**950.00**
6" x 3"	***6030-DA-AL***	**204.70**	2	***6030-DA-SS*** [1]	**1158.75**
6" x 4"	***6040-DA-AL***	**194.25**	2	***6040-DA-SS***	**1200.00**
6" x 5"	***6050-DA-AL***	**331.35**	--	***6050-DA-SS*** [1]	**1300.00**
8" x 6"	***8060-DA-AL*** [1, 2]	**1100.00**	--	**---**	**---**

[1] Parts are produced as a welded fabrication.

[2] The 8" coupler has 4 cam arms and *does not interchange.*

SAFETY ALERT

Size	*Brass* Part #	Price/E	Opt Qty	*Iron* Part #	Price/E	Opt Qty
3" x 2"	***3020-DA-BR***	**$295.00**	10	***3020-DA-MI***	**$121.90**	10
3" x 4"	***3040-DA-BR***	**395.00**	5	**---**	**---**	--
4" x 3"	***4030-DA-BR***	**340.00**	2	***4030-DA-MI***	**204.20**	--
6" x 4"	***6040-DA-BR***	**695.00**	--	***6040-DA-MI***	**440.00**	--

Reducing Coupler x Adapter with Port

Size	Tap Size	*316 Stainless Steel* Part #	Price/E
3" x 2"	1/4"	***3020DAT25SS***	**$354.00**
3" x 2"	3/8"	***3020DAT38SS***	**354.00**
3" x 2"	1/2"	***3020DAT50SS***	**354.00**
3" x 2"	3/4"	***3020DAT75SS***	**354.00**



Boss-Lock Reducing Cam and Groove Couplings



3" coupler x 2" adapter

In reducing cam and groove couplings, the coupler is the first size in the part number; (i.e., a ADA4030 is a 4" coupler to a 3" adapter).

- Couplers are supplied standard with a Buna-N gasket, other gasket types are available on pages 65-66.

coupler x adapter

Size	*Aluminum* Part #	Price/E	*316 Stainless Steel* Part #	Price/E	Opt Qty
2" x 3"	***ADA2030*** [1]	**$182.00**	***RDA2030BL*** [1]	**$405.00**	10
2½" x 2"	***ADA2520*** [1]	**163.20**	**---**	**---**	--
2½" x 3"	***ADA2530*** [1]	**275.00**	**---**	**---**	--
3" x 2"	***ADA3020***	**88.00**	***RDA3020BL***	**375.00**	10
3" x 4"	***ADA3040*** [1]	**215.00**	***RDA3040BL*** [1]	**400.00**	10
4" x 2"	***ADA4020*** [1]	**240.00**	***RDA4020BL*** [1]	**639.10**	10
4" x 3"	***ADA4030***	**138.60**	***RDA4030BL***	**599.00**	10
6" x 4"	***ADA6040*** [1]	**523.00**	**---**	**---**	--
8" x 6"	***ADA8060*** [1, 2]	**1100.00**	**---**	**---**	--

[1] Parts are produced as a welded fabrication.

[2] The 8" coupler *does not interchange.* SAFETY ALERT

EZ Boss-Lock Reducing Cam and Groove Couplings



4" coupler x 2" adapter

In reducing cam and groove couplings, the coupler is the first size in the part number; (i.e., a ADA4030EZ is a 4" coupler to a 3" adapter).

- Couplers are supplied standard with a Buna-N gasket, other gasket types are available on pages 65-66.

coupler x adapter

Size	*Aluminum* Part #	Price/E	*316 Stainless Steel* Part #	Price/E
2" x 3"	***ADA2030EZ*** [1]	**$211.50**	***RDA2030EZ*** [1]	**$411.95**
3" x 2"	***ADA3020EZ***	**137.20**	***RDA3020EZ***	**385.80**
3" x 4"	***ADA3040EZ*** [1]	**249.10**	***RDA3040EZ*** [1]	**433.60**
4" x 2"	***ADA4020EZ*** [1]	**294.70**	***RDA4020EZ*** [1]	**630.00**
4" x 3"	***ADA4030EZ***	**194.25**	***RDA4030EZ***	**595.00**
6" x 4"	***ADA6040EZ*** [1]	**565.00**	***RDA6040EZ***	**647.00**

[1] Parts are produced as a welded fabrication.

Dixon Lockable Dust Caps



- Couplers are supplied standard with a Buna-N gasket, other gasket types are available on pages 65-66.
- *Dust caps and dust plugs are not to be used in pressure applications for safety and environmental reasons.* SAFETY ALERT

Size	*Aluminum* Part #	Price/E	Opt Qty	*Brass* Part #	Price/E	Opt Qty
1½"	***150DC-LAL***	**$48.25**	10	***150DC-LBR***	**$94.50**	10
2"	***200DC-LAL***	**50.75**	10	***200DC-LBR***	**90.60**	10
3"	***300DC-LAL***	**63.90**	10	***300DC-LBR***	**115.50**	10
4"	***400DC-LAL***	**84.10**	10	**---**	**---**	---
6"	***600DC-LAL***	**203.00**	2	**---**	**---**	--



- with angled, ergonomic thumb release

Size	*316 Stainless Steel* Part #	Price/E
1½"	***150DC-LSS***	**$119.00**
2"	***200DC-LSS***	**163.40**
3"	***300DC-LSS***	**197.00**
4"	***400DC-LSS***	**256.90**

Dixon Spool Adapters

- Pressure rating is based on the seal of the mating part. See ratings on page 16.

adapter x adapter

Size	Aluminum		316 Stainless Steel	
	Part #	Price/E	Part #	Price/E
1"	---	---	***100-AA-SS***	**$102.90**
1¼"	---	---	***125-AA-SS*** [1]	**350.00**
1½"	***150-AA-AL***	**$33.60**	***150-AA-SS***	**111.80**
1½" x 2"	***1520-AA-AL***	**42.60**	***1520-AA-SS***	**176.00**
2"	***200-AA-AL***	**41.25**	***200-AA-SS***	**160.00**
2" x 3"	***2030-AA-AL***	**64.50**	***2030-AA-SS***	**218.00**
2" x 4"	***2040-AA-AL***	**109.50**	***2040-AA-SS*** [1]	**446.00**
2½" x 3"	***2530-AA-AL*** [1]	**210.00**	***2530-AA-SS*** [1]	**560.00**
2½" x 4"	***2540-AA-AL*** [1]	**290.00**	---	---
3"	***300-AA-AL***	**65.20**	***300-AA-SS***	**261.30**
3" x 4"	***3040-AA-AL***	**94.50**	***3040-AA-SS*** [1]	**494.00**
4"	***400-AA-AL***	**85.95**	***400-AA-SS***	**359.80**
4" x 5"	***4050-AA-AL***	**127.30**	---	---
4" x 6"	***4060-AA-AL***	**217.35**	***4060-AA-SS*** [1]	**995.00**
5"	***500-AA-AL*** [1]	**270.00**	***500-AA-SS*** [1]	**850.00**
5" x 6"	***5060-AA-AL*** [1]	**398.00**	---	---
6"	***600-AA-AL***	**229.80**	***600-AA-SS*** [1]	**970.80**

Size	Brass	
	Part #	Price/E
2"	***200-AA-BR***	**$123.75**
3"	***300-AA-BR***	**235.00**



increaser / reducer



same size

[1] Parts are produced as a welded fabrication.

Dixon Spool Couplers

- Couplers are supplied standard with a Buna-N gasket, other gasket types are available on pages 65-66.

coupler x coupler

Size	Aluminum		316 Stainless Steel	
	Part #	Price/E	Part #	Price/E
1½"	---	---	***150-DD-SS*** [1]	**$288.75**
2"	***200-DD-AL***	**$67.70**	***200-DD-SS***	**196.25**
2" x 3"	***2030-DD-AL***	**110.00**	***2030-DD-SS***	**324.00**
3"	***300-DD-AL***	**89.75**	***300-DD-SS***	**302.30**
3" x 4"	***3040-DD-AL***	**124.50**	***3040-DD-SS*** [1]	**710.00**
4"	***400-DD-AL***	**127.00**	***400-DD-SS*** [1]	**780.00**
4" x 5"	***4050-DD-AL*** [1]	**395.20**	***4050-DD-SS*** [1]	**780.00**
4" x 6"	***4060-DD-AL*** [1]	**357.00**	***4060-DD-SS***	**782.00**
5"	***500-DD-AL*** [1]	**449.00**	***500-DD-SS***	**999.00**
6"	***600-DD-AL*** [1]	**540.00**	---	---



reducer / increaser



same size

[1] Parts are produced as a welded fabrication.

Boss-Lock Spool Couplers

- Couplers are supplied standard with a Buna-N gasket, other gasket types are available on pages 65-66.

coupler x coupler

Size	Aluminum		316 Stainless Steel	
	Part #	Price/E	Part #	Price/E
2"	***ADD200*** [1]	**$174.25**	***RDD200EZ***	**$360.85**
2" x 3"	***ADD2030*** [1]	**178.50**	***RDD2030EZ*** [1]	**420.00**
3"	***ADD300*** [1]	**236.35**	***RDD300EZ*** [1]	**548.00**
3" x 4"	***ADD3040*** [1]	**315.95**	***RDD3040EZ*** [1]	**640.00**
4"	***ADD400*** [1]	**300.00**	***RDD400EZ*** [1]	**645.50**
6"	---	---	***RDD600EZ*** [1]	**1200.00**



reducer / increaser



same size

[1] Parts are produced as a welded fabrication.

Adapters and Couplers x 150# Flanged Drilling

See page 661 for flange drilling standards.



adapter x 150# ASA flange

Dixon adapter x 150# flange

Size	*Aluminum* Part #	*Aluminum* Price/E	Flange Thick.	*Iron* Part #	*Iron* Price/E	Flange Thick.	*316 Stainless Steel* Part #	*316 Stainless Steel* Price/E	Flange Thick.
1"	---	---	—	---	---	—	***100-AL-SS***	**$204.00**	9/16"
1½"	---	---	—	---	---	—	***150-AL-SS***	**197.70**	11/16"
2"	***200-AL-AL***	**$109.70**	3/4"	---	---	—	***200-AL-SS***	**229.70**	7/16"
3"	***300-AL-AL***	**112.20**	5/8"	***300-AL-MI***	**$203.70**	5/8"	***300-AL-SS***	**299.20**	7/16"
4"	***400-AL-AL***	**164.00**	5/8"	---	---	—	***400-AL-SS***	**535.00**	7/16"
6"	***600-AL-AL***	**259.00**	5/8"	---	---	—	***600-AL-SS***	**736.45**	5/8"
8"	***800-AL-AL*** [1]	**1400.00**	1-1/8"	---	---	—	---	---	—

[1] Part is produced as a welded fabrication.

- Couplers are supplied standard with a Buna-N gasket, other gasket types are available on pages 65-66.



coupler x 150# ASA flange

Dixon coupler x 150# flange

Size	*Aluminum* Part #	*Aluminum* Price/E	Flange Thickness	*316 Stainless Steel* Part #	*316 Stainless Steel* Price/E	Flange Thickness
1"	---	---	---	***100-DL-SS***	**$196.10**	21/32"
1½"	---	---	---	***150-DL-SS***	**260.80**	25/32"
2"	***200-DL-AL***	**$152.70**	3/4"	***200-DL-SS***	**385.00**	7/16"
3"	***300-DL-AL***	**219.45**	15/16"	***300-DL-SS***	**499.00**	7/16"
4"	***400-DL-AL***	**306.20**	15/16"	***400-DL-SS***	**1090.00**	7/16"
6"	***600-DL-AL***	**407.00**	1"	***600-DL-SS***	**1124.00**	5/8"
8"	***800-DL-AL*** [1]	**1800.00**	1-1/8"	---	---	---

[1] Part is produced as a welded fabrication.

- Couplers are supplied standard with a Buna-N gasket, other gasket types are available on pages 65-66.



EZ Boss-Lock coupler x 150# ASA flange

EZ Boss-Lock coupler x 150# flange

Size	*316 Stainless Steel* Part #	*316 Stainless Steel* Price/E	Flange Thickness
1"	***RDL100EZ*** [1]	**$390.00**	9/16"
1½"	***RDL150EZ*** [1]	**595.00**	11/16"
2"	***RDL200EZ***	**425.00**	7/16"
3"	***RDL300EZ*** [1]	**575.00**	7/16"
4"	***RDL400EZ*** [1]	**695.00**	7/16"
6"	***RDL600EZ*** [1]	**1683.00**	1"

[1] Parts are produced as a welded fabrication.

In-Line Sight Glass for Bulk Transfer



- Designed for dry bulk transfer hose. Includes aluminum bodies, Buna seals, acrylic sight glasses, stainless steel hardware and bronze cam arms (where applicable).
- Not intended for liquid service, for dry bulk transfer *only*. SAFETY ALERT

coupler x adapter

Size	Part #	Price/E
4" x 4"	***3544CA***	**$310.70**
3" x 3"	***3533CA***	**310.70**
4" x 3"	***3543CA***	**310.70**
3" x 4"	***3534CA***	**310.70**

adapter x adapter

Size	Part #	Price/E
3" x 3"	***3533AA***	**$230.75**
4" x 4"	***3544AA***	**230.75**
3" x 4"	***3534AA***	**230.75**

coupler x coupler

Size	Part #	Price/E
4" x 4"	***3544CC***	**$387.15**
3" x 3"	***3533CC***	**387.15**
4" x 3"	***3543CC***	**387.15**

Specialty Items

coupler x adapter wye

Size	Aluminum Part #	Price/E [1]
2"	***200YDAAAL***	**$142.00**



tank truck flanged tee

Size	Aluminum Part #	Price/E [1]
4"	***400-TLT-AL***	**$255.00**



[1] Price subject to availability. Minimum production quantities may be required. Some parts have a colored anodized surface finish.

TTMA Series Flange Adapters

- provides a simple and easy way to quickly convert threaded components to a standard TTMA flange configuration
- more durable than welded fabrications due to the solid cast lightweight aluminum design
- design improves flow through adapter even on the 3" reducer
- compact size reduces the overall space needed to install
- for flange drilling standards, see page 661

Male Threaded

TTMA flange x standard male NPT

TTMA Flange	Male NPT	Aluminum Part #	Price/E
3"	3"	***TTF3AL-3MT***	**$82.45**
4"	3"	***TTF4AL-3MT***	**62.05**
4"	4"	***TTF4AL-4MT***	**57.55**



TTMA flange x male NPT

Extended Length - Male Threaded

TTMA flange x extended length male NPT

TTMA Flange	Male NPT	Aluminum Part #	Price/E
4"	3"	***TTF4AL-3EMT***	**$82.45**
4"	4"	***TTF4AL-4EMT***	**96.25**



TTMA flange x male NPT extended length

Female Threaded

TTMA flange x female NPT

TTMA Flange	Female NPT	Aluminum Part #	Price/E
4"	3"	***TTF4AL-3FT***	**$73.80**
4"	4"	***TTF4AL-4FT***	**73.55**



TTMA flange x female NPT

Slip-on

TTMA flange x socket weld

TTMA Flange	Pipe Size	Aluminum Part #	Price/E
4"	4"	***TTF400SP***	**$67.00**



TTMA flange x socket weld

TTMA Flange Extensions



TETF4AL



TETFG4AL

Flange extensions are used on load arms to connect the API load coupler to the load arm.

- adds a 6" space between the load arm and the tank truck
- Flange extension with groove provides a specified parting point to prevent excessive damage to the loading arm.

Size	Description	*Aluminum* Part #	Price/E
4"	TTMA flange extension	***TETF4AL***	**$127.00**
4"	TTMA flange extension with groove	***TETFG4AL***	**132.00**

Dixon Adapters and Couplers x Round Tank Truck Flange



adapter x round tank truck flange

- Pressure rating is based on the seal of the mating part. See ratings on page 16.
- See page 661 for flange drilling standards.
- aluminum flanges have a flat face, stainless flanges have a raised face

adapter x round tank truck flange

Size	*Aluminum* Part #	Price/E	*316 Stainless Steel* Part #	Price/E
3"	***300-ALT-AL***	**$74.20**	***300-ALT-SS*** [1]	**$472.50**
3" x 4"	***3040ALTAL***	**106.50**	**---**	**---**
4"	***400-ALT-AL***	**84.70**	***400-ALT-SS*** [1]	**750.00**
6"	***600-ALT-AL***	**231.60**	**---**	**---**

[1] Parts are produced as a welded fabrication.



coupler x round tank truck flange

- Couplers are supplied standard with a Buna-N gasket, other gasket types are available on pages 65-66.

coupler x round tank truck flange

Size	*Aluminum* Part #	Price/E
3"	***300-DLT-AL***	**$137.80**
3" x 4"	***3040DLTAL***	**154.00**
4"	***400-DLT-AL***	**156.90**
6"	***600-DLT-AL***	**332.80**

Dixon 22½° Adapters and Couplers x Round Tank Truck Flange



22½° adapter x round flange

- Pressure rating is based on the seal of the mating part. See ratings on page 16.

22½° adapter x round tank truck flange

Size	*Aluminum* Part #	Price/E
4"	***40022ALTAL***	**$186.30**



22½° coupler x round flange

- Couplers are supplied standard with a Buna-N gasket, other gasket types are available on pages 65-66.

22½° coupler x round tank truck flange

Size	*Aluminum* Part #	Price/E
4"	***40022DLTAL***	**$153.60**

Round Tank Truck Flange Gaskets (TTMA)



Size	OD	ID	THK	Material	Part #	Price/E
3"	5-5/8"	3-1/2"	1/8"	*Cork / Buna*	***300GTTFCB***	**$3.40**
3"	5-5/8"	3-1/2"	1/16"	*PTFE envelope with Klinger filler*	***300GTTFTK***	**15.10**
3"	5-5/8"	3-1/2"	1/8"	*Klingersil® C-4401*	***300GTTFK***	**9.35**
3"	5-7/8"	3-1/2"	1/4"	*PTFE with fiber core*	***40321TF***	**21.30**
4"	6-5/8"	4-9/16"	1/8"	*Cork / Buna*	***400GTTFCB***	**4.40**
4"	6-5/8"	4-9/16"	1/16"	*PTFE envelope with Klinger filler*	***400GTTFTK***	**20.75**
4"	6-5/8"	4-9/16"	1/8"	*Klingersil® C-4401*	***400GTTFK***	**17.80**
4"	6-7/8"	4-9/16"	1/4"	*PTFE with fiber core*	***40322TF***	**25.60**

Dixon Vapor Recovery Couplers

- Not intended for liquid service, for vapor recovery *only*. SAFETY ALERT
- cast aluminum body
- bronze arms with stainless steel pins
- plated carbon steel finger rings
- Buna-N gasket

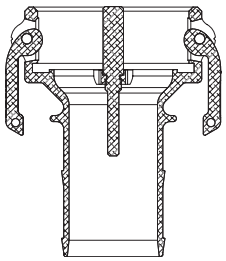



coupler with probe x hose shank

Coupler Size	Hose Shank Size	*Aluminum* Part #	Price/E
4"	3"	***4030-CVR-AL***	**$129.10**
4"	4"	***400-CVR-AL***	**137.00**

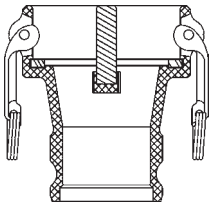



coupler with probe x adapter

Coupler Size	Adapter Size	*Aluminum* Part #	Price/E
4"	3"	***4030-DAVR-AL***	**$138.90**

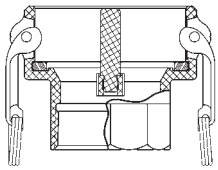



coupler with probe x female NPT

Coupler Size	Female NPT Size	*Aluminum* Part #	Price/E
4"	3"	***4030-DVR-AL***	**$144.00**
4"	4"	***400-DVR-AL***	**147.00**

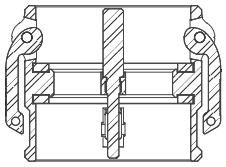



coupler with probe x coupler with probe

Coupler Size	Coupler Size	*Aluminum* Part #	Price/E
4"	4"	***400-DDVR-AL***	**$157.10**

Dixon Bayco Vapor Recovery Couplers

- Not intended for liquid service, for vapor recovery *only*. SAFETY ALERT
- *The Dixon replacement handle assemblies will not work on these fittings*.
- for use with 3" vapor hose
- cast aluminum body, bronze arms with stainless steel pins and finger rings
- Buna-N gasket

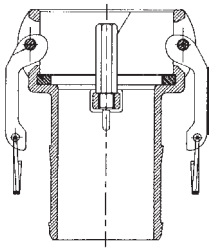



coupler with probe x hose shank

Coupler Size	Hose Shank Size	*Aluminum* Part #	Price/E
3"	3"	***VRC3000AL***	**$135.75**

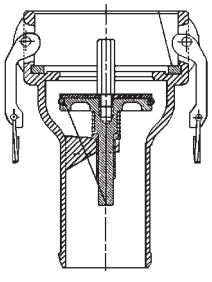

- The VR4030CS-AL has a Viton® O-ring poppet seal.



coupler with poppet and probe x hose shank

Coupler Size	Hose Shank Size	*Aluminum* Part #	Price/E
4"	3"	***VR4030CS-AL***[1]	**$200.95**

[1] The VR4030CS-AL will interchange with all competitor vapor valves *except* Civacon #633LVH (special bulb design). SAFETY ALERT

Strap-Grip Saddles and Fittings



- Strap-Grip is designed to provide greater resistance to end pull than conventional band clamps alone.
- Only the fittings shown below are designed for use with Strap-Grip Saddles.
- Saddles are sold in pairs and designed for use with 3/4" or 5/8" wide bands.
- Bands must be purchased separately.
- Band clamps should first be applied to the OD to seal the hose. Then Strap-Grip saddles should be banded over the initial clamp to anchor the fitting in the hose.

saddles only



saddles

Size	Hose OD from	Hose OD to	*Plated Iron* Part #	*Plated Iron* Price/E [1]
1½"	1-13/16"	2-1/8"	***SGS150***	**$14.00**
2"	2-5/8"	3"	***SGS200***	**16.50**
3"	3-1/2"	3-7/8"	***SGS300***	**21.00**
4"	4-9/16"	5-1/8"	***SGS400***	**23.70**
6"	6-1/2"	7-1/16"	***SGS600***	**42.00**
8" [2]	8-5/8"	9-3/8"	***SGS800***	**45.00**

[1] prices are for two saddles
[2] item will be discontinued as inventory is depleted

male NPT x hose shank



male NPT x hose shank

Size	*Schedule 40 Plated Carbon Steel* Part #	*Schedule 40 Plated Carbon Steel* Price/E	*Schedule 40 Stainless Steel* Part #	*Schedule 40 Stainless Steel* Price/E	*Schedule 80* [1] *Plated Carbon Steel* Part #	*Schedule 80* [1] *Plated Carbon Steel* Price/E
1½"	***LP21***	**$60.00**	**---**	**---**	***LP21-80***	**$69.00**
2"	***LP26***	**53.20**	**---**	**---**	***LP26-80***	**71.85**
3"	***LP36***	**125.00**	***RLP36*** [2]	**$221.40**	**---**	**---**
4"	***LP46***	**164.00**	***RLP46*** [2]	**375.00**	**---**	**---**
6"	***LP66***	**340.00**	**---**	**---**	**---**	**---**

[1] Schedule 80 stems meet NFPA 58
[2] tubular steel

Boss-Lock type C coupler x hose shank



female coupler x hose shank

Size	*316 Stainless* Part #	*316 Stainless* Price/E
1"	***RC100CEZ***	**$120.20**
1½"	***RC150CEZ***	**148.20**
2" [1]	***RC200CEZ***	**152.25**
3" [1]	***RC300CEZ***	**251.00**

[1] items will be discontinued as inventory is depleted

type E adapter x hose shank



male adapter x hose shank

Size	*316 Stainless* Part #	*316 Stainless* Price/E
2"	***RE200C***	**$96.00**
3"	***RE300C***	**190.00**

Dixon Butt Weld to Tube Cam and Groove

- 316 stainless steel investment casting
- designed to be butt welded to standard sanitary tubing

adapter x butt weld to tube end

Size	*316 Stainless Steel* Part #	Price/E
1"	***RE100BT***	**$130.00**
1½"	***RE150BT***	**143.00**
2"	***RE200BT***	**158.00**
3"	***RE300BT***	**357.00**



Boss-Lock coupler x butt weld to tube end

Size	*316 Stainless Steel* Part #	Price/E
1"	***RC100BT***	**$210.00**
1½"	***RC150BT***	**243.00**
2"	***RC200BT***	**280.00**
3"	***RC300BT***	**441.00**



Dixon Adapters for Welding

- not all configurations are stocked
- Line drawings are for reference only. Consult the factory for specific dimensions.
- Final weld preparation, as with all weld fittings, is the responsibility of the welder.

SAFETY ALERT

socket weld to schedule 40 pipe

Size	Bore	*Aluminum* Part #	Price/E	*316 Stainless Steel* Part #	Price/E
¾"	1.065	**---**	**---**	***75AWSPSS***	**$104.20**
1"	1.330	**---**	**---**	***100AWSPSS***	**97.95**
1½"	1.915	***150AWSPAL***	**$60.00**	***150AWSPSS***	**117.00**
2"	2.390	***200AWSPAL***	**46.35**	***200AWSPSS***	**110.00**
3"	3.530	***300AWSPAL***	**58.60**	***300AWSPSS***	**196.35**
4"	4.530	***400AWSPAL***	**80.85**	***400AWSPSS***	**294.00**
5"	5.593	***500AWSPAL***	**123.75**	***500AWSPSS***	**450.00**
6"	6.655	***600AWSPAL***	**135.00**	***600AWSPSS***	**474.50**
8" DIX	8.711	***800AWSPAL*** [1]	**474.00**	**---**	**---**
8" BL	8.711	***801AWSPAL*** [1]	**453.00**	**---**	**---**

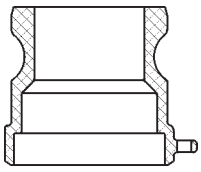

butt weld to schedule 40 pipe / socket weld to nominal OD tubing

Size	Bore	*Aluminum* Part #	Price/E	*316 Stainless Steel* Part #	Price/E
¾"	.765	**---**	**---**	***75AWBPSTSS***	**$104.20**
1"	1.015	**---**	**---**	***100AWBPSTSS***	**97.95**
1½"	1.515	***150AWBPSTAL***	**$52.60**	***150AWBPSTSS***	**117.00**
2"	2.015	***200AWBPSTAL***	**39.15**	***200AWBPSTSS***	**110.00**
3"	3.015	***300AWBPSTAL***	**57.70**	***300AWBPSTSS***	**196.35**
4"	4.015	***400AWBPSTAL***	**80.00**	***400AWBPSTSS***	**294.00**
5"	5.015	***500AWBPSTAL***	**122.50**	***500AWBPSTSS***	**450.00**
6"	6.020	***600AWBPSTAL***	**139.10**	***600AWBPSTSS***	**474.00**
8" BL	8.035	***801AWBPSTAL*** [1]	**440.00**	**---**	**---**

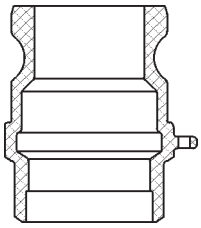

[1] Dixon and Boss-Lock cam and groove couplings *do not interchange in the 8" size*.

SAFETY ALERT

Dixon Couplers for Welding

- not all configurations are stocked
- Boss-Lock versions are also available. Consult the factory for pricing and availability.
- Line drawings are for reference only. Consult the factory for specific dimensions.
- Final weld preparation, as with all weld fittings, is the responsibility of the welder.

SAFETY ALERT

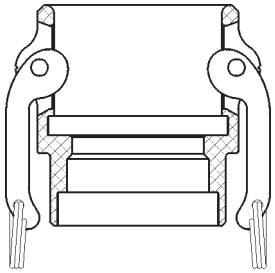

socket weld to schedule 40 pipe

Size	Bore	*Aluminum* Part #	*Aluminum* Price/E	*316 Stainless Steel* Part #	*316 Stainless Steel* Price/E
¾"	1.065	---	---	***75DWSPSS***	**$148.75**
1"	1.330	***100DWSPAL***	**$0**	***100DWSPSS***	**126.20**
1½"	1.915	***150DWSPAL***	**61.80**	***150DWSPSS***	**153.00**
2"	2.390	***200DWSPAL***	**74.25**	***200DWSPSS***	**162.25**
3"	3.530	***300DWSPAL***	**75.10**	***300DWSPSS***	**268.80**
4"	4.530	***400DWSPAL***	**95.50**	***400DWSPSS***	**351.00**
5"	5.593	***500DWSPAL***	**219.40**	***500DWSPSS***	**691.00**
6"	6.655	***600DWSPAL***	**236.90**	***600DWSPSS***	**772.50**
8"	8.711	***800DWSPAL*** [1]	**990.00**	---	---

[1] Dixon and Boss-Lock cam and groove couplings *do not interchange in the 8" size*. The 8" Dixon design has 4 cam arms.

SAFETY ALERT

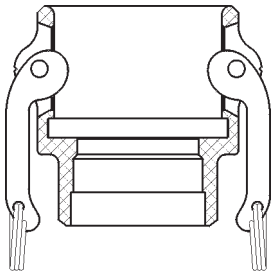

butt weld to schedule 40 pipe / socket weld to nominal OD tubing

Size	Bore	*Aluminum* Part #	*Aluminum* Price/E	*316 Stainless Steel* Part #	*316 Stainless Steel* Price/E
¾"	.765	---	---	***75DWBPSTSS***	**$125.90**
1"	1.015	---	---	***100DWBPSTSS***	**126.20**
1½"	1.515	***150DWBPSTAL***	**$61.80**	***150DWBPSTSS***	**153.00**
2"	2.015	***200DWBPSTAL***	**57.70**	***200DWBPSTSS***	**162.25**
3"	3.015	***300DWBPSTAL***	**69.80**	***300DWBPSTSS***	**268.80**
4"	4.015	***400DWBPSTAL***	**93.90**	***400DWBPSTSS***	**367.10**
5"	5.015	***500DWBPSTAL***	**172.00**	---	---
6"	6.020	***600DWBPSTAL***	**236.90**	---	---

EZ Boss-Lock Couplers for Welding

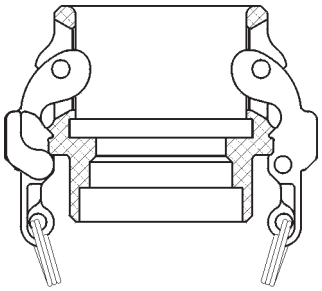

socket weld to schedule 40 pipe

Size	Bore	*316 Stainless Steel* Part #	*316 Stainless Steel* Price/E
¾"	1.065	***RDWSP075EZ***	**$214.25**
1"	1.330	***RDWSP100EZ***	**199.80**
1½"	1.915	***RDWSP150EZ***	**208.00**
2"	2.390	***RDWSP200EZ***	**215.30**
3"	3.530	***RDWSP300EZ***	**299.00**
4"	4.530	***RDWSP400EZ***	**356.00**
6"	6.655	***RDWSP600EZ***	**695.75**

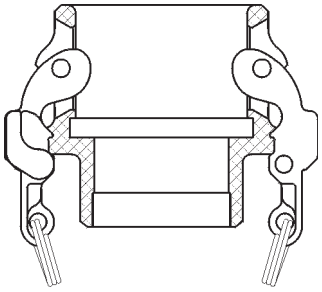

butt weld to schedule 40 pipe / socket weld to nominal OD tubing

Size	Bore	*316 Stainless Steel* Part #	*316 Stainless Steel* Price/E
¾"	.765	***RDWBPST075EZ***	**$153.40**
1"	1.015	***RDWBPST100EZ***	**159.65**
1½"	1.515	***RDWBPST150EZ***	**221.45**
2"	2.015	***RDWBPST200EZ***	**227.00**
3"	3.015	***RDWBPST300EZ***	**307.00**
4"	4.015	***RDWBPST400EZ***	**380.00**
6"	6.020	***RDWBPST600EZ***	**554.00**

Hastelloy Adapters

- fittings are Hastelloy type CW-6M-C276
- couplers supplied with Viton® gaskets
- cam arms are 316 stainless steel
- pins are 302 stainless steel
- rings are yellow zinc plated 12 gauge steel wire



male adapter
x female NPT

Type A

Size	Part #	Price/E
1"	***100-A-HA***	**$290.00**
1½"	***150-A-HA***	**351.50**
2"	***200-A-HA***	**396.55**



male adapter
x male NPT

Type F

Size	Part #	Price/E
1"	***100-F-HA***	**$235.00**
1½"	***150-F-HA***	**505.00**
2"	***200-F-HA***	**610.00**



male adapter
x hose shank

Type E

Size	Part #	Price/E
1"	***100-E-HA***	**$271.90**
1½"	***150-E-HA***	**345.00**
2"	***200-E-HA***	**424.00**

Hastelloy Couplers



female coupler
x hose shank

Type C

Size	Part #	Price/E
1"	***HAC100EZ***	**$460.00**
1½"	***HAC150EZ***	**540.00**
2"	***HAC200EZ***	**611.00**



female coupler
x female NPT

Type D

Size	Part #	Price/E
1"	***HAD100EZ***	**$492.00**
1½"	***HAD150EZ***	**615.00**
2"	***HAD200EZ***	**632.60**



female coupler
x male NPT

Type B

Size	Part #	Price/E
1"	***HAB100EZ***	**$420.40**
1½"	***HAB150EZ***	**525.40**
2"	***HAB200EZ***	**568.30**

Dixon Standard Handle Assemblies

- Stainless steel pins are standard with all assemblies.
- roll pins are 302 stainless and solid pins are 303 stainless
- Pull rings are standard on sizes 1¼" thru 6". Pull rings are optional on other sizes.





Coupler Size	Description	*Brass*		*316 Sintered Stainless Steel*		*316 Investment Stainless Steel*	
		Part #	Price/E	Part #	Price/E	Part #	Price/E
½"	cam arm and pin	---	---	***50-HP-SP***	**$3.90**	---	---
¾"	cam arm and pin	---	---	***75-HP-SP***	**3.95**	---	---
1"	cam arm and pin	---	---	***100-HP-SP***	**4.90**	---	---
1¼" - 2½"	cam arm, ring and pin	***200-HRP-BR***	**$8.20**	***200-HRP-SP***	**6.40**	---	---
2"	cam arm, ring and pin	---	---	---	---	***200-HSCRP-SI***	**$11.00**
3"	cam arm, ring and pin	---	---	---	---	***300-HSCRP-SI***	**15.00**
3" - 5"	cam arm, ring and pin	***300-HRP-BR***	**9.15**	***300-HRP-SP***	**7.55**	---	---
6"	cam arm, ring and pin	***600-HRP-BR***	**37.35**	---	---	***600-HRP-SI***	**55.75**
8"	cam arm and pin for new coupler design	***800-HNP-BR***	**69.50**	---		---	

Locking Handle for Dixon Dust Caps



- not supplied with pins

Coupler Size	Hole Diameter	*Brass*	
		Part #	Price/E
2"	9/32"	***200-LH-BR***	**$18.75**
3"	5/16"	***300-LH-BR***	**21.00**
4"	3/8"	***400-LH-BR***	**24.70**

Paddle Handle for Dixon Couplings



- not supplied with pins

Coupler Size	*Brass*	
	Part #	Price/E
3" and 4"	***300H-PADBR***	**$31.35**



Coupler Size	*316 Investment Cast Stainless Steel*	
	Part #	Price/E
3" and 4"	***300H-PADSS***	**$29.75**

Boss-Lock Standard Handle Assemblies



assembly includes cam arm, pin and pull ring safety clip

Coupler Size	*Brass*		*316 Investment Cast Stainless Steel*		*Plated Iron*	
	Part #	Price/E	Part #	Price/E	Part #	Price/E
¾" - 1"	***BHSC175***	**$12.50**	***RHSC175***	**$15.95**	---	---
1¼" - 2½"	***BHSC152***	**12.25**	***RHSC152***	**19.40**	***IHSC152***	**$10.00**
3" and 4"	***BHSC34***	**14.90**	***RHSC34***	**29.00**	***IHSC34***	**10.25**



assembly includes cam arm, pin and pull ring

Coupler Size	*Brass*		*Plated Iron*	
	Part #	Price/E	Part #	Price/E
6" and 8"	***BH6***	**$42.60**	***IH6***	**$33.40**

EZ Boss-Lock Handles

- investment cast stainless steel cam arm and lever
- 316 stainless steel spring
- stainless steel pin, washer, plated carbon steel pull ring



Coupler Size	*316 Stainless Steel* Part #	Price/E
¾" - 1"	***RHEZ175***	**$21.40**
1¼" - 2½"	***RHEZ152***	**24.70**
3" and 4"	***RHEZ34***	**38.50**
6" and 8"	***RHEZ6***	**62.40**

SAFETY ALERT *Under no circumstances should the EZ Boss-Lock cam arms be used on any fitting not specifically produced for their use.* The aluminum, brass and iron are made from sand castings. To ensure proper functioning of the EZ Boss-Lock cam arm assemblies, we sort the castings to ensure there is sufficient length and orientation on the lugs on the main casting to engage the lever. We also buff or grind the rougher sand cast surface to ensure that the lever will move freely. *The EZ Boss-Lock cam arms cannot be retrofitted onto existing aluminum, brass or plated iron Boss-Lock already in service.*

Bayco Replacement Handle Assemblies

for Bayco couplers only

- brass cam arm
- carbon steel ring
- stainless steel pin



Coupler Size	Part #	Price/E
1¼" - 2½"	***CARP12BZ***	**$10.20**
3" - 5"	***CARP34BZ***	**12.15**
6"	***CARP60BZ***	**49.00**
8"	***CARP80BZ***	**93.00**

Pull Ring Safety Clips for Boss-Lock Couplings



Coupler Size	*Carbon Steel* Part #	Price/E	*316 Stainless Steel* Part #	Price/E
¾" - 1"	**---**	**---**	***100PRSCSS***	**$2.50**
1¼" - 2½"	***200PRSCCS***	**$1.75**	***200PRSCSS***	**2.50**
3" and 4"	***300PRSCCS***	**1.85**	***300PRSCSS***	**2.75**

Stainless Steel Pull Ring



304 Stainless Steel Part #	Price/E
R200SS	**$1.50**

Clips and Lanyards for Boss-Lock Couplings

- carbon steel clip
- nylon lanyard



Coupler Size	Part #	Price/E
¾" - 1"	***ACL4***	**$2.90**
1¼" - 4"	***ACL2***	**2.80**

- carbon steel clip
- no lanyard supplied with this clip



Coupler Size	Part #	Price/E
6"	***ACL3***	**$6.00**

Carbon Steel Clip Assembly



- for use with Boss-Lock couplings
- includes a pull ring, chain and AC3 clip

Part #	Price/E
BLCA152CS	**$8.00**

Clip for Boss-Lock Couplings



- .072 stainless steel wire

Stainless Steel Part #	Price/E
AC7	**$2.10**

Lanyard for Boss-Lock Couplings



- breaking strength: 160 lbs.
- overall length: 7" eye to eye

304 Stainless Part #	Price/E
LR7	**$7.75**

Jack Chains with S-Hooks



Length	Material	Part #	Price/E	Opt Qty
6"	brass	***CH-B-6***	**$6.90**	10
12"	brass	***CH-B-12***	**8.10**	10
24"	brass	***CH-B-24***	**18.90**	--
12"	carbon steel	***CH-C-12***	**7.50**	10
6"	stainless	***CH-SS-6***	**7.60**	10
12"	stainless	***CH-SS-12***	**11.55**	10
24"	stainless	***CH-SS-24***	**18.60**	10

Sash Chains with Pull Rings



- brass chain, plated steel pull ring

Length	Part #	Price/E
4½"	***J125***	**$6.50**
6½"	***J150***	**8.60**
8½"	***J300***	**11.60**
12¾"	***J500***	**16.90**

PVC Coated Lanyards



- PVC coated carbon steel with aluminum crimp sleeves
- one end factory crimped, one end uncrimped for field installation

Length	Part #	Price/E
15"	***CAL15***	**$7.00**
25"	***CAL25***	**8.45**

Cam and Groove Gaskets

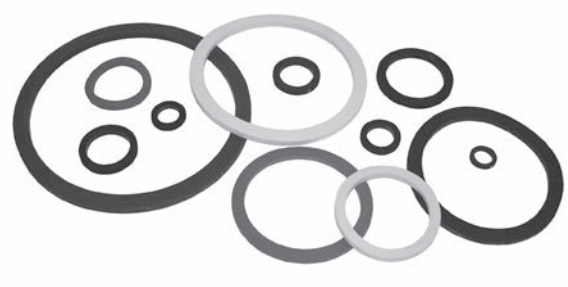

- White neoprene and white Buna-N gaskets all contain FDA approved materials.

Size	*Buna-N*		*Viton®-A*		*extra thick Buna-N*		*Ethylene Propylene*	
	Part #	Price	Part #	Price	Part #	Price	Part #	Price
½"	***50-G-BU***	**$1.10**	***50-G-VI***	**$4.90**	**---**	**--**	**---**	**--**
¾"	***75-G-BU***	**1.10**	***75-G-VI***	**5.80**	**---**	**--**	***75-G-EPR***	**$1.90**
1"	***100-G-BU***	**1.10**	***100-G-VI***	**8.50**	***100GTHK***	**$1.50**	***100-G-EPR***	**1.95**
1¼"	***125-G-BU***	**1.10**	***125-G-VI***	**12.10**	***125GTHK***	**2.00**	***125-G-EPR***	**2.10**
1½"	***150-G-BU***	**1.25**	***150-G-VI***	**11.95**	***150GTHK***	**2.00**	***150-G-EPR***	**2.05**
2"	***200-G-BU***	**1.15**	***200-G-VI***	**16.90**	***200GTHK***	**2.00**	***200-G-EPR***	**2.20**
2½"	***250-G-BU***	**1.30**	***250-G-VI***	**20.90**	***250GTHK***	**2.55**	***250-G-EPR***	**2.45**
3"	***300-G-BU***	**1.35**	***300-G-VI***	**20.80**	***300GTHK***	**2.45**	***300-G-EPR***	**2.50**
4"	***400-G-BU***	**1.85**	***400-G-VI***	**34.80**	***400GTHK***	**3.10**	***400-G-EPR***	**3.40**
5"	***500-G-BU***	**3.40**	***500-G-VI***	**76.40**	**---**	**--**	**---**	**--**
6"	***600-G-BU***	**4.95**	***600-G-VI***	**69.40**	**---**	**--**	**---**	**--**
8"	***800-G-BU***	**21.40**	***800-G-VI***	**119.00**	**---**	**--**	**---**	**--**

Size	*Neoprene*		*white Neoprene*		*white Buna-N*		*Silicone*	
	Part #	Price	Part #	Price	Part #	Price	Part #	Price
½"	**---**	**--**	**---**	**--**	**---**	**--**	**---**	**--**
¾"	***75-G-NE***	**$1.90**	**---**	**--**	**---**	**--**	**---**	**--**
1"	***100-G-NE***	**2.00**	**---**	**--**	**---**	**--**	**---**	**--**
1¼"	***125-G-NE***	**2.15**	**---**	**--**	**---**	**--**	**---**	**--**
1½"	***150-G-NE***	**2.10**	***150-G-WNE***	**$4.50**	**---**	**--**	***150-G-SIL***	**$3.55**
2"	***200-G-NE***	**2.30**	***200-G-WNE***	**6.40**	**---**	**--**	***200-G-SIL***	**3.80**
2½"	***250-G-NE***	**3.15**	**---**	**--**	**---**	**--**	**---**	**--**
3"	***300-G-NE***	**3.70**	***300-G-WNE***	**9.00**	***300-G-WB***	**$8.95**	***300-G-SIL***	**8.35**
4"	***400-G-NE***	**4.50**	***400-G-WNE***	**9.35**	***400-G-WB***	**9.20**	***400-G-SIL***	**9.55**
5"	**---**	**--**	***500-G-WNE***	**18.80**	**---**	**--**	**---**	**--**
6"	**---**	**--**	***600-G-WNE***	**14.00**	**---**	**--**	**---**	**--**
8"	**---**	**--**	**---**	**--**	**---**	**--**	**---**	**--**

Cam and Groove Fuel Gaskets

Size	Part #	Material	Price
1½"	***150-G-BF***	Buna	**$1.90**
2"	***200-G-BF***	Buna	**2.20**
3"	***300-G-BF***	Buna	**2.55**
4"	***400-G-BF***	Buna	**3.50**
4"	***400GTHKBF***	extra thick Buna-N	**6.10**

New



PTFE Cam and Groove Gaskets

The torque (force) required to close the handles on a pair of cam and groove fittings will vary according to the gasket chosen. Due to the nature of the PTFE material, the various PTFE gasket designs will require the most torque, increasing as you go from envelope to encapsulated, and finally, accordion.

- PTFE white Buna filler (TFWB) and PTFE encapsulated silicone (TES) all contain FDA approved materials.
- PTFE accordion gaskets (TFACC) are recommended for use with viscous (thick) fluids only.
- Encapsulated gasket pressure ratings are reduced to **125 PSI** for ¾" - 4" at ambient temperature (**70°F**)
- PTFE encapsulated Viton® (TEV) gaskets - maximum operating temperature **200°F**
- PTFE encapsulated silicone gaskets (TES) gaskets - maximum operating temperature **225°F**
- *Maximum operating temperatures for specific chemicals may be lower*. Contact Dixon for specific recommendations.

SAFETY ALERT

Envelope



envelope

Size	PTFE with Buna filler		PTFE with Viton® filler		PTFE with white Buna filler		PTFE with Ethylene Propylene filler	
	Part #	Price	Part #	Price	Part #	Price	Part #	Price
½"	***50-G-TF***	**$7.70**	***50-G-TF-VI***	**$10.30**	**---**	**--**	**---**	**--**
¾"	***75-G-TF***	**7.80**	***75-G-TF-VI***	**17.75**	**---**	**--**	**---**	**--**
1"	***100-G-TF***	**9.40**	***100GTFVI***	**20.00**	**---**	**--**	**---**	**--**
1¼"	***125-G-TF***	**10.30**	***125GTFVI***	**29.20**	**---**	**--**	**---**	**--**
1½"	***150-G-TF***	**12.30**	***150GTFVI***	**24.00**	**---**	**--**	***150GTFEP***	**$15.50**
2"	***200-G-TF***	**14.50**	***200GTFVI***	**29.60**	***200GTFWB***	**$15.15**	***200GTFEP***	**16.50**
2½"	***250-G-TF***	**24.50**	***250GTFVI***	**46.45**	**---**	**--**	**---**	**--**
3"	***300-G-TF***	**18.70**	***300GTFVI***	**41.50**	***300GTFWB***	**20.70**	***300GTFEP***	**20.40**
4"	***400-G-TF***	**30.00**	***400GTFVI***	**65.40**	***400GTFWB***	**39.30**	**---**	**--**
5"	**---**	**--**	**---**	**--**	***500GTFWB***	**70.00**	**---**	**--**
6"	***600-G-TF***	**75.40**	***600GTFVI***	**120.00**	**---**	**--**	**---**	**--**

Encapsulated



encapsulated

Size	FEP encapsulated silicone		FEP encapsulated Viton®	
	Part #	Price	Part #	Price
½"	**---**	**--**	**---**	**--**
¾"	***75-G-TES***	**$33.00**	***75-G-TEV***	**$50.00**
1"	***100-G-TES***	**33.00**	***100-G-TEV***	**49.60**
1¼"	***125-G-TES***	**37.75**	***125-G-TEV***	**55.00**
1½"	***150-G-TES***	**38.30**	***150-G-TEV***	**59.00**
2"	***200-G-TES***	**40.00**	***200-G-TEV***	**60.60**
2½"	***250-G-TES***	**48.20**	***250-G-TEV***	**76.95**
3"	***300-G-TES***	**55.00**	***300-G-TEV***	**83.50**
4"	***400-G-TES***	**74.00**	***400-G-TEV***	**121.00**
5"	**---**	**--**	**---**	**--**
6"	**---**	**--**	**---**	**--**

Accordion

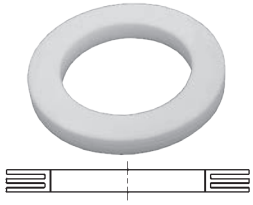

accordion

Size	PTFE accordion	
	Part #	Price
½"	**---**	**--**
¾"	***75GTFACC***	**$14.80**
1"	***100GTFACC***	**15.70**
1¼"	***125GTFACC***	**20.90**
1½"	***150GTFACC***	**19.00**
2"	***200GTFACC***	**22.00**
2½"	**---**	**--**
3"	***300GTFACC***	**48.00**
4"	**---**	**--**
5"	**---**	**--**
6"	**---**	**--**

Dixon Cam and Groove Gasket Dimensions

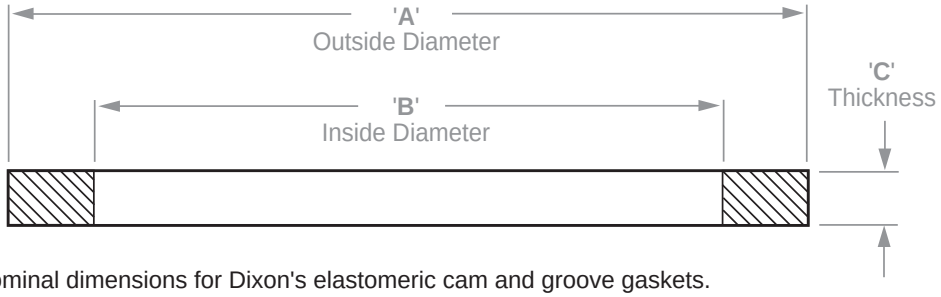

- The following are the nominal dimensions for Dixon's elastomeric cam and groove gaskets.
- The ID's of the PTFE envelope gaskets and the PTFE accordion gaskets are *1/16" smaller than* the ID's for the elastomeric gaskets shown below.
- Thickness of PTFE accordion gaskets may vary from chart below.

Size	Part #	'A'	'B'	'C'
½"	***50-G*** [1]	1-1/32"	11/16"	.156"
¾"	***75-G***	1-3/8"	7/8"	.218"
1"	***100-G***	1-9/16"	1-1/16"	.250"
1¼"	***125-G***	1-15/16"	1-23/64"	.250"
1½"	***150-G***	2-3/16"	1-5/8"	.250"
2"	***200-G***	2-5/8"	2"	.250"
2½"	***250-G***	3-1/8"	2-3/8"	.250"
3"	***300-G***	3-23/32"	3"	.250"
4"	***400-G***	4-7/8"	4"	.250"
5"	***500-G***	5-15/16"	4-7/8"	.250"
6"	***600-G***	7-1/16"	6"	.250"
8"	***800-G*** [1]	9-5/16"	8-1/8"	.343"

[1] No interchange standard exists for the ½" and 8" fittings. Generally, these sizes do not interchange with other manufacturer's products. As such, the gaskets in these sizes are not suitable for use in other manufacturers' couplings. SAFETY ALERT

Dixon Cam and Groove Gasket Color Codes

Gasket Code	Gasket Material	Material Color	Color code stripes (*appear on the OD of the gasket or filler*)
-BU	Buna-N (*standard in all metal fittings*)	black	1 blue
-BF	Buna (*formulated for fuel service*)	black	1 green
-VI	Viton®	black	1 yellow
-THK	Extra Thick Buna	black	2 blue
-EPR	Ethylene Proplylene	black	1 white
-NE	Neoprene	black	1 red
-WNE	White Neoprene, *FDA approved material*	white	none
-WB	White Buna N, *FDA approved material*	white	blue
-SIL	Silicone	red	none
-TF	PTFE (TFE) Envelope with Buna-N filler	white / black	1 blue
TFVI	PTFE (TFE) Envelope with Viton® filler	white / black	1 yellow
TFWB	PTFE (TFE) Envelope with White Buna-N filler, *FDA approved materials*	white / white	blue
TFEP	PTFE (TFE) Envelope with Ethylene Propylene filler	white / black	1 white stripe
-TES	PTFE (FEP) Encapsulated Silicone core, *FDA approved materials*	translucent / red	none
-TEV	PTFE (FEP) Encapsulated Viton® core	translucent / black	none
TFACC	PTFE (TFE) Accordion, *FDA approved materials*	white	none

SAFETY ALERT

Since other manufacturer's coding systems vary,
this chart should not be used as a reference in identifying gaskets of unknown origin.

Safety Break-away Couplings - Breaking Bolt Series

Industrial Version

The breaking bolt industrial breakaway coupling is designed to minimize spillage and damage associated with drive away and pull away incidents



Size	Width	Length	Weight in Lbs. stainless	Weight in Lbs. aluminum	Flow Rate/ GPM
2"	4.5"	7"	5	3	**200**
3"	6.8"	11"	18	8	**650**
4"	8.3"	12"	34	14	**800**
5"	10.6"	14"	71	27	**1100**
6"	12"	16"	101	35	**1500**
8"	13.5"	17.7"	157	66	**3700**



- **designed to be installed between a fixed point (pipe, pump, manifold) and a hose**
- coupling automatically senses an excessive load, closes the valves and disconnects
- high flow rate / low pressure drop
- female NPT is standard, optional ANSI / DIN flanges or male NPT are available
- stainless steel or aluminum
- working pressure: stainless steel **360 PSI** and aluminum **230 PSI** at ambient temperature (70°F)
- Viton® is standard seal

Size	DN	*Stainless Steel* Part #	*Stainless Steel* Price/E	*Aluminum* Part #	*Aluminum* Price/E
2"	50	***SBC200SS***	**$3667.85**	***SBC200AL***	**$1711.90**
3"	80	***SBC300SS***	**6484.90**	***SBC300AL***	**3324.85**
4"	100	***SBC400SS***	**9960.10**	***SBC400AL***	**5085.10**
5"	125	***SBC500SS***	**0**	***SBC500AL***	**0**
6"	150	***SBC600SS***	**33608.90**	***SBC600AL***	**24709.70**
8"	200	***SBC800SSFL*** [1]	**0**	**---**	**---**

[1] 150# ASA flange

Marine Version

The breaking bolt marine version break-away coupling is designed to minimize spillage and damage associated with pull-away incidents.



Size	Width	Length	Weight in Lbs.	Flow Rate/ GPM
2"	4.5"	7"	5.7	**200**
3"	6.8"	11"	18.8	**650**
4"	8.3"	12"	34.1	**800**
5"	10.6"	14"	71	**1100**
6"	12"	16"	101	**1500**
8"	13.5"	17.7"	157	**3700**



- **designed to be installed within a hose string where the coupling will have a length of hose attached to both sides**
- typical applications include: ship-to-offshore platform and ship-to-ship product transfer operations
- coupling automatically senses an excessive load, closes the valves and disconnects
- release is executed when force causes bolts to break
- female NPT is standard, optional ANSI / DIN flanges or male NPT are available
- working pressure: **360 PSI** at ambient temperature (70°F)
- 316T1 stainless steel body with Viton® O-rings

Size	DN	*Stainless Steel* Part #	*Stainless Steel* Price/E
2"	50	***MSBC200SS***	**$4400.20**
3"	80	***MSBC300SS***	**7781.65**
4"	100	***MSBC400SS***	**11958.30**
5"	125	***MSBC500SS***	**0**
6"	150	***MSBC600SS***	**36966.70**
6"	150	***MSBC600SSFL*** [1]	**38693.00**
8"	200	***MSBC800SSFL*** [1]	**0**

[1] 150# ASA flange

How it Works

Safety break-away couplings have three external break bolts. In the case of axial tension all of the bolts take up the force corresponding to the break force on the hose with a safety margin. Non-axial forces concentrate the tension forces more strongly on one bolt, so that the safety break-away coupling reacts in a natural way to the reduction of the hose break forces.

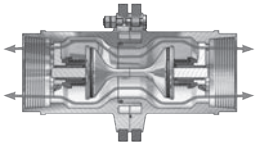

BEFORE emergency disconnect

The safety break-away valve consists of two halves, each with a valve that has an O-ring seal.



AFTER emergency disconnect

When the safety break-away couplings separate, it allows the valves to close. The two valves close rapidly, minimizing exposure to personnel and the environment.

Optional Non-Closure Design

The non-closure design is an economical alternative which allows the coupling to break away due to pull-away/drive-away incidents thus protecting piping systems and equipment. This design allows spillage of product in these instances due to the lack of valving in the coupling.

Useful in applications where non-hazardous product is being conveyed and where there are no environmental concerns. Available in both Industrial and Marine versions. Consult the factory for more information.

Dry Disconnect Couplings

Dry disconnect couplings are designed for the quick and spill free connection and disconnection of hoses and pipelines when transferring expensive hazardous product that is costly to clean up, reprocess or dispose of. Dry disconnects are used by producers of ink, adhesives, fatty acids, pharmaceuticals, liquid soaps, petroleum, chemicals, agricultural and a wide variety of common caustic and specialty acids.



- Easy to handle - push and turn - free flow, turn and pull - closed
- Time saving - no need to drain hoses or pipe systems
- Economical - no loss or spillage of liquids at connection or disconnection
- Safety - the valve cannot be opened until the unit is coupled
- Environment friendly - accidental spillage eliminated when proper used
- Safe and reliable - due to rugged construction
- Product life - uncomplicated design and high quality materials ensures long product life
- Selectivity - To avoid product contamination caused by connecting a coupler to the wrong adapter, selective versions of the adapters are available. Contact the factory for further information.
- produced according to NATO standard STANAG 3756 and ATOFINA SGM 2049.TUY.C.
- Working Pressure (at ambient temperature (70°F):
  aluminum: **300 PSI**, up to 4"
  brass/ gunmetal *: **300 PSI**, up to 4"
  stainless steel: **360 PSI**
- Optional seals:
  EPDM
  NBR - nitrile
  Kalrez®
  Chemraz®
  Perlast®
- Seal kits are available

** produced to US government bronze specification G*

Interchanges with Avery Hardoll and Todo-matic®

How it Works

The principle of operation is identical for all sizes of couplings.



Closed:
- Turn and pull
  it's released - no spillage



Open:
- Push and turn
  it's coupled - full flow

Dry Quick Disconnect Couplers

- coupler has built-in swivel
- stainless steel ball bearings
- shaft journal in stainless steel embedded in PTFE (PTFE) to eliminate seizure
- riveted piston pin to minimize the risk for failure under extreme pressure conditions
- the protective ring is a specially formulated, weather resistant and electrically conductive rubber compound
- all wetted parts are stainless steel
- stainless steel couplers: rollers are Hastelloy C276 on the stainless steel shaft
- aluminum and brass couplers: rollers are aluminum-bronze on the stainless steel shaft
- Composite (Polyeten PE-HD 300) plugs provide very good protection against corrosion and withstand hot and cold environments.

Coupler - Hose Unit



¾" and 1" design



3" design



6" design



1½" and 2" design



4" design

dry quick disconnect couplers x female NPT with Viton® seals

Female NPT	Body Size	*316 Stainless Steel*		*Anodized Aluminum*		*Brass / Gunmetal* [1]	
		Part #	Price/E	Part #	Price/E	Part #	Price/E
¾"	56 mm	***DDC075SS***	**$2193.90**	***DDC075AL***	**$1145.40**	***DDC075BR***	**$1606.80**
1"	56 mm	***DDC100SS***	**2193.90**	***DDC100AL***	**1145.40**	***DDC100BR***	**1606.80**
1½"	70 mm	***DDC150SS***	**3693.60**	***DDC150AL***	**1544.00**	***DDC150BR***	**1877.70**
2"	70 mm	***DDC200SS***	**3693.60**	***DDC200AL***	**1544.00**	***DDC200BR***	**1877.70**
3"	105 mm	***DDC300SS105***	**5692.80**	***DDC300AL105***	**1714.95**	***DDC300GM105***	**2493.65**
3"	119 mm	***DDC300SS***	**5722.70**	***DDC300AL***	**1731.45**	***DDC300GM***	**2799.55**
4"	164 mm	***DDC400SS***	**9946.70**	***DDC400AL***	**3779.10**	***DDC400GM***	**5190.20**
6"	238 mm	***DDC600SS***	**25399.80**	***DDC600AL***	**16335.80**	**---**	**---**

[1] *produced to US government bronze specification G*

Dust Plugs for Couplers



Size	Body Size	*Polyeten PE-HD 300*	
		Part #	Price/E
¾" and 1"	56 mm	***DDDP075***	**$107.90**
1½" and 2"	70 mm	***DDDP150***	**112.30**
3"	105 mm	***DDDP300105***	**115.90**
3"	119 mm	***DDDP300***	**115.90**
4"	164 mm	***DDDP400***	**231.70**
6"	238 mm	***DDDP600*** [1]	**699.45**

[1] 6" dust plug is aluminum

Dry Quick Disconnect Adapters

- adapter is usually installed on the tank or manifold
- conical valve seat reduces the risk for piston blow out
- PTFE bearing between the piston shaft and the piston guide eliminate the risk for seizure
- available in female NPT, 150# ASA flange or TTMA
- Composite (Polyeten PE-HD 300) caps provide very good protection against corrosion and withstand hot and cold environments.

Construction:
- aluminum adapter - aluminum poppet, stainless steel internal parts
- stainless steel adapter - stainless steel poppet, stainless steel internal parts
- brass / gunmetal * adapter - brass poppet, brass and stainless steel internal parts

Adapter - Tank Unit

dry quick disconnect adapters x female NPT with Viton® seals

Female NPT	Body Size	316 Stainless Steel Part #	316 Stainless Steel Price/E	Anodized Aluminum Part #	Anodized Aluminum Price/E	Brass / Gunmetal [1] Part #	Brass / Gunmetal [1] Price/E
¾"	56 mm	***DDA075SS***	**$798.50**	***DDA075AL***	**$575.70**	***DDA075BR***	**$654.40**
1"	56 mm	***DDA100SS***	**798.50**	***DDA100AL***	**575.70**	***DDA100BR***	**654.40**
1½"	70 mm	***DDA150SS***	**1214.40**	***DDA150AL***	**467.80**	***DDA150BR***	**537.70**
2"	70 mm	***DDA200SS***	**1214.40**	***DDA200AL***	**467.80**	***DDA200BR***	**537.70**
3"	105 mm	***DDA300SS105***	**1522.35**	***DDA300AL105***	**578.30**	***DDA300GM105***	**776.40**
3"	119 mm	***DDA300SS***	**1441.00**	***DDA300AL***	**591.60**	***DDA300GM***	**813.50**
4"	164 mm	***DDA400SS***	**2822.20**	***DDA400AL***	**1167.00**	***DDA400GM***	**1899.35**
6"	238 mm	***DDA600SS***	**10876.80**	***DDA600AL***	**7442.80**	**---**	**---**



female NPT x adapter

dry quick disconnect adapters x 150# ASA flange with Viton® seals

150# Flange	Body Size	316 Stainless Steel Part #	316 Stainless Steel Price/E	Anodized Aluminum Part #	Anodized Aluminum Price/E	Brass / Gunmetal [1] Part #	Brass / Gunmetal [1] Price/E
¾"	56 mm	***DDA075SSFL***	**$1487.35**	**---**	**---**	**---**	**---**
1"	56 mm	***DDA100SSFL***	**1487.35**	***DDA100ALFL***	**$1023.10**	***DDA100BRFL***	**$1162.90**
1½"	70 mm	***DDA150SSFL***	**1451.30**	***DDA150ALFL***	**739.25**	***DDA150BRFL***	**1027.50**
2"	70 mm	***DDA200SSFL***	**1451.30**	***DDA200ALFL***	**739.25**	***DDA200BRFL***	**1027.50**
3"	105 mm	***DDA300SS105FL***	**1607.85**	***DDA300AL105FL***	**859.50**	***DDA300GM105FL***	**1138.15**
3"	119 mm	***DDA300SSFL***	**2010.60**	***DDA300ALFL***	**959.40**	***DDA300GMFL***	**1251.45**
4"	164 mm	***DDA400SSFL***	**3444.35**	***DDA400ALFL***	**1393.60**	***DDA400GMFL***	**2340.20**
6"	238 mm	***DDA600SSFL***	**11587.50**	***DDA600ALFL***	**7885.70**	**---**	**---**



150# flange x adapter

[1] produced to US government bronze specification G

dry quick disconnect adapters x TTMA flange with Viton® seals

TTMA Flange	Body Size	Anodized Aluminum Part #	Anodized Aluminum Price/E
3"	105 mm	***DDA300AL105TTMA***	**$859.50**
3"	119 mm	***DDA300AL119TTMA***	**959.40**
4"	164 mm	***DDA400AL164TTMA***	**1393.60**



TTMA flange x adapter

Dust Caps for Adapters

Size	Body Size	Polyeten PE-HD 300 Part #	Polyeten PE-HD 300 Price/E
¾" and 1"	56 mm	***DDDC075***	**$175.10**
1½" and 2"	70 mm	***DDDC150***	**191.90**
3"	105 mm	***DDDC300105***	**212.25**
3"	119 mm	***DDDC300***	**236.15**
4"	164 mm	***DDDC400***	**443.95**
6"	238 mm	***DDDC600 ****	**2264.35**

* 6" dust cap is aluminum



dust cap composite

Size	Body Size	Rubber Part #	Rubber Price/E
2"	71 mm	***DGDC200***	**$100.85**
3"	119 mm	***DGDC300***	**235.25**



dust cap rubber

Dry Aviation Couplings

Dry aviation couplings are designed for use in aviation refueling systems. Manufactured to accept the international standard 2½" point bayonet, hose end refueling nozzles according to: ISO45 / MS24484 / STANAG 3105 / British Aerospace Spec. 2C14. ***They are not configured for under-wing refueling.***

Technical Information:

- body: high strength aluminum
- coupling ring: gunmetal (*procuced to U.S. government bronze specification G*)
- bayonet flange and inner parts: stainless steel, aluminum
- all wetted parts are aluminum and stainless steel
- **150 PSI** working pressure at ambient temperature (70°F)
- Composite (Polyeten PE-HD 300) plug provides good protection against corrosion and withstands hot and cold environments.

Coupler - Hose Unit

- stainless steel ball bearings
- gunmetal coupling ring minimizes the risk of seizure
- stainless steel shaft journal embedded in PTFE eliminate seizure
- PTFE bearings between the driving plate and the piston guide eliminate the risk of seizure
- riveted piston pin minimizes the risk of failure under extreme pressure conditions
- the protective ring is a specially formulated, weather resistant and electrically conductive rubber compound



female thread x coupler

aviation couplers x female NPT with Viton® seals

Female NPT	Body Size	*Aluminum* Part #	Price/E
2½"	ISO 45	***DAC250AL***	**$2201.10**
3"	ISO 45	***DAC300AL***	**2201.10**

aviation couplers x female BSP with Viton® seals

Female BSP	Body Size	*Aluminum* Part #	Price/E
2½"	ISO 45	***DAC250ALBSP***	**$2201.10**
3"	ISO 45	***DAC300ALBSP***	**2201.10**

Sight Flow Indicator with Filter / Screen

- filter / screen can be inspected through the sight glass
- filter / screen is easily removed if cleaning is required
- screen is 100 mesh



aviation sight flow indicator with filter / screen

Female Thread	Male Thread	*Aluminum* Part #	Price/E
2½" NPT	2½" BSP	***ASFI25T25B***	**$1491.45**
3" NPT	3" BSP	***ASFI30T30B***	**1491.45**
2½" NPT	2½" NPT	***ASFI25T25T***	**1491.45**
3" NPT	3" NPT	***ASFI30T30T***	**1491.45**

Dust Plug for Couplers



Size	Body Size	*Polyeten PE-HD 300* Part #	Price/E
2½"	ISO 45	***DADP250***	**$272.40**

Dry Aviation Couplings

Dry aviation couplings are designed for use in aviation refueling systems. Manufactured to accept the international standard 2½" point bayonet, hose end refueling nozzles according to: ISO45 / MS24484 / STANAG 3105 / British Aerospace Spec. 2C14. ***They are not configured for under-wing refueling.***

Technical Information:

- body: high strength aluminum
- coupling ring: gunmetal
- bayonet flange and inner parts: stainless steel, aluminum
- all wetted parts are in aluminum and stainless steel
- **150 PSI** working pressure at ambient temperature (70°F)
- Composite (Polyeten PE-HD 300) cap provides good protection against corrosion and withstands hot and cold environments.

Adapter - Tank Unit

- gunmetal coupling ring minimizes the risk of seizure
- PTFE bearings between the piston shaft and the piston guide eliminate the risk of seizure
- conical valve seat eliminates the risk of piston blow out when extreme pressure is used

aviation adapters x female NPT with Viton® seals

Female NPT	Body Size	*Aluminum* Part #	Price/E
2½"	ISO 45	***DAA250AL***	**$1301.95**
3"	ISO 45	***DAA300AL***	**1301.95**



female thread x adapter

aviation adapters x 150# ASA flange with Viton® seals

150# Flange	Body Size	*Aluminum* Part #	Price/E
2½"	ISO 45	***DAA250ALFL***	**$1511.00**
3"	ISO 45	***DAA300ALFL***	**1511.00**



150# flange x adapter

Dust Cap for Adapters

Size	Body Size	*Polyeten PE-HD 300* Part #	Price/E
2½"	ISO 45	***DADC250***	**$186.60**



Dry Break Cam and Groove Dry Disconnect Couplings

Couplers

- dry disconnect coupler has automatic closing poppet assembly
- heavy duty stainless steel crank and link provide long service life
- stainless steel handle allows product exposure to corrosive chemicals or washdown service
- strong handle attachment prevents bending of crank assembly
- fully interchangeable with Kamvalok (OPW trademark) style fittings
- aluminum fittings have stainless steel internals[1]
- for pressure ratings at other temperatures, contact the factory
- Dixon EZ Boss-Lock cam arms provide high security from accidental opening due to vibration or snagging on 1½" and 2" fittings
- large paddle type cam arms allow for an easy grip on 3" fittings

Must be used with a DBA style adapter for coupler to operate. SAFETY ALERT
Adapter sold separately.

[1] stainless steel corrosion resistance is comparable to 304 stainless steel
[2] Kalrez® gasket, main seal O-ring and handle O-ring. PTFE seals on cylinder assembly, stuffing box, and seal under poppet screw.



1½" and 2" coupler x female NPT



3" coupler x female NPT

coupler x female NPT

Female NPT	Coupler Size	Seal Material	Max **PSI** at 70°	*Aluminum* Part #	*Aluminum* Price/E	*Stainless Steel* [1] Part #	*Stainless Steel* [1] Price/E
1½"	2"	Buna	**210**	***DBC61-150***	**$731.45**	***DBC71-150***	**$1619.40**
2"	2½"		**150**	***DBC61-200***	**769.45**	***DBC71-200***	**1801.70**
3"	4"		**120**	***DBC61-300***	**1602.60**	***DBC71-300***	**3867.15**
1½"	2"	Viton®	**210**	***DBC62-150***	**793.05**	***DBC72-150***	**1681.45**
2"	2½"		**150**	***DBC62-200***	**862.00**	***DBC72-200***	**1894.80**
3"	4"		**120**	***DBC62-300***	**1788.75**	***DBC72-300***	**4072.75**
1½"	2"	PTFE Encapsulated Silicone & Kalrez®	**210**	***DBC63-150***	**1799.75**	***DBC73-150***	**2356.40**
2"	2½"		**150**	***DBC63-200***	**2062.25**	***DBC73-200***	**2755.90**
3"	4"		**120**	***DBC63-300***	**3314.40**	***DBC73-300***	**5463.30**
1½"	2"	EPT	**210**	***DBC64-150***	**1140.40**	***DBC74-150***	**1681.45**
2"	2½"		**150**	***DBC64-200***	**1265.75**	***DBC74-200***	**1894.80**
3"	4"		**120**	***DBC64-300***	**2054.30**	***DBC74-300***	**4072.75**
1½"	2"	Kalrez® and PTFE [2]	**210**	**---**	**---**	***DBC76-150***	**5042.45**
2"	2½"		**150**	***DBC66-200***	**4745.70**	***DBC76-200***	**5469.15**
3"	4"		**120**	**---**	**---**	***DBC76-300***	**11310.55**
1½"	2"	PTFE Encapsulated Viton® & Kalrez®	**210**	**---**	**---**	***DBC77-150***	**2413.80**
2"	2½"		**150**	**---**	**---**	***DBC77-200***	**2384.10**
3"	4"		**120**	**---**	**---**	***DBC77-300***	**5063.80**
3"	4"	Viton® B	**120**	***DBC69-300***	**2158.55**	***DBC79-300***	**4458.70**

greaseless coupler x female NPT

Female NPT	Coupler Size	Seal Material	Max. **PSI** at 70°	*Stainless Steel* [1] Part #	*Stainless Steel* [1] Price/E
1½"	2"	PTFE Encapsulated Viton® & Kalrez®	**210**	***DBC77-150-GL***	**$2684.15**
2"	2½"	PTFE Encapsulated Viton® & Kalrez®	**150**	***DBC77-200-GL***	**2864.50**



coupler x 90° swivel female NPT

Female NPT	Coupler Size	Seal Material	Max. **PSI** at 70°	*Aluminum* Part #	*Aluminum* Price/E
2"	2½"	Buna	**150**	***DBS61-200***	**$932.85**
2"	2½"	Viton®	**150**	***DBS62-200***	**1076.00**
2"	2½"	PTFE Encapsulated Silicone & Kalrez®	**150**	***DBS63-200***	**2185.85**

New for 2012



Dust Plug for Couplers

Size	*Aluminum* Part #	*Aluminum* Price/E	*Stainless Steel* Part #	*Stainless Steel* Price/E
2"	***200-DP-AL***	**$16.40**	***200-DP-SS***	**$64.00**
2½"	***250-DP-AL***	**23.75**	***250-DP-SS***	**150.60**
4"	***400-DP-AL***	**36.15**	***400-DP-SS***	**175.00**

Locking Kit for Couplers



Description	*Aluminum* Part #	*Aluminum* Price/E
for use with 1½" and 2" dry disconnect couplers	***DBCL-200***	**$177.50**
for use with 3" dry disconnect couplers	***DBCL-300***	**177.50**

Dry Break Cam and Groove Dry Disconnect Couplings

Adapters

Compatible with most cam and groove style dry disconnects. The Bayco dry disconnect helps prevent spillage from normal or accidental disconnects. A spring loaded sealing device is designed to snap closed should the valve become disconnected with the poppet open, significantly limiting liquid loss.

Contact the Dixon at 800-355-1991 for chemical compatibility, size, and material selection. Special configurations can be designed for your application.

- two-piece adapter design for easy rebuilding of adapters
- fully interchangeable with Kamvalok (OPW trademark) style fittings
- aluminum fittings have aluminum nose piece and brass piston
- for pressure ratings at other temperatures, contact Dixon

adapter x female NPT

Female NPT	Adapter Size	Seal Material	Max **PSI** at 70°	*Aluminum* Part #	*Aluminum* Price/E	*Stainless Steel* [1] Part #	*Stainless Steel* [1] Price/E
1½"	2"	Buna	**210**	***DBA11-150***	**$199.70**	***DBA71-150***	**$486.30**
2"	2½"		**150**	***DBA11-200***	**216.45**	***DBA71-200***	**557.10**
3"	4"		**120**	***DBA11-300***	**422.85**	***DBA71-300***	**1247.00**
1½"	2"	Viton®	**210**	***DBA12-150***	**203.95**	***DBA72-150***	**486.30**
2"	2½"		**150**	***DBA12-200***	**222.70**	***DBA72-200***	**625.00**
3"	4"		**120**	***DBA12-300***	**436.35**	***DBA72-300***	**1264.50**
1½"	2"	PTFE Encapsulated Silicone	**210**	***DBA63-150***	**268.75**	***DBA73-150***	**491.60**
2"	2½"		**150**	***DBA63-200***	**310.30**	***DBA73-200***	**629.25**
3"	4"		**120**	***DBA63-300***	**465.45**	***DBA73-300***	**1466.20**
1½"	2"	EPT	**210**	***DBA64-150***	**248.25**	***DBA74-150***	**504.25**
2"	2½"		**150**	***DBA64-200***	**283.20**	***DBA74-200***	**557.10**
3"	4"		**120**	***DBA64-300***	**543.00**	***DBA74-300***	**1375.00**
1½"	2"	Kalrez®	**210**	***DBA66-150***	**853.30**	***DBA76-150***	**1140.35**
2"	2½"		**150**	***DBA66-200***	**1052.45**	***DBA76-200***	**1260.60**
3"	4"		**120**	***DBA66-300***	**1823.00**	***DBA76-300***	**2792.70**
1½"	2"	PTFE Encapsulated Viton®	**210**	**---**	**---**	***DBA77-150***	**541.10**
2"	2½"		**150**	**---**	**---**	***DBA77-200***	**659.40**
3"	4"		**120**	**---**	**---**	***DBA77-300***	**1336.25**
3"	4"	Viton® B	**120**	***DBA69-300***	**667.15**	**---**	**---**



1½" and 2" adapter

jump size adapter x female NPT

Female NPT	Adapter Size	Seal Material	Max. **PSI** at 70°	*Aluminum* Part #	*Aluminum* Price/E
2"	2"	Buna	**150**	***DBA11-1520***	**$208.50**
2"	2"	Viton®	**150**	***DBA12-1520***	**217.60**



3" adapter

adapter x 150# ASA flange

Flange Size	Adapter Size	Seal Material	Max. **PSI** at 70°	*Stainless Steel* [1] Part #	*Stainless Steel* [1] Price/E
2"	2"	Viton®	**150**	***DBAF72-1520***	**$1138.20**
		PTFE Encapsulated Silicone		***DBAF73-1520***	**1149.50**
		EPT		***DBAF74-1520***	**1149.50**
		Kalrez®		***DBAF76-1520***	**1667.50**
2"	2½"	Viton®	**150**	***DBAF72-200***	**1175.55**
		PTFE Encapsulated Silicone		***DBAF73-200***	**1185.50**
		EPT		***DBAF74-200***	**1185.50**
		Kalrez®		***DBAF76-200***	**1872.30**
3"	4"	Viton®	**120**	***DBAF72-300***	**1872.40**
		PTFE Encapsulated Silicone		***DBAF73-300***	**1951.60**
		EPT		***DBAF74-300***	**1951.60**
		Kalrez®		***DBAF76-300***	**3082.60**



vapor adapter x female thread

Female NPSM	Adapter Size	Seal Material	Max. **PSI** at 70°	*Stainless Steel* [1] Part #	*Stainless Steel* [1] Price/E
2"	3"	PTFE	**150**	***DBAV73-2030***	**$665.45**



[1] stainless steel corrosion resistance is comparable to 304 stainless steel

Dust Cap for Adapters

New for 2012

Size	*Aluminum* Part #	*Aluminum* Price/E	*Stainless Steel* Part #	*Stainless Steel* Price/E
2"	***200-DC-AL***	**$29.20**	***200-DC-SS***	**$105.00**
2½"	***250-DC-AL***	**50.70**	***250-DC-SS***	**202.00**
4"	***400-DC-AL***	**52.45**	***400-DC-SS***	**195.00**



Dry Gas Couplings

Dry gas couplings are designed for safe loading and discharge of bobtails or intermediate bulk delivery trucks. They are quick and easy to connect and can be connected to a tank unit with pressures up to **225 PSI** at ambient temperature (70°F). If the pressure is higher you can equip the couplings with a pressure relief valve. The easy to connect pressure relief valve dissipates trapped fluid pressure into the hose coupler without spillage. The primary application of dry gas couplings is in the handling of LPG - Propane and Butane.

- safe handling of LPG
- easy to use and saves time
- reliable and easy to maintain
- can be coupled to a tank unit with pressures up to 225 PSI
- minimizes the risk of cold burns
- minimizes spillage and product loss
- minimizes health risks
- keeps the environment free of hazardous vapors and liquids
- compatible with existing dry disconnect couplings

Technical Information:

- stainless steel and brass / gunmetal (*produced to US government bronze specification G*)
- Viton® seals
- female NPT and ASA flanges
- **360 PSI** working pressure at ambient temperature (70°F)
- Composite (Polyeten PE-HD 300) plugs provide good protection against corrosion and withstand hot and cold environments.

Coupler - Hose Unit



female NPT x coupler

dry gas couplers x female NPT with Viton® seals

Female NPT	Body Size	*316 Stainless Steel* Part #	Price/E
1"	56 mm	***DGC100SS***	**$2783.10**
2"	71 mm	***DGC200SS***	**4193.15**
3"	119 mm	***DGC300SS***	**5721.65**

Dust Plugs for Couplers



Size	Body Size	*Polyeten PE-HD 300* Part #	Price/E
1"	56 mm	***DGDP100***	**$100.85**
2"	71 mm	***DGDP200***	**115.90**
3"	119 mm	***DGDP300***	**115.90**

Adapter - Tank Unit



female NPT x adapter

dry gas adapters x female NPT with Viton® seals

Female NPT	Body Size	*316 Stainless Steel* Part #	Price/E
1"	56 mm	***DGA100SS***	**$999.20**
2"	71 mm	***DGA200SS***	**1301.95**
3"	119 mm	***DGA300SS***	**1439.95**

dry gas adapters x female ACME thread with Viton® seals

Female ACME	Body Size	*316 Stainless Steel* Part #	Price/E
1¾"	56 mm	***DGA100SS175***	**$1343.25**
3¼"	71 mm	***DGA200SS325***	**2181.45**



150# flange x adapter

dry gas adapters x 150# ASA flange with Viton® seals

150# Flange	Body Size	*316 Stainless Steel* Part #	Price/E
1"	56 mm	***DGA100SSFL***	**$1637.70**
2"	71 mm	***DGA200SSFL***	**1742.80**
3"	119 mm	***DGA300SSFL***	**2010.60**

Dust Caps for Adapters



Size	Body Size	Material	Part #	Price/E
1"	56 mm	polyeten PE-HD300	***DGDC100***	**$89.35**
2"	71 mm	rubber	***DGDC200***	**100.85**
3"	119 mm	rubber	***DGDC300***	**235.25**

Flomax Part Number Cross-reference

Standard Series Connectors

Dixon Part #	Caterpillar® part #	Wiggins part #
Engine Oil Nozzles		
ENBL	9S9273	OS2
ENBL-P	---	OSP2
ENBL-PLUG	9S9274	OP-12
ERJ	---	ON6
Engine Oil Receivers		
ERS	9S9271	ON2
ERS-C	---	ONC2A
ERS-CAP	9S9272	O3B12P
Coolant Fluid Nozzles		
CN	108-5455	EC280B8
CN-P	---	---
CN-PLUG	108-5456	1209-8
Coolant Fluid Receivers		
CR-S	IQ5459	EC285A8
CR-C	---	---
CR-CAP	5P3587	1208-8
Hydraulic Oil Nozzles		
HN	108-5433	6000B12
HN-P	---	---
HN-PLUG	---	6009-12
Hydraulic Oil Receivers		
HR	108-5454	6005A12
HR-C	---	---
HR-CAP	IQ-5468	6008-12
Transmission Fluid Nozzles		
TN	126-7538	C-1807
TN-P	---	---
TN-PLUG	---	P-1844
Transmission Fluid Receivers		
TR	108-5456	P-1804
TR-C	---	---
TR-CAP	SP3587	P-1880

Fuel Vent Series

Dixon Part #	Caterpillar® part #	Wiggins part #
VT	6G7803	ZV10
VT7	---	---
VT9	---	---
VTT	---	ZV10C

R Series Connectors

Dixon Part #	Caterpillar® part #	Wiggins part #
Engine Oil Nozzles		
R-EN	---	R15
R-EN-P	---	---
R-EN-PLUG	---	---
Engine Oil Receivers		
R-ER	---	R16
R-ER-C	---	---
R-ER-CAP	---	---
Coolant Fluid Nozzles		
R-CN	---	R11
R-CN-P	---	---
R-CN-PLUG	---	---
Coolant Fluid Receivers		
R-CR	---	R12
R-CR-C	---	---
R-CR-CAP	---	---
Hydraulic Oil Nozzles		
R-HN	---	R17
R-HN-P	---	---
R-HN-PLUG	---	---
Hydraulic Oil Receivers		
R-HR	---	R18
R-HR-C	---	---
R-HR-CAP	---	---
Transmission Fluid Nozzles		
R-TN	---	R13
R-TN-P	---	---
R-TN-PLUG	---	---
Transmission Fluid Receivers		
R-TR	---	R14
R-TR-C	---	---
R-TR-CAP	---	---

Diesel Fueling System

Dixon Part #	Caterpillar® part #	Wiggins part #
Nozzles		
FN600	---	ZZ99A1
FN600BL		
FN600B-PLUG	---	---
Receivers		
FRS	269000	ZN2A
FRS-C	---	ZNC2A
FRA	269000	ZN2A
FRA-C	---	ZNC2A
FR-CAP	9D0630	ZC20P
FR2	---	---
FR2-C	---	---
FR2-R	---	---
GFR-0	---	ZN6A
GFR-45	---	---
GFR-90	---	ZN6B
GFR1-0	---	ZN6B
GFR1-45	---	---
GFR1-90	---	ZN6B
FNS	---	ZS9
FNS2	---	---
FN600S	---	---
FNS10	---	---

Flomax Diesel Fueling System

Designed for on-site refueling of construction, mining, forestry and agricultural equipment. Interchanges with Caterpillar® and Wiggins systems.

Diesel Fuel Nozzle

- 1½" female NPT
- integrated high flow swivel
- integrated sealing plug
- plug/bumper assembly gives complete nose seal
- stainless steel dog latch mechanism and ball lock styles available
- tested to 180 gallons per minute
- investment cast aluminum housing
- anodized aluminum non-wear parts
- heat treated stainless steel wear components
- Delron® bushings eliminate metal-to-metal wear



Description	Part #	Price/E
dog latch mechanism with sealing plug	***FN600***	**$2787.25**
ball lock with sealing plug	***FN600BL***	**2629.75**
sealing plug for FN600	***FN600B-PLUG***	**187.45**
sealing plug for FN600BL	***FN600B***	**187.45**

Diesel Fuel Receiver

- 2" male NPT
- available in anodized aluminum or nickel-plated steel
- O-ring sealed aluminum cap
- cap has set screw attached vinyl coated cable lanyard



one-piece body

Description	Material	Part #	Price/E
one-piece receiver without cap	nickel-plated steel	***FRS***	**$371.25**
one-piece receiver with cap	nickel-plated steel	***FRS-C***	**431.75**
one-piece receiver without cap	anodized aluminum	***FRA***	**371.25**
one-piece receiver with cap	anodized aluminum	***FRA-C***	**431.75**
cap for receiver	anodized aluminum	***FR-CAP***	**123.75**

- FR2 receiver allows replacement of wear components without draining the fuel tank
- FR2 receiver has an aluminum base with nickel-plated steel nose



two-piece body

Description	Part #	Price/E
two piece receiver with removable stainless sleeve without cap	***FR-RS***	**$664.00**
two piece receiver with removable stainless sleeve with cap	***FR-RS-C***	**695.65**
removable sleeve replacement for two piece receiver	***FR-RS-R***	**223.15**

Diesel Fuel Swivels

- stainless steel male threaded base
- stainless steel ball bearings
- hand black anodized female threaded nut
- fluorosilicone sealing O-rings



standard

Thread Size	Description	Part #	Price/E
1½" male NPT x 1½" female NPT	standard	***FNS***	**$343.75**
2" male NPT x 1½" female NPT	standard	***FNS2***	**357.50**
1½" female NPT x 1½" female NPT	double	***FNSID***	**398.75**



double

Thread Size	Description	Part #	Price/E
1½" male NPS x 1½" female NPT	used with FN600	***FN600S***	**$343.75**

Flomax Diesel Fueling System

Diesel Fuel Gravity Fill Receiver

- used with the FN600 or FN600BL to convert to gravity fueling

Size	Description	*Anodized Aluminum* Part #	Price/E
1-3/8"	straight	***GFR-0***	**$494.95**
1-3/8"	45°	***GFR-45***	**522.45**
1-3/8"	90°	***GFR-90***	**522.45**
1"	straight	***GFR1-0***	**522.45**
1"	45°	***GFR1-45***	**549.95**
1"	90°	***GFR1-90***	**549.95**



GFR-0



GFR-90

Flomax Fuel Vent Series

- 2" male NPT
- billet cap provides superior impact resistance
- easily serviced all metal construction
- rigid ball cage for positive seal
- available with:
  - threaded outlet
  - half coupling
  - anti-vandalism mounting

Description	Part #	Price/E
with 5" tube	***VT***	**$453.70**
with 7" tube	***VT7***	**467.45**
with 9" tube	***VT9***	**481.20**
with 5" tube and threaded outlet	***VTT***	**509.90**





VTT

Flomax Service Box

- Designed to enclose receivers for diesel fuel, hydraulic oil, transmission fluid and coolant reducing contamination and weather related problems.
- normally installed on heavy duty earth mover equipment and drill rigs
- 12 gauge steel construction with heavy duty hinges
- painted white - Imron® Primer

Part #	Price/E
FSB	**$1615.00**



does not include receivers shown in photo

Flomax Standard Series Connectors

The Flomax standard series connectors consist of four color-coded mating connectors. They have all-metal construction with stainless steel wear components and anodized aircraft grade aluminum non-wear components. Each has easily recognizable labeling and is fully compatible and interchangeable with industry standards.

Engine Oil (red)

- universally fits all crankcase receivers, both R-series and Standard series
- incorporates 10 locking balls with a 40% deeper engagement
- resistant to clogging with a greater ease of cleaning
- smooth actuation
- larger diameter pullback lanyard
- bright red anodized aircraft grade aluminum

Nozzles	Male Thread	Female Thread	Description	*Anodized Aluminum* Part #	Price/E
	¾" NPT	---	engine nozzle ball lock	***ENBL***	**$618.70**
	¾" NPT	---	engine nozzle ball lock with plug	***ENBL-P***	**702.05**
	---	---	engine nozzle plug	***ENBL-PLUG***	**104.50**

Receivers	Male Thread	Female Thread	Description	*Anodized Aluminum* Part #	Price/E
	¾" NPT	---	engine receiver	***ERS***	**$261.25**
	¾" NPT	---	engine receiver with cap	***ERS-C***	**344.60**
	---	---	engine receiver cap	***ERS-CAP***	**104.50**
	¾" JIC	---	engine receiver with JIC bulkhead base	***ERJ***	**344.55**
	¾" JIC	---	engine receiver with JIC bulkhead base and cap	***ERJ-C***	**405.15**

ERJ-C

Coolant Fluid (teal)

- nickle-plated stainless steel nozzle nose and base
- standard roll-pin locking mechanism
- ergonomically engineered pullbacks and caps
- bright teal anodized aircraft grade aluminum

Nozzles	Male Thread	Female Thread	Description	*Anodized Aluminum* Part #	Price/E
	½" NPT	---	coolant nozzle ball lock	***CN***	**$412.50**
	½" NPT	---	coolant nozzle ball lock with plug	***CN-P***	**495.80**
	---	---	coolant nozzle plug	***CN-PLUG***	**104.50**

Receivers	Male Thread	Female Thread	Description	*Anodized Aluminum* Part #	Price/E
	½" NPT	---	coolant receiver	***CR-S***	**$220.00**
	½" NPT	---	coolant receiver with cap	***CR-C***	**303.35**
	---	---	coolant receiver cap	***CR-CAP***	**104.50**

Flomax Standard Series Connectors

The Flomax standard series connectors consist of four color-coded mating connectors. They have all-metal construction with stainless steel wear components and anodized aircraft grade aluminum non-wear components. Each has easily recognizable labeling and is fully compatible and interchangeable with industry standards.

Hydraulic Oil (gold)

- nickle-plated stainless steel wear components
- 10 steel dog latching mechanism
- ergonomically engineered pullbacks and caps
- bright gold anodized aircraft grade aluminum

Male Thread	Female Thread	Description	*Anodized Aluminum* Part #	Price/E	**Nozzles**
---	¾" NPT	hydraulic nozzle	***HN***	**$620.15**	
---	¾" NPT	hydraulic nozzle with plug	***HN-P***	**702.05**	
---	---	hydraulic nozzle plug	***HN-PLUG***	**104.50**	

Male Thread	Female Thread	Description	*Anodized Aluminum* Part #	Price/E	**Receivers**
¾" NPT	---	hydraulic receiver	***HR***	**$500.45**	
¾" NPT	---	hydraulic receiver with cap	***HR-C***	**583.80**	
---	---	hydraulic receiver cap	***HR-CAP***	**104.50**	

Transmission Fluid (violet)

- nickle-plated stainless steel nose and base
- 6 steel dog latching mechanism
- ergonomically engineered pullbacks and caps
- bright violet anodized aircraft grade aluminum

Male Thread	Female Thread	Description	*Anodized Aluminum* Part #	Price/E	**Nozzles**
½" NPT	---	transmission nozzle	***TN***	**$549.95**	
½" NPT	---	transmission nozzle with plug	***TN-P***	**633.30**	
---	---	transmission nozzle plug	***TN-PLUG***	**104.50**	

Male Thread	Female Thread	Description	*Anodized Aluminum* Part #	Price/E	**Receivers**
---	3/8" NPT	transmission receiver	***TR***	**$288.75**	
---	3/8" NPT	transmission receiver with cap	***TR-C***	**372.10**	
---	---	transmission receiver cap	***TR-CAP***	**104.50**	

Flomax R Series Connectors

The Flomax R-series connectors are fully compatible and interchangeable with industry standards. They have all-metal construction using anodized aircraft grade aluminum non-wear components.

Engine Oil (red)

- all metal construction
- standard roll-pin locking mechanism
- ergonomically engineered pullbacks and caps
- bright red anodized aircraft grade aluminum

Nozzles	Male Thread	Female Thread	Description	*Anodized Aluminum* Part #	Price/E
	---	¾" NPT	R-series engine nozzle	***R-EN***	**$482.35**
	---	¾" NPT	R-series engine nozzle with plug	***R-EN-P***	**564.55**
	---	---	R-series engine nozzle plug	***R-EN-PLUG***	**104.50**

Receivers	Male Thread	Female Thread	Description	*Anodized Aluminum* Part #	Price/E
	1.625-12 UN-2A	1.312-12 UN-2B	R-series engine receiver	***R-ER***	**$206.25**
	1.625-12 UN-2A	1.312-12 UN-2B	R-series engine receiver with cap	***R-ER-C***	**289.60**
	---	---	R-series engine receiver cap	***R-ER-CAP***	**104.50**

Coolant (teal)

- all metal construction
- standard roll-pin locking mechanism
- ergonomically engineered pullbacks and caps
- bright teal anodized aircraft grade aluminum

Nozzles	Male Thread	Female Thread	Description	*Anodized Aluminum* Part #	Price/E
	---	½" NPT	R-series coolant nozzle	***R-CN***	**$454.85**
	---	½" NPT	R-series coolant nozzle with plug	***R-CN-P***	**537.05**
	---	---	R-series coolant nozzle plug	***R-CN-PLUG***	**104.50**

Receivers	Male Thread	Female Thread	Description	*Anodized Aluminum* Part #	Price/E
	1.187-12 UN-2A	.875-14 UN-2B	R-series coolant receiver	***R-CR***	**$165.00**
	1.187-12 UN-2A	.875-14 UN-2B	R-series coolant receiver with cap	***R-CR-C***	**248.35**
	---	---	R-series coolant receiver cap	***R-CR-CAP***	**104.50**

Flomax R Series Connectors

The Flomax R-series connectors are fully compatible and interchangeable with industry standards. They have all-metal construction using anodized aircraft grade aluminum non-wear components.

Hydraulic Oil (gold)

- all metal construction
- standard roll-pin locking mechanism
- ergonomically engineered pullbacks and caps
- bright gold anodized aircraft grade aluminum

Male Thread	Female Thread	Description	*Anodized Aluminum* Part #	Price/E	**Nozzles**
---	1" NPT	R-series hydraulic nozzle	***R-HN***	**$530.70**	
---	1" NPT	R-series hydraulic nozzle with plug	***R-HN-P***	**614.05**	
---	---	R-series hydraulic nozzle plug	***R-HN-PLUG***	**104.50**	

Male Thread	Female Thread	Description	*Anodized Aluminum* Part #	Price/E	**Receivers**
1.875-12 UN-2A	1.625-12 UN-2B	R-series hydraulic receiver	***R-HR***	**$261.25**	
1.875-12 UN-2A	1.625-12 UN-2B	R-series hydraulic receiver with cap	***R-HR-C***	**344.60**	
---	---	R-series hydraulic receiver cap	***R-HR-CAP***	**104.50**	

Transmission Fluid (violet)

- all metal construction
- standard roll-pin locking mechanism
- ergonomically engineered pullbacks and caps
- bright violet anodized aircraft grade aluminum

Male Thread	Female Thread	Description	*Anodized Aluminum* Part #	Price/E	**Nozzles**
---	¾" NPT	R-series transmission nozzle	***R-TN***	**$426.25**	
---	¾" NPT	R-series transmission nozzle with plug	***R-TN-P***	**509.55**	
---	---	R-series transmission nozzle plug	***R-TN-PLUG***	**104.50**	

Male Thread	Female Thread	Description	*Anodized Aluminum* Part #	Price/E	**Receivers**
1.312-12 UN-2A	1.062-12 UN-2B	R-series transmission receiver	***R-TR***	**$198.00**	
1.312-12 UN-2A	1.062-12 UN-2B	R-series transmission receiver with cap	***R-TR-C***	**281.35**	
---	---	R-series transmission receiver cap	***R-TR-CAP***	**104.50**	

Flomax High Flow Series

3/4" Series

Consists of 6 nozzle and receiver sets that are color coded for quick identification of mating parts. Each color nozzle and receiver will only couple with their matching color component. This provides complete protection against cross contamination.

- maximum flow rate of 45 GPM at 70 PSI
- working pressure rating: **200 PSI**
- The standard mounting for the nozzle is a ¾" female NPT and for the receiver is a ¾" male NPT.

Nozzles	Female Thread	Description	*Anodized Aluminum* Part #	Price/E
	¾" NPT	red nozzle with plug	***ENBL-P***	**$702.05**
		gold nozzle with plug	***ENBL-P2***	**702.05**
		teal nozzle with plug	***ENBL-P3***	**702.05**
		violet nozzle with plug	***ENBL-P4***	**702.05**
		navy nozzle with plug	***ENBL-P5***	**702.05**
		copper nozzle with plug	***ENBL-P6***	**702.05**

Receivers	Male Thread	Description	*Anodized Aluminum* Part #	Price/E
	¾" NPT	red receiver with cap	***ERS-C***	**$344.60**
		gold receiver with cap	***ERS-C2***	**344.60**
		teal receiver with cap	***ERS-C3***	**344.60**
		violet receiver with cap	***ERS-C4***	**344.60**
		navy receiver with cap	***ERS-C5***	**344.60**
		copper receiver with cap	***ERS-C6***	**344.60**

Note: ERS series is available with JIC bulkhead base. Substitute 'J' for 'S'. Example: ERJ-C2

1" Series

Consists of 7 nozzle and receiver sets that are color coded for quick identification of mating parts. Each color nozzle and receiver will only couple with their matching color component. This will provide complete protection against cross contamination.

Each of the 7 nozzles and 7 receivers has the following performance:

- The nozzle/receiver combination has a flow area equivalent to a 1" schedule 80 pipe.
- The fittings have a **500 PSI** working pressure rating with 1500 PSI minimum burst pressure.
- All wear parts are constructed of stainless steel for long life and corrosion resistance.
- All non-wear parts are constructed of colored anodized aircraft grade aluminum for high strength, lightweight and corrosion resistance.
- The standard mounting for the nozzle is a 1" female NPT and for the receiver is a 1" male NPT. The receivers also come with a 1" female NPT threaded base.
- The nozzle incorporates a "ball lock" mechanism to ensure smooth and reliable operation.

Physical Description:

- nozzle length: 3.90" (99 mm)
- receiver length: 3.44" (87 mm)
- diameter: 2.50" (64 mm)
- hex size: 2" (51 mm)
- nozzle and receiver coupled length: 5.44" (138 mm)

Nozzles	Female NPT size	Description	*Anodized Aluminum* Part #	Price/E
	1"	red nozzle with plug	***HFN-P1***	**$812.05**
		gold nozzle with plug	***HFN-P2***	**812.05**
		teal nozzle with plug	***HFN-P3***	**812.05**
		violet nozzle with plug	***HFN-P4***	**812.05**
		navy nozzle with plug	***HFN-P5***	**812.05**
		copper nozzle with plug	***HFN-P6***	**812.05**
		blue/gray nozzle with plug	***HFN-P7***	**812.05**

Receivers	Male NPT size	Description	*Anodized Aluminum* Part #	Price/E
	1"	red receiver with cap	***HFR-C1***	**$509.55**
		gold receiver with cap	***HFR-C2***	**509.55**
		teal receiver with cap	***HFR-C3***	**509.55**
		violet receiver with cap	***HFR-C4***	**509.55**
		navy receiver with cap	***HFR-C5***	**509.55**
		copper receiver with cap	***HFR-C6***	**509.55**
		blue/gray receiver with cap	***HFR-C7***	**509.55**

V-Ring Swivel Joints

V-Ring Parts Identification List

1. body
2. sleeve
3. ball bearings
4. seal retainer
5. V-ring (pressure) seal
6. spring retainer
7. spring
8. ball retainer screw
9. grease fitting
10. O-ring (dust) seal

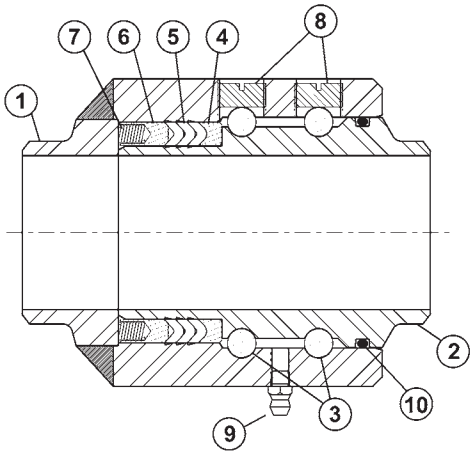

V-Ring Features:

- The spring-loaded triple V-ring sealing system ensures a leak proof seal at either high or low pressure and an extended seal life compared to the conventional single O-ring design.
- The 3" - 8" carbon steel swivels are manufactured from carbon steel with flame hardened dual raceways for greater load bearing capacity and longer life.
- The stainless steel swivels are manufactured in 316 grade stainless steel for superior corrosion resistance.
- available with pressure ratings to 1,000 PSI
- available in carbon steel, stainless steel and aluminum
- ***optional 100% full penetration welding available***

Single Plane V-Ring Style 20

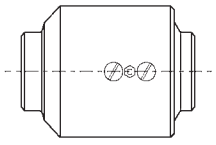

weld end x weld end
sizes 2" - 8"

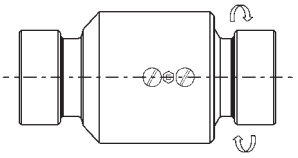

female NPT x female NPT
sizes 2" - 6"

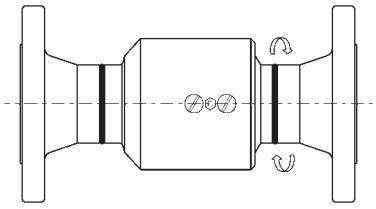

150# ASA flange x 150# ASA flange
sizes 2" - 8"

Single Plane V-Ring Style 30

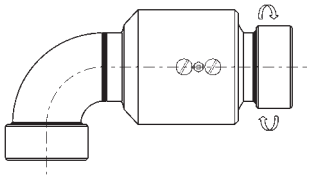

female NPT x female NPT
sizes 2" - 6"

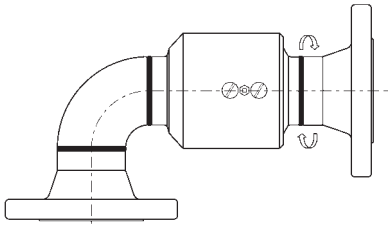

150# ASA flange x 150# ASA flange
sizes 2" - 8"

Single Plane V-Ring Style 40

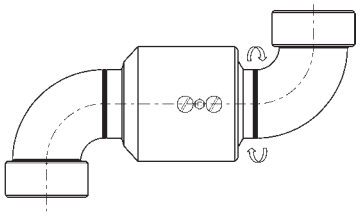

female NPT x female NPT
sizes 2" - 6"

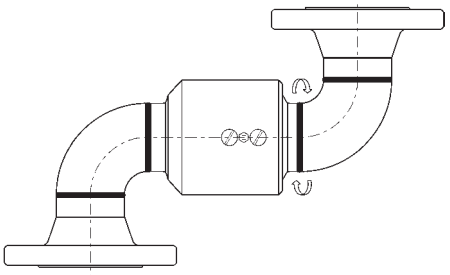

150# ASA flange x 150# ASA flange
sizes 2" - 8"

Double Plane V-Ring Style 50

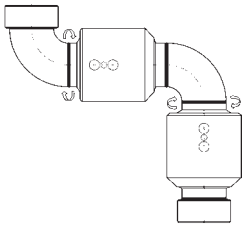

female NPT x female NPT
sizes 2" - 6"

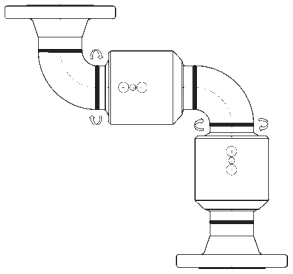

150# ASA flange x 150# ASA flange
sizes 2" - 8"

Double Plane V-Ring Style 60

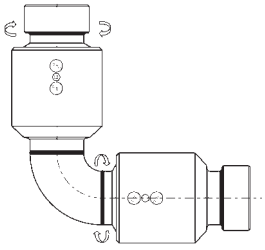

female NPT x female NPT
sizes 2" - 6"

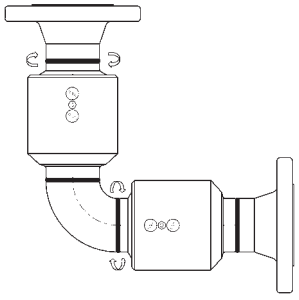

150# ASA flange x 150# ASA flange
sizes 2" - 8"

Double Plane V-Ring Style 70

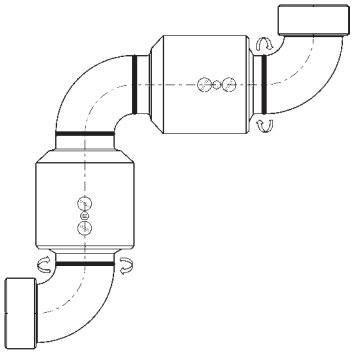

female NPT x female NPT
sizes 2" - 6"

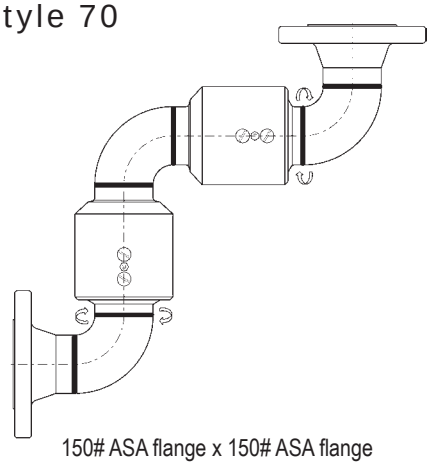

150# ASA flange x 150# ASA flange
sizes 2" - 8"

Triple Plane V-Ring Style 80

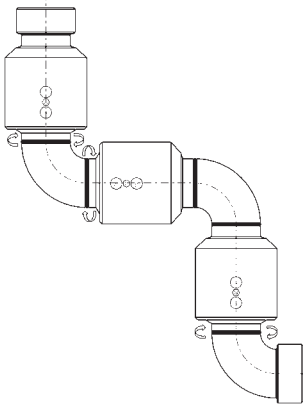

female NPT x female NPT
sizes 2" - 6"

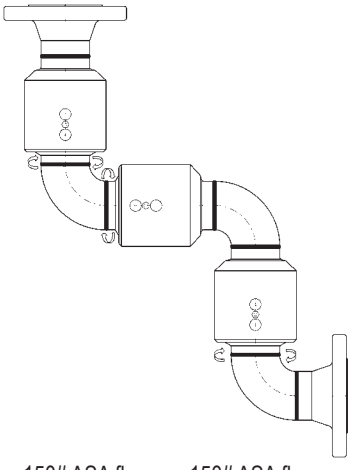

150# ASA flange x 150# ASA flange
sizes 2" - 8"

Triple Plane V-Ring Style 10

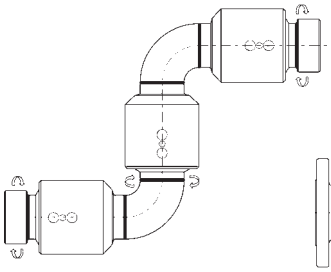

female NPT x female NPT
sizes 2" - 6"

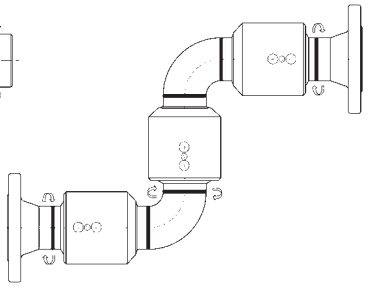

150# ASA flange x 150# ASA flange
sizes 2" - 8"

O-Ring Swivel Joints

O-Ring Parts Identification List

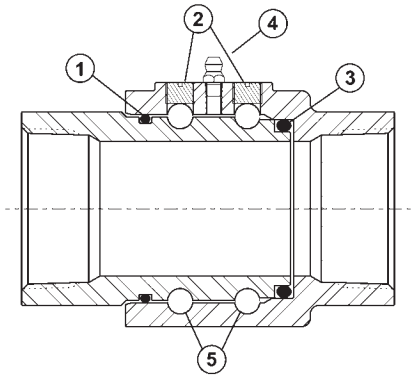

1. O-ring (dust) seal
2. ball retainer screw
3. O-ring (pressure) seal
4. grease fitting
5. ball bearings

- The O-ring pressure seal ensures a leak-proof seal at either high or low pressure and smoother rotation at lower torques than multiple seal designs.
- Spring-loaded PTFE pressure seals are available up through 3".
- Carbon steel and stainless steel O-ring type swivels provide greater strength and corrosion resistance needed for lower torque applications.
- available in carbon steel, stainless steel, aluminum, brass and iron
- ***optional 100% full penetration welding available***

Single Plane O-Ring Style 20

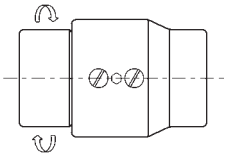

female NPT x female NPT
sizes 1" - 4"

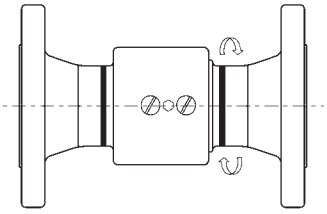

150# ASA flange x 150# ASA flange
sizes 1" - 4"

Single Plane O-Ring Style 30

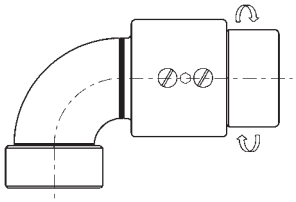

female NPT x female NPT
sizes 1" - 4"

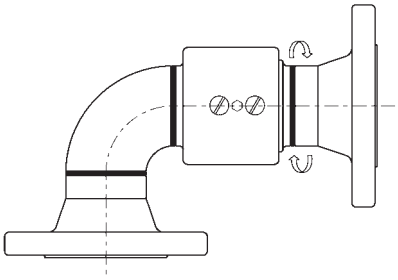

150# ASA flange x 150# ASA flange
sizes 1" - 4"

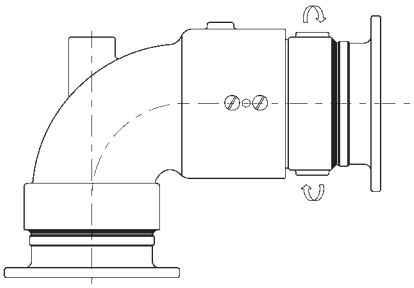

tank truck flange x tank truck flange
sizes 2" - 4"

Single Plane O-Ring Style 40

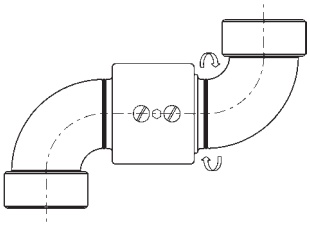

female NPT x female NPT
sizes 1" - 4"

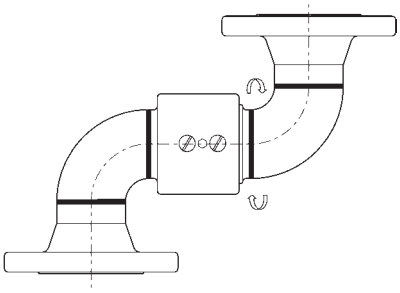

150# ASA flange x 150# ASA flange
sizes 1" - 4"

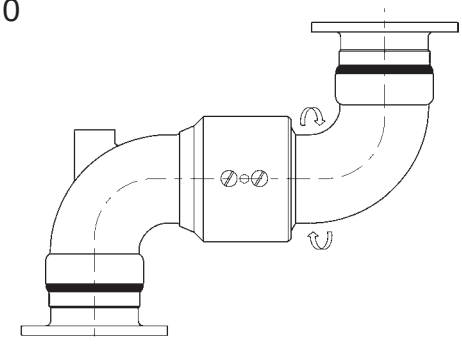

tank truck flange x tank truck flange
sizes 2" - 4"

Double Plane O-Ring Style 50

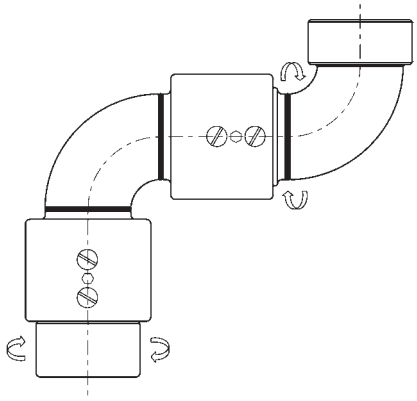

female NPT x female NPT
sizes 1" - 4"

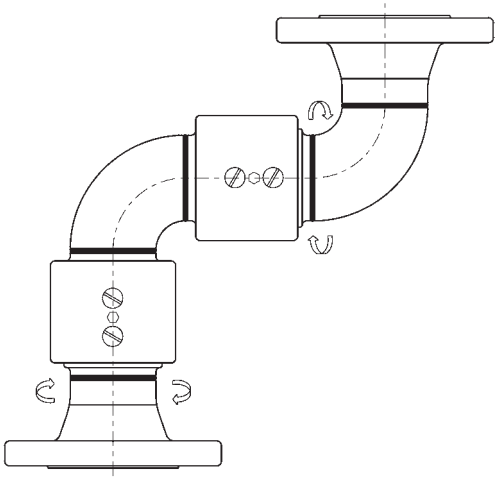

150# ASA flange x 150# ASA flange
sizes 1" - 4"

Double Plane O-Ring Style 60

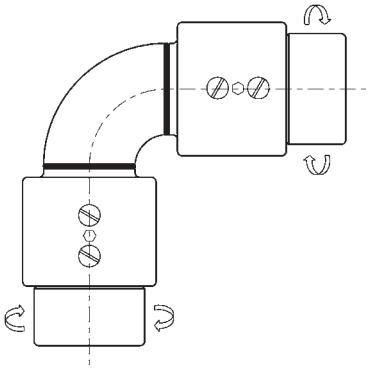

female NPT x female NPT
sizes 1" - 4"

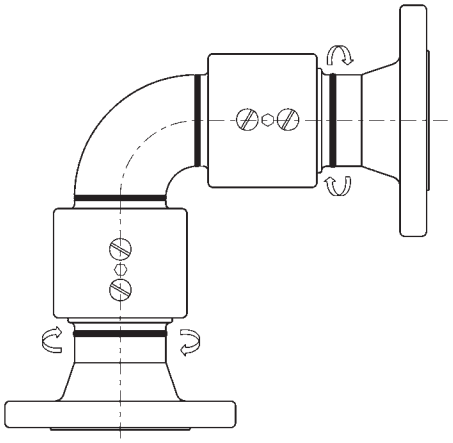

150# ASA flange x 150# ASA flange
sizes 1" - 4"

Triple Plane O-Ring Style 70

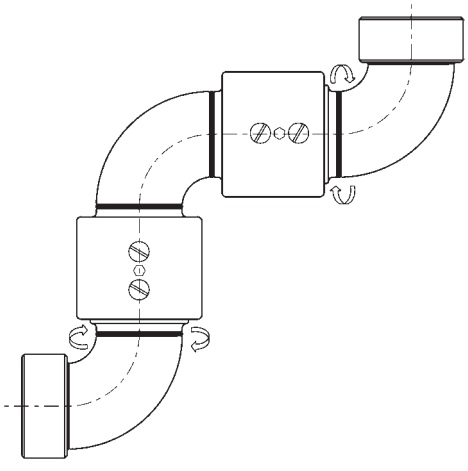

female NPT x female NPT
sizes 1" - 4"

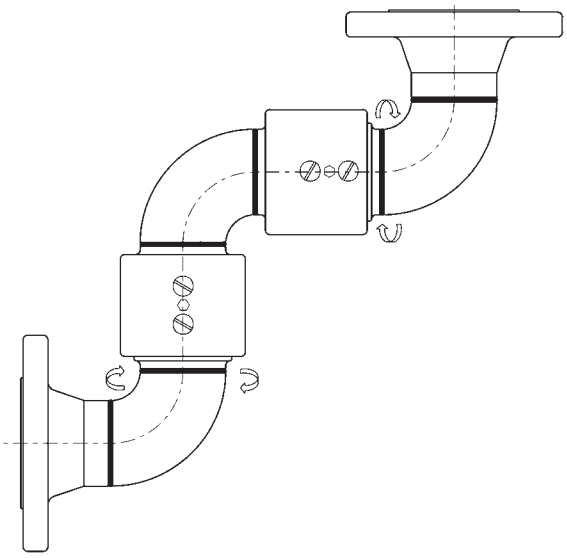

150# ASA flange x 150# ASA flange
sizes 1" - 4"

Ordering Information - Swivels

To select the proper swivel joint you need the following information:

Size: _____ Style (shape): _____

End Configuration: _____ Material: _____

Maximum Working Pressure: _____ Temperature Range: _____

Product being handled: (if a chemical, please advise concentration) _____

If for constant rotation, advise RPM: _____

If for suction service, advise maximum vacuum in inches of Mercury (Hg): _____

Dixon's sales and engineering staff will be happy to help you evaluate your swivel application. Please call 800.355.1991.

	swivel size	*swivel style*	*end configuration*		*end configuration*	*swivel material*	*pressure seal (Buna-N standard)*	*dust seal (Buna-N standard)*	*retainers (V-Ring ONLY)*	*ball bearings (carbon steel standard)*	*grease*
Example	**2**	**20**	**F**	**X**	**F**	**CS**	**0**	**0**	**1**	**0**	**0**
	[A**]**	**[**B**]**	**[**C**]**		**[**C**]**	**[**D**]**	**[**E**]**	**[**F**]**	**[**G**]**	**[**H**]**	**[**I**]**

[A] Size
[B] Style (see diagrams)

[C] End Connections	**W** Weld End	**F** Female End	**FG** 150# ASA Flange	**TF** Tank Truck Flange	**PF** 300# ASA flange (not available on aluminum)
[D] Material	**CS (V-Ring)** carbon steel	**SS (V-Ring)** stainless steel	**AL** aluminum	**BR** brass	**MI** malleable iron
	OC (O-Ring) carbon steel	**OS (O-Ring)** stainless steel			

Code #	[E] Pressure Seal	[F] Dust Seal	[G] Retainers	[H] Ball Bearings	[I] Grease
0	Buna-N (standard)	Buna-N (standard)	No retainers (O-ring swivels)	Carbon steel (standard)	Standard
1	Viton®	Viton®	Aluminum (standard in CS V-ring)	440 grade stainless	FDA approved/ Food grade
2	PTFE	---	PTFE (standard in SS V-ring)	316 grade stainless	Silicone (required with EPR seals)
3	Ethylene Propylene (requires silicone grease)	Ethylene Propylene (requires silicone grease)	---	---	---
4	FDA Buna (O-ring only)	FDA Buna	---	---	---

The swivel should be packed so that the surfaces coming in contact with the fluid being handled are compatible with that fluid. In the case of the use of the swivel in submerged service this would include the dust seals and ball bearings.

Dixon always recommends the use of stainless steel ball bearings when building a swivel for submerged service since the standard carbon steel bearings could rust together making it impossible to disassemble the swivel and possibly affecting its operation.

Hammer Unions

- Socket weld configurations and other materials are available, contact the factory for further information.
- Hammer unions work at extremely high pressures. Mismatching components of one series with another (i.e. series 602 with series 1502) can lead to destruction of property, serious bodily injury or death.
- temperature rating: **-25°F** to **200°F**

SAFETY ALERT

Note: non-shocking cold water pressure means that the rated value is the maximum pressure at ambient temperature:

- no spikes higher than this pressure
- no instantaneous pressure increases (0-2000 PSIG in ¼ of a second)
- ambient temperature: 70°F



100 Series

- used on low pressure manifolds and lines and in applications running air, water, oil or gas up to 1,000 PSI NSCWP (non-shock cold working pressure)
- yellow sub, black nut

Size	Configuration	NSCWP	*Forged Steel* Part #	Price/E
2"	threaded 100 series	1000	***HU100200***	**$51.90**
2"	buttweld 100 series	1000	***HU100200BW ****	**82.35**
2½"	threaded 100 series	1000	***HU100250***	**137.25**
3"	threaded 100 series	1000	***HU100300***	**139.05**
4"	threaded 100 series	1000	***HU100400***	**209.45**
4"	buttweld 100 series	1000	***HU100400BW ****	**269.20**
6"	threaded 100 series	1000	***HU100600***	**722.40**
8"	threaded 100 series	1000	***HU100800***	**981.65**

* buttweld ends are schedule 80

200 Series

- used in general service applications running air, water, oil or gas up to 2,000 PSI NSCWP (non-shock cold working pressure)
- grey sub, blue nut

Size	Configuration	NSCWP	*Forged Steel* Part #	Price/E
1"	threaded 200 series	2000	***HU200100***	**$35.35**
1½"	threaded 200 series	2000	***HU200150***	**116.15**
2"	threaded 200 series	2000	***HU200200***	**51.90**
2"	buttweld 200 series	2000	***HU200200BW ****	**87.10**
2½"	threaded 200 series	2000	***HU200250***	**229.60**
3"	threaded 200 series	2000	***HU200300***	**213.75**
4"	threaded 200 series	2000	***HU200400***	**271.80**
6"	threaded 200 series	2000	***HU200600***	**981.65**

* buttweld ends are schedule 80

206 Series

- O-ring mounted sub provides excellent sealing properties
- runs air, water, oil or gas up to 2,000 PSI NSCWP (non-shock cold working pressure)
- grey sub, blue nut

Size	Configuration	NSCWP	*Forged Steel* Part #	Price/E
1"	threaded 206 series	2000	***HU206100***	**$38.00**
1½"	threaded 206 series	2000	***HU206150***	**101.10**
2"	threaded 206 series	2000	***HU206200***	**59.00**
2½"	threaded 206 series	2000	***HU206250***	**224.80**
3"	threaded 206 series	2000	***HU206300***	**224.30**
4"	threaded 206 series	2000	***HU206400***	**234.00**
6"	threaded 206 series	2000	***HU206600***	**1066.10**
8"	threaded 206 series	2000	***HU206800***	**1550.00**

New

602 Series

- lip type seal ring minimizes fluid flow turbulence while creating a pressure seal
- for use in mud, manifold service and truck mounting applications running air, water, oil, gas or mud up to 6,000 PSI NSCWP (non-shock cold working pressure)
- orange sub, black nut

Size	Configuration	NSCWP	*Forged Steel* Part #	Price/E
1"	threaded 602 series	6000	***HU602100***	**$116.00**
2"	threaded 602 series	6000	***HU602200***	**269.20**

1002 Series

- lip type seal ring minimizes fluid flow turbulence while creating a pressure seal
- for use in high pressure systems and truck mounting applications running air, water, oil, gas or mud up to 10,000 PSI NSCWP (non-shock cold working pressure)
- blue sub, red nut

Size	Configuration	NSCWP	*Forged Steel* Part #	Price/E
1"	threaded 1002 series	10000	***HU1002100***	**$223.15**
2"	threaded 1002 series	10000	***HU1002200***	**293.40**
4"	threaded 1002 series	10000	***HU1002400***	**758.20**

1502 Series

- lip type seal ring minimizes fluid flow turbulence while creating a pressure seal
- for use in extreme high pressure applications running air, water, oil, gas or mud up to 15,000 PSI NSCWP (non-shock cold working pressure)
- red sub, blue nut

Size	Configuration	NSCWP	*Forged Steel* Part #	Price/E
2"	threaded 1502 series	15000	***HU1502200***	**$303.85**

Products Recommended for Steam Service

Quick Disconnect Fittings

Quick disconnect fittings (socket and plug) are available in solid brass with stainless steel springs and locking balls in sizes ¼" through 1½". For further information see page 92.



GJ Boss™ Female Ground Joint Fittings

GJ Boss™ female ground joint fittings are available in plated steel and/or iron in sizes ¼" through 6". For further information see page 93.



Boss Female Washer Seal Fittings

Boss female washer seal fittings are available in plated steel and/or iron in sizes 3/8" through 6". For further information see page 94.



Boss Male Stems

Boss male stems are available in steel bar stock in sizes ¼" through 1"; iron in sizes 1¼" through 4"; 316 stainless steel in sizes ½" through 4" and brass in sizes ¾" through 3". For further information see page 95.



Boss Clamps

Boss clamps in the 2-bolt and 4-bolt style are available in plated iron in sizes ¼" through 3"; stainless steel in sizes ½" through 3" and brass in sizes ½" through 2". Boss clamps in the three-piece style are available in plated iron in sizes 3" through 6". For further information see pages 98 and 99.



180° Steam Gauge Siphon

180° steam gauge siphon is available in red brass pipe in ¼". In order to prevent live steam from entering a pressure gauge bourdon tube a siphon filled with water should be installed between the gauge and the process line. For further information see page 251.



250 PSIG Steam Ball Valve

250 lb. steam ball valves are available with a threaded bronze valve, 316 stainless steel ball and stem in sizes ½" through 2". For further information see page 542.



Note: Pressurized steam is an extremely dangerous commodity. Only hose, fittings, clamps and accessory items that have been approved for steam service should ever be used! Never use an unapproved item for steam service. Always follow the manufacturer's product recommendations for pressurized steam handling.

SAFETY ALERT

Steam Quick Disconnect Couplings

Designed exclusively for steam applications, the coupler and plug are solid brass with stainless steel springs and locking balls. The coupler has a large plated steel sleeve especially designed for easier gripping with gloves. Two ethylene propylene O-rings in the coupler and one ethylene propylene O-ring in the plug provide double protection against leaks. Rated to **100 PSI** gauge saturated steam **(338°F)**.

SAFETY ALERT ***Warning: Do Not Disconnect Under Pressure!!*** SAFETY ALERT



poppet valve coupler

Body Size	Female NPT Size	Part #	Price/E
1/4"	1/4"	***B16-200S***	**$42.34**
3/8"	3/8"	***B16-300S***	**45.62**
1/2"	1/2"	***B16-400S***	**63.64**
3/4"	3/4"	***B16-600S***	**99.64**
1"	1"	***B16-800S***	**161.78**
1-1/2"	1-1/2"	***B16-1200S***	**434.35**



poppet valve plug

Body Size	Female NPT Size	Part #	Price/E
1/4"	1/4"	***B17-200S***	**$13.08**
3/8"	3/8"	***B17-300S***	**18.51**
1/2"	1/2"	***B17-400S***	**23.26**
3/4"	3/4"	***B17-600S***	**40.84**
1"	1"	***B17-800S***	**53.39**
1-1/2"	1-1/2"	***B17-1200S***	**336.75**

Boss Coupling System

Features: The spud part of the coupling serves as one half of the connection and is usually fixed to the equipment. The stem part that is clamped to the hose is the other half. The two halves are connected or disconnected by rotating the wing nut onto the spud. When connected they achieve a mechanical, as well as, a pressure seal.

Services: Boss couplings are all-purpose hose couplings, universally recommended for steam hose connections. They are also widely used for air, water, fluid petroleum, chemicals and liquid petroleum gas up to 1" ID. Boss couplings can be applied to many types of rubber, synthetic, plastic, metallic or semi-metallic hose. Consult the factory for specific media capabilities.

Purpose: Boss couplings supply a convenient threaded fitting to connect two lengths of hose, or a single length to a male or female threaded (NPT) outlet.

Material:
- stem: ¼" - 1" plated steel, 1¼" - 4" plated iron, 6" tubular steel
- spud: ¼" - 1" plated steel, 1¼" - 6" plated iron
- wing nut: ¼" - 1" plated steel, 1¼" - 6" plated iron

Seal Types:
- ground joint: copper or polymer seats
- washer: Klingersil® C-4401

SAFETY ALERT Worn-out hose couplings can be dangerous. They should be checked regularly and replaced when necessary. Each coupling user should review applications and add safety devices where indicated.

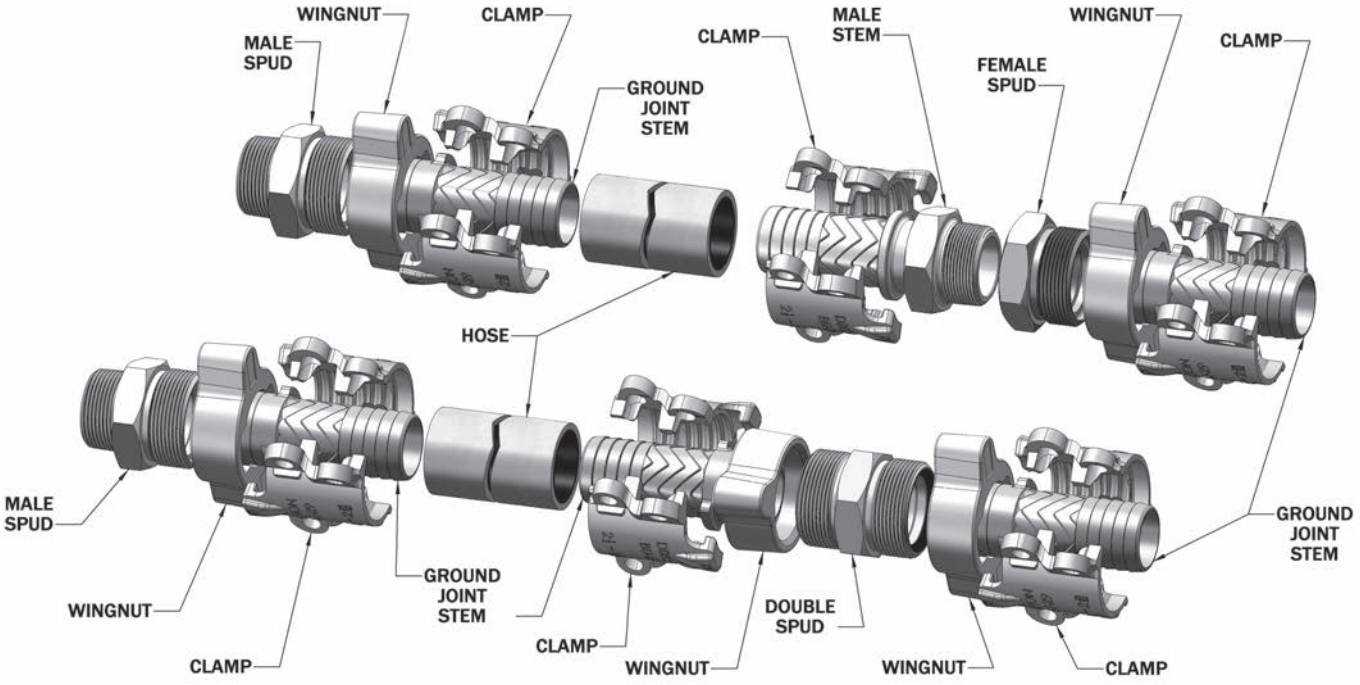

GJ Boss™ Ground Joint Seal

Positive Metal-to-Polymer Seal

- A leakproof seal is formed when the metal head of the stem makes contact with the patented polymer seat in the spud.
- The non-metallic polymer seat resists most chemicals found in manufacturing facilities. (reference corrosion resistance chart on pages 642-647)
- recommended for steam service up to **450°F** SAFETY ALERT
- easy to seal
- works with existing fittings
- *plated steel and / or iron*
- use with Boss clamps found on pages 98 and 99.





complete female



stem



wing nut



knurled nut

Hose Shank x NPT	Part #	Price/E	Part #	Price/E	Opt Qty	Part #	Price/E	Opt Qty	Part #	Price/E	Opt Qty
1/4"	***GF1*** [1]	**$48.95**	***GBA***	**$18.75**	100	***SLS4***	**$11.55**	100	**---**	**---**	--
3/8"	***GF3*** [1]	**41.60**	***GCA***	**8.70**	100	***CB***	**11.40**	100	**---**	**---**	--
1/2"	***GF6***	**32.65**	***GB1***	**7.40**	100	***B2***	**7.00**	100	**---**	**---**	--
1/2" x 3/4"	***GF26-1***	**41.75**	***GB6-1***	**16.55**	50	***B12***	**9.30**	25	**---**	**---**	--
3/4"	***GF26***	**39.70**	***GB6***	**14.50**	50	***B12***	**9.30**	25	***KB12***	**$15.00**	25
1"	***GF36***	**41.00**	***GB11***	**15.20**	50	***B12***	**9.30**	25	***KB12***	**15.00**	25
1-1/4"	***GF51***	**74.75**	***GB16***	**22.70**	25	***B17***	**17.05**	25	**---**	**---**	--
1-1/2"	***GF61***	**69.35**	***GB21***	**20.30**	25	***B17***	**17.05**	25	**---**	**---**	--
2"	***GF81*** [2]	**82.80**	***GB26*** [2]	**22.60**	10	***B27***	**27.40**	10	**---**	**---**	--
2-1/2"	***GF96***	**213.30**	***GB31***	**54.65**	5	***B32***	**68.80**	5	**---**	**---**	--
3"	***GF111***	**220.75**	***GB36***	**65.50**	5	***B37***	**58.15**	5	**---**	**---**	--
4"	***GF141***	**493.00**	***GB46***	**153.60**	5	***B47***	**168.00**	5	**---**	**---**	--
6"	***GF201*** [1]	**1183.25**	***GB66***	**365.00**	2	***B67***	**248.25**	2	**---**	**---**	--

[1] 1/4", 3/8" and 6" come only with copper seat spuds

[2] not to be used with #250, #275 or #306 Boss clamps SAFETY ALERT



female spud



male spud



double spud

Thread	Part #	Price/E	Opt Qty	Part #	Price/E	Part #	Price/E
1/4"	***GBC*** [1]	**$18.65**	100	**---**	**---**	**---**	**---**
3/8"	***GCC*** [1]	**21.50**	100	***GMC*** [1]	**$19.95**	**---**	**---**
1/2"	***GB3***	**18.25**	100	***GM3***	**22.90**	***GDB3***	**$35.15**
3/4"	***GB8***	**15.90**	50	***GM8***	**21.70**	***GDB13***	**35.40**
1"	***GB13***	**16.50**	50	***GM13***	**22.90**	***GDB13***	**35.40**
1-1/4"	***GB18***	**35.00**	25	***GM18***	**51.85**	***GDB23***	**61.50**
1-1/2"	***GB23***	**32.00**	25	***GM23***	**50.00**	***GDB23***	**61.50**
2"	***GB28***	**32.80**	10	***GM28***	**53.00**	***GDB28***	**64.30**
2-1/2"	***GB33***	**89.85**	5	***GM33***	**128.10**	***GDB33***	**131.35**
3"	***GB38***	**97.10**	5	***GM38***	**134.70**	***GDB38***	**137.70**
4"	***GB48***	**171.40**	5	**---**	**---**	**---**	**---**
6"	***GB68*** [1]	**570.00**	2	**---**	**---**	**---**	**---**

[1] 1/4", 3/8" and 6" come only with copper seat spuds

SAFETY ALERT Boss couplings and the steam quick disconnects on page 92 are the only Dixon couplings recommended for steam service.

Boss Washer Seal



Washer Type

- A Klingersil® C-4401 washer is inserted between the stem and spud.
- A leakproof seal is formed by rotating the wing nut and hammering it tight.
- recommended for steam service up to **450°F** SAFETY ALERT
- easy to seal
- works with existing fittings
- *plated steel* and / or *iron*
- use with Boss clamps found on pages 98 and 99.



complete female



stem



wing nut



knurled nut

Hose Shank x NPT	Part #	Price/E	Part #	Price/E	Opt Qty	Part #	Price/E	Opt Qty	Part #	Price/E	Opt Qty
3/8"	***WF3***	**$32.15**	***SS337***	**$7.45**	100	***CB***	**$11.40**	100	**---**	**---**	---
1/2"	***WF6***	**31.75**	***B1***	**11.75**	100	***B2***	**7.00**	100	**---**	**---**	---
1/2" x 3/4"	***WF26-1***	**41.45**	***B6-1***	**18.15**	50	***B12***	**9.30**	25	**---**	**---**	---
3/4"	***WF26***	**37.90**	***B6***	**14.60**	50	***B12***	**9.30**	25	***KB12***	**$15.00**	25
1"	***WF36***	**38.10**	***B11***	**15.45**	50	***B12***	**9.30**	25	***KB12***	**15.00**	25
1-1/4"	***WF51***	**80.80**	***B16***	**30.55**	25	***B17***	**17.05**	25	**---**	**---**	---
1-1/2"	***WF61***	**71.30**	***B21***	**23.95**	25	***B17***	**17.05**	25	**---**	**---**	---
2"	***WF81*** [1]	**89.20**	***B26*** [1]	**25.40**	10	***B27***	**27.40**	10	**---**	**---**	---
2-1/2"	***WF96***	**214.20**	***B31***	**66.55**	5	***B32***	**68.80**	5	**---**	**---**	---
3"	***WF111***	**222.95**	***B36***	**75.80**	5	***B37***	**58.15**	5	**---**	**---**	---

[1] not to be used with #250, #275 or #306 Boss clamps SAFETY ALERT



female spud



male spud



double spud



washer [1]

Thread	Part #	Price/E	Opt Qty	Part #	Price/E	Part #	Price/E	Part #	Price/E
3/8"	***CC***	**$12.60**	100	***WMC***	**$15.20**	**---**	**---**	***WBC***	**$0.70**
1/2"	***B3***	**12.20**	100	***WM3***	**26.55**	***DB3***	**$23.60**	***W2***	**0.80**
3/4"	***B8***	**13.05**	25	***WM8***	**19.45**	***DB13***	**27.90**	***W12***	**0.95**
1"	***B13***	**12.40**	50	***WM13***	**23.20**	***DB13***	**27.90**	***W12***	**0.95**
1-1/4"	***B18***	**31.90**	25	***WM18***	**44.00**	***DB23***	**42.30**	***W17***	**1.30**
1-1/2"	***B23***	**29.00**	25	***WM23***	**53.85**	***DB23***	**42.30**	***W17***	**1.30**
2"	***B28***	**34.95**	10	***WM28***	**59.00**	***DB28***	**56.90**	***W27***	**1.45**
2-1/2"	***B33***	**77.20**	5	**---**	**---**	**---**	**---**	***W32***	**1.65**
3"	***B38***	**86.40**	5	***WM38***	**130.00**	***DB38***	**115.65**	***W37***	**2.60**

[1] washer is nitrile rubber bonded, non-asbestos Klingersil® C-4401

Boss Male Stems


steel barstock


iron


316 stainless


brass

Hose x NPT Size	*Steel Bar Stock* Part #	Price/E	Opt Qty	Size	*Iron* Part #	Price/E	Opt Qty	Size	*316 Stainless* Part #	Price/E	Size	*Brass* Part #	Price/E
1/4" x 1/8"	***MS4X2***	**$8.90**	25	---	**---**	**---**	---	½"	***RMS1***	**$62.30**	---	**---**	**---**
1/4" x 1/4"	***MSA***	**6.90**	50	---	**---**	**---**	---	¾"	***RMS6***	**62.50**	¾"	***BMS6***	**$37.00**
1/4" x 3/8"	***MSB***	**8.40**	25	---	**---**	**---**	---	1"	***RMS11***	**63.00**	1"	***BMS11***	**51.55**
3/8" x 1/4"	***MS6X4***	**7.65**	25	1¼"	***MS16***	**$22.80**	20	1¼"	***RMS16***	**120.00**	1¼"	***BMS16***	**70.55**
3/8" x 3/8"	***MSC***	**6.20**	100	1½"	***MS21***	**25.00**	20	1½"	***RMS21***	**122.50**	1½"	***BMS21***	**85.20**
3/8" x 1/2"	***MS6X8***	**11.10**	25	2"	***MS26***	**35.00**	10	2"	***RMS26***	**130.80**	2"	***BMS26***	**134.00**
1/2" x 1/4"	***MS8X4***	**7.80**	25	2½"	***MS31***	**64.00**	5	2½"	***RMS31***	**250.00**	---	**---**	**---**
1/2" x 3/8"	***MS8X6***	**7.80**	50	3"	***MS36***	**86.10**	5	3"	***RLP36*** [1]	**221.40**	3"	***BMS36***	**310.80**
1/2" x 1/2"	***MS1***	**6.45**	25	4"	***MS46***	**150.00**	2	4"	***RLP46*** [1]	**375.00**	---	**---**	**---**
1/2" x 3/4"	***MS8X12***	**17.80**	25	---	**---**	**---**	---	---	**---**	**---**	---	**---**	**---**
3/4" x 1/2"	***MS12X8***	**14.60**	25	---	**---**	**---**	---	---	**---**	**---**	---	**---**	**---**
3/4" x 3/4"	***MS6***	**9.80**	25	---	**---**	**---**	---	---	**---**	**---**	---	**---**	**---**
3/4" x 1"	***MS12X16***	**22.00**	25	---	**---**	**---**	---	---	**---**	**---**	---	**---**	**---**
1" x 3/4"	***MS16X12***	**21.90**	25	---	**---**	**---**	---	---	**---**	**---**	---	**---**	**---**
1" x 1"	***MS11***	**14.35**	25	---	**---**	**---**	---	---	**---**	**---**	---	**---**	**---**

[1] tubular steel, no hex

- Use with Boss clamps on pages 98 and 99. For safety tags and safety tape see page 633.

LP-Boss Male Stems


male NPT end


beveled end

Size	*Plated Steel* NPT Part #	Price/E	*316 Stainless* NPT Part #	Price/E	*schd.80 Plated Steel* NPT Part #	Price/E	*Unplated Steel* Beveled Part #	Price/E
1¼"	***LP16***	**$63.00**	**---**	**---**	***LP16-80*** [1]	**$66.50**	**---**	**---**
1½"	***LP21***	**60.00**	**---**	**---**	***LP21-80*** [1]	**69.00**	**---**	**---**
2"	***LP26***	**53.20**	**---**	**---**	***LP26-80*** [1]	**71.85**	***LPB26***	**$63.35**
2½"	***LP31***	**126.50**	**---**	**---**	**---**	**---**	**---**	**---**
3"	***LP36***	**125.00**	***RLP36***	**$221.40**	**---**	**---**	***LPB36***	**115.40**
4"	***LP46***	**164.00**	***RLP46***	**375.00**	**---**	**---**	**---**	**---**
6"	***LP66***	**340.00**	**---**	**---**	**---**	**---**	**---**	**---**

[1] schedule 80 stems meet NFPA 58

Boss Hose Menders

- collars engage gripping fingers of Boss clamps
- ¾" - 3" plated iron; ½" plated steel

Size	Part #	Price/E	Size	Part #	Price/E
½"	***M1***	**$10.00**	1½"	***M21***	**$21.35**
¾"	***M6***	**18.40**	2"	***M26***	**35.90**
1"	***M11***	**29.30**	2½"	***M31***	**62.60**
1¼"	***M16***	**21.35**	3"	***M36***	**73.55**



Boss Spud x Hose Shank

- polymer seat

Size	*Steel* Part #	Price/E
1"	***GH1311***	**$37.30**
2"	***GH2826***	**79.00**



316 Stainless Steel Ground Joint

recommended for steam service up to **450°F**






complete female | **stem** | **wing nut** | **female spud**

Size	Part #	Price/E	Part #	Price/E	Part #	Price/E	Part #	Price/E
¾"	***RGF26***	**$219.30**	***RGB6***	**$78.25**	***RB12***	**$70.00**	***RGB8***	**$71.05**
1"	***RGF36***	**240.70**	***RGB11***	**98.90**	***RB12***	**70.00**	***RGB13***	**71.80**
1¼"	***RGF51***	**354.75**	***RGB16***	**109.45**	***RB17***	**115.30**	***RGB18***	**130.00**
1½"	***RGF61***	**426.15**	***RGB21***	**118.45**	***RB17***	**115.30**	***RGB23***	**192.40**
2"	***RGF81*** [1]	**560.00**	***RGB26*** [1]	**173.00**	***RB27***	**194.60**	***RGB28***	**192.40**

[1] not to be used with #250, #275 or #306 Boss clamps SAFETY ALERT

Brass Ground Joint






complete female | **stem** | **wing nut** | **female spud**

Size	Part #	Price/E	Part #	Price/E	Part #	Price/E	Part #	Price/E
¾"	***BGF26***	**$153.05**	***BGB6***	**$57.85**	***BB12***	**$47.70**	***BGB8***	**$47.50**
1"	***BGF36***	**172.45**	***BGB11***	**54.75**	***BB12***	**47.70**	***BGB13***	**70.00**
1¼"	***BGF51***	**227.60**	***BGB16***	**56.70**	***BB17***	**81.00**	***BGB18***	**89.90**
1½"	***BGF61***	**255.10**	***BGB21***	**75.35**	***BB17***	**81.00**	***BGB23***	**98.75**
2"	***BGF81*** [1]	**437.80**	***BGB26*** [1]	**142.00**	***BB27***	**155.40**	***BGB28***	**140.40**

[1] not to be used with #250, #275 or #306 Boss clamps SAFETY ALERT

316 Stainless Steel Washer Style

shipped from factory only







complete female | **stem** | **wing nut** | **female spud** | **washer** [2]

Size	Part #	Price/E	Part #	Price/E	Part #	Price/E	Part #	Price/E	Part #	Price/E
¾"	***RWF26***	**$223.60**	***RB6***	**$76.05**	***RB12***	**$70.00**	***RB8***	**$76.60**	***W12***	**$0.95**
1"	***RWF36***	**233.15**	***RB11***	**84.80**	***RB12***	**70.00**	***RB13***	**77.40**	***W12***	**0.95**
1¼"	***RWF51***	**347.30**	***RB16***	**122.70**	***RB17***	**115.30**	***RB18***	**108.00**	***W17***	**1.30**
1½"	***RWF61***	**440.40**	***RB21***	**136.30**	***RB17***	**115.30**	***RB23***	**187.50**	***W17***	**1.30**
2"	***RWF81*** [1]	**559.45**	***RB26*** [1]	**177.00**	***RB27***	**194.60**	***RB28***	**186.40**	***W27***	**1.45**

SAFETY ALERT

[1] not to be used with #250, #275 or #306 Boss clamps
[2] washer is nitrile rubber bonded, non-asbestos Klingersil® C-4401
- Brass Washer Style available, consult Dixon for pricing and availability.

Boss Holedall Fittings

Boss Holedall fittings are designed for air and liquid applications where a permanent, low profile clamping system is desired. Both fittings are supplied with carbon steel ferrules. Consult Dixon for swage and/or crimp specifications.
Not for steam service. SAFETY ALERT

Size	Hose OD From:	Hose OD To:	*Iron* Part #	*Iron* Price/E	*Stainless Steel* Part #	*Stainless Steel* Price/E
¾"	1-10/64"	1-14/64"	***GF26P1***	**$58.15**	**---**	**---**
	1-15/64"	1-18/64"	***GF26P2***	**58.15**	**---**	**---**
	1-19/64"	1-22/64"	***GF26P3***	**58.15**	**---**	**---**
1"	1-30/64"	1-34/64"	***GF36P1***	**61.55**	**---**	**---**
	1-35/64"	1-38/64"	***GF36P2***	**61.55**	**---**	**---**
	1-39/64"	1-42/64"	***GF36P3***	**61.55**	**---**	**---**
1½"	1-15/16"	2"	***GF61P1***	**117.60**	***RGF61P1***	**$440.00**
	2-1/64"	2-1/8"	***GF61P2***	**117.60**	***RGF61P2***	**440.00**
	2-9/64"	2-1/4"	***GF61P3***	**117.60**	**---**	**---**
2"	2-9/16"	2-5/8"	***GF81P1***	**120.20**	***RGF81P1***	**580.00**
	2-41/64"	2-3/4"	***GF81P2***	**120.20**	***RGF81P2***	**580.00**
	2-49/64"	2-7/8"	***GF81P3***	**120.20**	**---**	**---**
3"	3-9/16"	3-5/8"	***GF111P1***	**342.30**	**---**	**---**
	3-41/64"	3-3/4"	***GF111P2***	**342.30**	**---**	**---**
	3-49/64"	3-7/8"	***GF111P3***	**342.30**	**---**	**---**



Boss Adapters

These fittings have male or female NPT threads and are designed to fit the standard ground joint spuds on page 94. *Supplied with a wing nut, as shown.* For safety tags and safety tape, see page 633.

male NPT adapter

Size	Part #	Price/E	Pkg Qty
¾"	***GMAS6***	**$51.50**	25
1"	***GMAS11***	**53.70**	25
1¼"	***GMAS16***	**74.00**	10
1½"	***GMAS21***	**88.85**	10
2"	***GMAS26*** [1]	**92.50**	10

New



[1] uses a special wing nut, part # B27-3

female NPT adapter

Size	Part #	Price/E
¾"	***GFAS6***	**$101.40**
1"	***GFAS11***	**110.00**
1¼"	***GFAS16***	**125.00**
1½"	***GFAS21*** [1]	**150.00**
2"	***GFAS26*** [1]	**159.00**

New



[1] Part is produced as a welded fabrication.

Boss Wing Nut Caps

Size	Part #	Price/E	Opt Qty
¾" and 1"	***B12SC***	**$44.60**	25
1¼" and 1½"	***B17SC***	**51.15**	25
2"	***B27SC***	**80.65**	10
3"	***B37SC***	**131.25**	5



- Supplied with 12" chain and washer.
- For best results, use with washer style spuds and washers on pages 94 and 96.

Note: Boss wing nut caps are not intended for pressure applications. SAFETY ALERT

Boss Clamps



two clamp sections
2-bolt type
2 gripping fingers
1/4" - 1/2" design



two clamp sections
4-bolt type
2 gripping fingers



two clamp sections
4-bolt type
4 gripping fingers

Hose ID	Hose OD From:	Hose OD To:	*Plated Iron* Part #	*Plated Iron* Price/E	Opt Qty	*Stainless Steel* Part #	*Stainless Steel* Price/E	Torque[3]	*Brass* Part #	*Brass* Price/E	Torque
1/4"	36/64"	42/64"	***BD*** [4]	**$8.90**	100	**---**	**---**	6	**---**	**---**	--
3/8"	44/64"	56/64"	***CD*** [4]	**8.30**	100	**---**	**---**	6	**---**	**---**	--
1/2"	52/64"	60/64"	***DD*** [4]	**9.45**	100	**---**	**---**	6	**---**	**---**	--
1/2"	58/64"	1-2/64"	***968*** [1]	**14.60**	50	**---**	**---**	6	**---**	**---**	--
1/2"	60/64"	1-4/64"	***B4*** [4]	**8.15**	25	***RB4***	**$138.40**	12	***BB4***	**$30.00**	10
1/2"	1-4/64"	1-12/64"	***B5*** [4]	**9.50**	25	**---**	**---**	12	**---**	**---**	--
3/4"	1-10/64"	1-20/64"	***BU9*** [4]	**10.25**	50	***RBU9***	**184.00**	21	***BBU9***	**43.00**	18
3/4"	1-20/64"	1-32/64"	***B9***	**10.85**	25	***RB9***	**197.80**	21	***BB9***	**43.00**	18
3/4"	1-32/64"	1-44/64"	***B10*** [4]	**12.95**	25	**---**	**---**	21	***BB10***	**50.00**	--
1"	1-26/64"	1-36/64"	***156*** [1]	**18.80**	20	**---**	**---**	21	**---**	**---**	--
1"	1-34/64"	1-46/64"	***BU14***	**18.80**	25	***RBU14***	**192.40**	21	***BBU14***	**88.20**	18
1"	1-44/64"	1-60/64"	***B14***	**19.40**	25	***RB14***	**192.40**	21	***BB14***	**98.75**	18
1"	1-60/64"	2-8/64"	***B15***	**21.20**	20	**---**	**---**	21	**---**	**---**	--
1-1/4"	1-32/64"	1-50/64"	***BU18***	**30.65**	10	**---**	**---**	40	**---**	**---**	--
1-1/4"	1-44/64"	1-56/64"	***187*** [1]	**28.25**	10	**---**	**---**	21	**---**	**---**	--
1-1/4"	1-50/64"	2-6/64"	***BU19***	**34.10**	10	**---**	**---**	40	**---**	**---**	--
1-1/4"	1-56/64"	2-4/64"	***206*** [1]	**24.65**	20	**---**	**---**	21	**---**	**---**	--
1-1/4"	2-8/64"	2-24/64"	***B19***	**27.90**	10	***RB19***	**203.70**	40	***BB19*** [2]	**135.00**	28
1-1/2"	1-52/64"	2"	***BU22***	**34.60**	10	**---**	**---**	40	**---**	**---**	--
1-1/2"	2"	2-14/64"	***B22***	**32.75**	10	**---**	**---**	40	**---**	**---**	--
1-1/2"	2"	2-8/64"	***212*** [1]	**33.40**	10	**---**	**---**	21	**---**	**---**	--
1-1/2"	2-4/64"	2-16/64"	***225*** [1]	**35.00**	10	**---**	**---**	40	**---**	**---**	--
1-1/2"	2-12/64"	2-24/64"	***BU24***	**28.80**	10	***RBU24***	**211.05**	40	***BBU24*** [2]	**135.00**	28
1-1/2"	2-24/64"	2-36/64"	***B24***	**26.30**	10	***RB24***	**204.00**	40	**---**	**---**	--
1-1/2"	2-36/64"	2-48/64"	***B25***	**30.00**	10	**---**	**---**	40	**---**	**---**	--
2"	2-16/64"	2-32/64"	***250*** [1, 5]	**35.60**	10	**---**	**---**	40	**---**	**---**	--
2"	2-22/64"	2-34/64"	***BU28***	**39.50**	10	**---**	**---**	60	**---**	**---**	--
2"	2-32/64"	2-48/64"	***275*** [1, 5]	**40.60**	10	**---**	**---**	40	**---**	**---**	--
2"	2-32/64"	2-50/64"	***BU29***	**34.65**	10	***RBU29***	**295.00**	60	***BBU29*** [2]	**164.00**	40
2"	2-48/64"	3-4/64"	***B29***	**38.15**	10	***RB29***	**309.00**	60	**---**	**---**	--
2"	2-48/64"	3-4/64"	***306*** [1, 5]	**47.50**	10	**---**	**---**	60	**---**	**---**	--
2"	3-6/64"	3-28/64"	***B30***	**62.35**	5	**---**	**---**	60	**---**	**---**	--
2-1/2"	3-4/64"	3-32/64"	***350*** [1]	**51.20**	5	**---**	**---**	60	**---**	**---**	--
2-1/2"	3-6/64"	3-28/64"	***BU34***	**66.80**	5	**---**	**---**	60	**---**	**---**	--
2-1/2"	3-32/64"	3-60/64"	***B34***	**83.00**	5	**---**	**---**	150	**---**	**---**	--
3"	3-32/64"	3-48/64"	***375*** [1]	**63.70**	5	**---**	**---**	60	**---**	**---**	--
3"	3-32/64"	3-60/64"	***BU35***	**97.25**	5	***RBU35***	**461.70**	150	**---**	**---**	--
3"	3-48/64"	4"	***401*** [1]	**109.20**	5	**---**	**---**	150	**---**	**---**	--
3"	3-52/64"	4-4/64"	***B35***	**88.80**	5	**---**	**---**	150	**---**	**---**	--
3"	4"	4-12/64"	***418*** [1]	**121.80**	4	**---**	**---**	200	**---**	**---**	--
3"	4-4/64"	4-28/64"	***B39***	**116.55**	5	**---**	**---**	200	**---**	**---**	--
3"	4-12/64"	4-32/64"	***450*** [1]	**119.60**	2	**---**	**---**	200	**---**	**---**	--

[1] 4 gripping fingers
[2] will become obsolete as inventory is depleted
[3] torque applies to plated iron and stainless steel clamps
[4] global investment cast carbon steel
[5] not to be used with GF81, GB26, WF81, B26, RGF81, RGB26, BGF81, BGB26, RWF81, RB26 SAFETY ALERT

- Replacement nuts and bolts are available, contact Dixon for more information.
- The bolts used in the Boss interlocking clamps are not standard bolts. They vary from standard bolts in their length, diameter, overall thread length and material hardness. These bolts can be retorqued, but it is ***not*** recommended that the bolts or clamps be reused, as they are designed for a single bend only. Dixon recommends using only factory supplied replacement bolts. SAFETY ALERT
- Torque values for clamps are based on dry bolts. The use of lubricant on bolts will adversely effect clamp performance. *Do not lubricate nuts and bolts.* SAFETY ALERT
- See page 652 for Fraction to Decimal conversion chart.
- recommended torque rating in ft. lbs. SAFETY ALERT

Boss Clamps

Hose ID	Hose OD From:	To:	*Plated Iron* Part #	Price/E	Opt Qty	Torque
3"	4-16/64"	4-52/64"	***BS39***	**$218.40**	2	150
4"	4-40/64"	5"	***B45***	**221.55**	2	150
4"	4-56/64"	5-16/64"	***BS49***	**333.00**	2	200
4"	5-16/64"	5-38/64"	***BU49***	**408.00**	2	200
4"	5-34/64"	5-60/64"	***B49***	**401.00**	2	200
6"	6-56/64"	7-24/64"	***750***	**410.00**	1	200
6"	7-32/64"	8"	***850***	**413.50**	1	200



three clamp sections
6-bolt type
3 gripping fingers

- Replacement nuts and bolts are available, contact Dixon for more information.
- The bolts used in the Boss interlocking clamps are not standard bolts. They vary from standard bolts in their length, diameter, overall thread length and material hardness. These bolts can be retorqued, but it is ***not*** recommended that the bolts or clamps be reused, as they are designed for a single bend only. Dixon recommends using only factory supplied replacement bolts. SAFETY ALERT
- Torque values for clamps are based on dry bolts. The use of lubricant on bolts will adversely effect clamp performance. *Do not lubricate nuts and bolts.* SAFETY ALERT
- See page 652 for Fraction to Decimal conversion chart.
- recommended torque rating in ft. lbs. SAFETY ALERT

Dixon Mining Fittings

- These lightweight fittings are designed for underground air and water service. Metal to metal taper seat, zinc-plated steel. The fitting system features a plated steel hose stem, nut, and spud. Both the stem and spud have tapered seats which are held together by the nut, creating a positive metal to metal seal. The stem is sized to the hose ID and prior to being inserted into the hose, either a hex nut or wing nut is added to the stem. The hose stem with the nut is then inserted and clamped to the hose using band clamps.
- For ½", ¾" and 1" sizes, spuds or a special pipe nipple with an internal reamed taper, are permanently threaded to either the tool/equipment or air/water supply piping. For 1¼" and 1½" sizes, regular pipe nipples are often used as spuds. When it's desired to connect the equipment to the supply piping, the hose assembly with the clamped on stems and nuts, is simply threaded to the spuds or pipe nipples, on both the tool/equipment or air/water supply piping.



stem



hex nut



wing nut



female NPT x nut thread
female spud

Size	Part #	Price/E	Part #	Price/E	Part #	Price/E	Part #	Price/E
3/8"	***---***	**---**	***---***	**---**	***---***	**---**	***MFFS06-16***	**$10.20**
1/2"	***MFS08-16***	**$5.10**	***MFN16***	**$3.80**	***MFB2***	**$8.70**	***---***	**---**
3/4"	***MFS12-16***	**7.80**	***MFN16***	**3.80**	***MFB2***	**8.70**	***MFFS12-16***	**10.20**
1"	***MFS16-16***	**5.50**	***MFN16***	**3.80**	***MFB2***	**8.70**	***MFFS16-16***	**10.20**
1-1/4"	***MFS20-20***	**16.00**	***MFN20***	**10.20**	***---***	**---**	***---***	**---**
1-1/2"	***MFS24-24***	**17.00**	***MFN24***	**12.10**	***---***	**---**	***---***	**---**

Note: stems and spuds ending with "-16" can be used with either the MFN16 (hex nut) or MFB2 (wing nut)

Schedule 40 Pipe Nipple

All double reamed ends



male NPT pipe nipple

Size	Overall Length	Part #	Price/E
1"	3"	***MFTN16***	**$6.70**

LP Gas Hose Couplings and Adapters

- female Acme filler hose couplings
- Acme x NPT adapters
- Products meet or exceed the requirements of Compressed Gas Association (CGA), the National Fire Protection Association (NFPA), the Canadian Gas Association, American Society of Mechanical Engineers (ASME) and Underwriters Laboratories (UL)

Brass Male Acme x MNPT Adapters



ME217



ME233



ME503-16

Male Acme thread	Male NPT thread	*Brass* Part #	Price/E
1¾"	1¼"	***ME217***	**$33.55**
2¼"	1¼"	***ME233***	**129.00**
3¼"	2"	***ME503-16***	**161.65**

Brass Male Acme x FNPT Adapter



ME252-16

Male Acme thread	Female NPT thread	*Brass* Part #	Price/E
1¾"	1"	***ME214***	**$33.55**
3¼"	2"	***ME252-16***	**147.15**

Steel Male Acme x MNPT Adapters



ME217S



ME503S-16

Male Acme thread	Male NPT thread	*Steel* Part #	Price/E
1¾"	1¼"	***ME217S***	**$81.05**
2¼"	1¼"	***ME233S***	**158.60**
3¼"	2"	***ME503S-16***	**336.85**

Steel Male Acme x FNPT Adapter



ME252S-16

Male Acme thread	Female NPT thread	*Steel* Part #	Price/E
3¼"	2"	***ME252S-16***	**$229.85**

LP Gas Hose Couplings and Adapters

Female Acme x MNPT Filler Couplings, Brass Nut



ME112



ME130



ME120

Female Acme thread	Male NPT thread	Material	Part #	Price/E
1¾"	1"	brass nut, brass nipple	***ME112***	**$42.50**
2¼"	1¼"	brass nut, brass nipple	***ME120***	**194.10**
2¼"	1¼"	brass nut, steel nipple	***ME120S***	**199.65**
3¼"	2"	brass nut, steel nipple	***ME130***	**283.65**

Female Acme x MNPT Filler Couplings, Steel Nut



ME112S



ME130S



ME121S

Female Acme thread	Male NPT thread	Material	Part #	Price/E
1¾"	1"	steel nut and nipple	***ME112S***	**$94.00**
2¼"	1¼"	steel nut and nipple	***ME121S***	**202.90**
3¼"	2"	steel nut and nipple	***ME130S***	**232.50**

Acme Gaskets

Size	Material	Part #	Price/E
1¾"	nitrile	***MEW2***	**$0.60**
2¼"	nitrile	***MEW5***	**3.05**
3¼"	nitrile	***MEW6***	**3.25**

Clamp Style Hose Couplings

- Clamp sections and hose barbs are made of steel and ductile iron.
- The 32B and 32S size offers a female Acme swivel to eliminate the need to add additional weight and bulk to the hose assembly.



ME3162-20



ME3162-32B

Hose Barb Size	Thread Size	Material	Part #	Price/E
1"	1" MNPT	steel nipple with 2 piece ductile iron clamp	***ME3162-16***	**$87.90**
1¼"	1¼" MNPT	steel nipple with 2 piece ductile iron clamp	***ME3162-20***	**141.20**
1½"	1½" MNPT	steel nipple with 2 piece ductile iron clamp	***ME3162-24***	**184.40**
2"	2" MNPT	steel nipple with 2 piece ductile iron clamp	***ME3162-32***	**210.70**
2"	3¼" female Acme	steel nipple and brass nut with 2 piece ductile iron clamp	***ME3162-32B***	**418.50**
2"	3¼" female Acme	steel nipple and steel nut with 2 piece ductile iron clamp	***ME3162-32S***	**413.70**

Wrench



Description	*Aluminum* Part #	Price/E
Acme spanner wrench for 2¼", 3¼" and 4¼" fittings	***MEP120B***	**$102.10**

LP Gas Hose Couplings and Adapters

Female Acme x Male Acme Adapters



ME612



ME612S

Female Acme thread	Male Acme thread	Material	Part #	Price/E
3¼"	1¾"	brass	***ME612***	**$245.40**
3¼"	1¾"	steel	***ME612S***	**362.35**

Metal Acme Caps



ME229



ME441F

Female Acme thread	Description	Part #	Price/E
1¾"	cap with ring and chain, brass	***ME229-1***	**$65.50**
1¾"	cap with ring and chain, steel	***ME229S-1***	**111.40**
2¼"	cap with knob plug and chain, brass	***ME431F-1***	**165.40**
2¼"	cap with knob plug, ring, chain, steel	***ME431FS-1***	**186.85**
3¼"	cap knob with ring and chain, brass	***ME441F-1***	**250.05**
3¼"	cap with knob plug, ring and chain, steel	***ME441FS-1***	**273.85**

Plastic Acme Caps



ME109



ME109-NH3

Female Acme thread	Description	Part #	Price/E
1¾"	cap with ring and chain, yellow plastic	***ME109-1***	**$7.85**
1¾"	cap with chain assembly, for anyhydrous service	***ME109-NH3-1***	**8.90**

Plastic Dust Plugs



ME179



ME180



ME181

Male Acme thread	Description	Part #	Price/E
1¾"	plug with dust seal and chain assembly, yellow plastic	***ME179-1***	**$29.45**
2¼"	plug with dust seal and chain assembly, yellow plastic	***ME180-1***	**35.95**
3¼"	plug with dust seal and chain assembly, yellow plastic	***ME181-1***	**78.95**

Ground Joint Air Hammer Couplings

- Ground Joint Type - rounded steel head of stem fits concave inserts in spuds for superior sealing.
- metal-to-metal copper seat seal
- *plated steel* and / or *iron*
- for use with Boss clamps



complete female



stem



wing nut

Style	Hose ID and NPT Sizes	Coarse Nut Thread	Part #	Price/E	*Plated Steel* Part #	*Plated Steel* Price/E	*Iron* Part #	*Iron* Price/E
Compact	1/2"	1-31/64" OD x 8 TPI	***GDF6***	**$43.75**	***GBA45***	**$13.00**	***J47***	**$10.80**
	3/4"		***GDF8***	**47.55**	***GBA46***	**13.80**	***J47***	**10.80**
Heavy duty	3/4"	1-47/64" OD x 8 TPI	***GDF10***	**60.55**	***GBB18***	**20.60**	***DLB12***	**14.10**
	1"		***GDF12***	**53.30**	***GBB11***	**17.40**	***DLB12***	**14.10**



female spud



male spud



double spud

Style	NPT Sizes	Coarse Spud Thread	*Plated Steel w/ copper seat* Part #	*Plated Steel w/ copper seat* Price/E	*Plated Steel w/ copper seat* Part #	*Plated Steel w/ copper seat* Price/E	*Plated Steel w/ copper seat* Part #	*Plated Steel w/ copper seat* Price/E
Compact	1/2"	1-31/64" OD x 8 TPI	***GJ65***	**$19.95**	***GJ60***	**$27.40**	***GJ75***	**$32.50**
	3/4"		***GJ55***	**22.95**	***GJ50***	**25.10**	***GJ75***	**32.50**
Heavy duty	3/4"	1-47/64" OD x 8 TPI	***GDL8***	**25.85**	***GDL7***	**33.20**	***GDL25***	**33.30**
	1"		***GDL13***	**21.80**	***GDL10***	**29.25**	***GDL25***	**33.30**

Air King 4 - Lug Quick-Acting Couplings

- rated to **150 PSI** at ambient temperature (70°F)
- use with Boss clamps, see page 98.

SAFETY ALERT

- *Warning: Not to be used for steam service.*
- *Caution: Must use safety clips. Safety clips are same size for both 2-lug and 4-lug Universal Couplings,* see page 108.

Hose Ends



Size	*Iron* Part #	*Iron* Price/E	*Brass* Part #	*Brass* Price/E	Opt Qty
1¼"	***AM16***	**$27.30**	***AB16*** [1]	**$63.40**	25
1½"	***AM21***	**28.00**	***AB21*** [1]	**63.30**	25
2"	***AM26***	**40.75**	***AB26***	**81.75**	10

[1] Item will be discontinued when stock is depleted.

Female NPT Ends



Size	*Iron* Part #	*Iron* Price/E	*Brass* Part #	*Brass* Price/E	Opt Qty
1¼"	***AM18***	**$27.80**	***AB18*** [1]	**$72.50**	25
1½"	***AM23***	**26.40**	***AB23*** [1]	**66.00**	25
2"	***AM28***	**33.20**	***AB28***	**76.65**	20

[1] Item will be discontinued when stock is depleted.

Washer



Rubber Washer Part #	Price/E
AWR14	**$4.40**

Sand Blast Couplings

Sand blast couplings are designed for use on sand blast hose.

- supplied with screws
- nozzle holders have 1¼" NPSM thread
- rated to **110 PSI** at ambient temperature (70°F)
- *Abrasive blasting equipment must have hose safety cables (page 119) or hose coupling safety locks.* SAFETY ALERT
- Installation:
  1) Ends of hose must be cut square to fit snug against metal end.
  2) Holding hose tight to end of fitting, insert screws and turn in full, putting screw 180° from first to ensure best centering.
  3) After all screws have been placed, check tube opposite screws to be sure screws have not penetrated completely through.
  4) On quick couplings, insert safety clips

Quick Couplings



Hose Size	Hose OD	*Brass* Part #	*Brass* Price/E	*Aluminum* Part #	*Aluminum* Price/E
3/4"	1-1/2"	***BSB75***	**$47.35**	***ASB75***	**$16.10**
1"	1-7/8"	***BSB100***	**48.20**	***ASB100***	**17.95**
1-1/4"	2-5/32"	***BSB125***	**85.70**	***ASB125***	**30.15**
1-1/2"	2-3/8"	***BSB150***	**96.15**	***ASB150***	**35.35**

Nozzle Holders



Hose Size	Hose OD	*Brass* Part #	*Brass* Price/E	*Aluminum* Part #	*Aluminum* Price/E
3/4"	1-1/2"	***BNH75***	**$44.00**	***ANH75***	**$14.75**
1"	1-7/8"	***BNH100***	**50.30**	***ANH100***	**16.80**
1-1/4"	2-5/32"	***BNH125***	**72.90**	***ANH125***	**22.10**
1-1/2"	2-3/8"	***BNH150***	**94.65**	***ANH150***	**29.25**

Threaded Couplings



Size	*Brass* Part #	*Brass* Price/E	*Aluminum* Part #	*Aluminum* Price/E
1-1/4"	***BSC125***	**$52.70**	***ASC125***	**$15.90**
1-1/2"	***BSC150***	**52.70**	***ASC150***	**15.90**

Replacement Parts

Part #	Description	Price/E
SBG	black nitrile replacement gasket	**$1.20**
USBG	urethane replacement gasket	**4.85**
SBCS	replacement screw	**0.45**

Air King Universal Couplings

Hose Ends

- may use with Air King ferrules

Size	Iron Part #	Iron Price/E [2]	Opt Qty	Brass Part #	Brass Price/E [2]	Opt Qty	316 Stainless Steel Part #	316 Stainless Steel Price/E [2]
3/8"	***AMH*** [1]	**$10.40**	25	***ABH***	**$36.55**	25	***RAMH***	**$75.30**
1/2"	***AM1***	**6.75**	50	***AB1*** [1]	**24.10**	50	***RAM1***	**57.40**
5/8"	***AM5***	**10.00**	50	***AB5***	**25.20**	50	**---**	**---**
3/4"	***AM6***	**6.80**	50	***AB6*** [1]	**24.95**	50	***RAM6***	**48.25**
1"	***AM11***	**9.50**	50	***AB11*** [1]	**32.00**	50	***RAM11***	**53.35**



Male NPT Ends

Size	Iron Part #	Iron Price/E [2]	Opt Qty	Brass Part #	Brass Price/E [2]	Opt Qty	316 Stainless Steel Part #	316 Stainless Steel Price/E [2]
1/4"	***AMB1***	**$10.45**	25	***ABB1***	**$25.90**	25	**---**	**---**
3/8"	***AMB***	**9.05**	25	***ABB***	**31.50**	25	***RAMB***	**$82.45**
1/2"	***AM2***	**7.90**	50	***AB2*** [1]	**26.10**	50	***RAM2***	**55.65**
3/4"	***AM7***	**8.10**	50	***AB7*** [1]	**25.80**	50	***RAM7***	**49.80**
1"	***AM12***	**8.95**	50	***AB12*** [1]	**26.80**	50	***RAM12***	**53.35**



Female NPT Ends

Size	Iron Part #	Iron Price/E [2]	Opt Qty	Brass Part #	Brass Price/E [2]	Opt Qty	316 Stainless Steel Part #	316 Stainless Steel Price/E [2]
1/4"	***AMC1***	**$9.35**	25	***ABC1***	**$28.30**	25	**---**	**---**
3/8"	***AMC***	**9.05**	25	***ABC***	**27.70**	25	***RAMC***	**$78.20**
1/2"	***AM3***	**8.30**	50	***AB3*** [1]	**22.15**	50	***RAM3***	**57.40**
3/4"	***AM8***	**8.00**	50	***AB8*** [1]	**26.35**	50	***RAM8***	**49.80**
1"	***AM13***	**10.10**	50	***AB13*** [1]	**26.80**	50	***RAM13***	**55.90**



Blank Ends

Iron Part #	Iron Price/E [2]	Opt Qty	Brass Part #	Brass Price/E [2]	Opt Qty	316 Stainless Steel Part #	316 Stainless Steel Price/E [2]
AM0	**$12.85**	25	***AB0*** [1]	**$26.60**	25	***RAM0***	**$51.80**



Triple Connections

Iron Part #	Iron Price/E [2]	Opt Qty	Brass Part #	Brass Price/E [2]	Opt Qty
AM10	**$23.20**	25	***AB10*** [1]	**$54.10**	25



[1] global investment cast
[2] Prices for Universal couplings listed above include safety clip (not pictured).

- *The use of an Air King safety clip or wire type retainer is necessary to ensure Air King universal couplings will not become accidentally disconnected.* This guarantees the fittings are properly connected because the safety pin will not go through the holes in mating flanges until couplings are locked in place. Only one Air King safety clip or wire type retainer is required for each Air King universal coupling.
- To provide protection against coupling breakage and related hazards, Dixon recommends the use of a whip hose. See page 6 for Whip Hose safety information.
- Air King is rated to **150 PSI** at ambient temperature (**70°F**).
- Standard Air King fittings come with AWR4 rubber washers.
- Air King meets pressure requirements as specified in A-A-59553 commercial item description superseding Mil Spec. WWC-633D.

SAFETY ALERT

SAFETY ALERT

Air King is for air and water service only *Warning: Never use any Air King coupling for steam service!*
None of Dixon's catalog information is to be interpreted to mean that this type of coupling is suitable for use on steam hose.

SAFETY ALERT

Global Air King Universal Couplings

Hose Ends



Size	Plated Steel Part #	Price/E [1]	Pkg Qty
1/2"	***GAM1***	**$3.70**	25
3/4"	***GAM6***	**4.00**	50
1"	***GAM11***	**5.30**	50

Male NPT Ends



Size	Plated Steel Part #	Price/E [1]	Pkg Qty
1/2"	***GAM2***	**$4.30**	25
3/4"	***GAM7***	**4.70**	50
1"	***GAM12***	**5.30**	50

Female NPT Ends



Size	Plated Steel Part #	Price/E [1]	Pkg Qty
1/2"	***GAM3***	**$3.90**	25
3/4"	***GAM8***	**4.10**	50
1"	***GAM13***	**4.50**	50

Blank End



Size	Plated Steel Part #	Price/E [1]	Pkg Qty
---	***GAM0***	**$4.25**	25

Triple Connection



Size	Plated Steel Part #	Price/E [1]	Pkg Qty
---	***GAM10***	**$9.05**	25

[1] Prices for Universal couplings listed above include safety clip.
- couplings are supplied with rubber washers

Global Air King 4 - Lug Quick-Acting Couplings

- rated to **150 PSI** at ambient temperature (70°F)
- use with Boss clamps, see page 98.

SAFETY ALERT
- *Warning: Not to be used for steam service.*
- *Caution: Must use safety clips. Safety clips are same size for both 2-lug and 4-lug Universal Couplings,* see page 108.

Hose Ends



Size	Plated Steel Part #	Price/E	Opt Qty
1¼"	***GAM16***	**$13.15**	25
1½"	***GAM21***	**15.35**	25
2"	***GAM26***	**18.00**	10

Female NPT Ends



Size	Plated Steel Part #	Price/E	Opt Qty
1¼"	***GAM18***	**$12.30**	25
1½"	***GAM23***	**13.40**	25
2"	***GAM28***	**14.50**	20

SAFETY ALERT

Air King is for air and water service only *Warning: Never use any Air King coupling for steam service!*
None of Dixon's catalog information is to be interpreted to mean that this type of coupling is suitable for use on steam hose.

Air King Ferrules

Offers a low profile streamline appearance with maximum retention.
- lightweight
- can be crimped
- See page 677 for crimp recommendations and ferrule OD ranges.

Size	Ferrule ID	*Plated Steel* Part #	Price/E
1/2"	0.906	***CCF0906***	**$1.05**
	1.120	***CCF1120***	**1.55**
	1.149	***CCF1149***	**1.55**
3/4"	1.190	***CCF1190***	**1.55**
	1.218	***CCF1218***	**1.55**
	1.246	***CCF1246***	**1.55**
	1.438	***CCF1438***	**2.25**
1"	1.469	***CCF1469***	**2.25**
	1.500	***CCF1500***	**2.25**
	1.531	***CCF1531***	**2.25**



Air King Clamps

Size	Hose OD From:	Hose OD To:	*Plated Iron* Part #	Price/E	Opt Qty	Torque [1]
3/8"	44/64"	56/64"	***CD*** [3]	**$8.30**	100	6
1/2"	1"	1-12/64"	***A4***	**8.60**	50	6
3/4"	1-8/64"	1-20/64"	***A9*** [3]	**9.85**	50	21
1"	1-20/64"	1-32/64"	***A10*** [2, 3]	**12.75**	50	21
1"	1-32/64"	1-52/64"	***A14***	**16.80**	50	21



[1] recommended torque rating in ft. lbs.
[2] can be used with ***AM6*** and ***AM11***
[3] global investment cast carbon steel
- Torque values for clamps are based on dry bolts. The use of lubricant on bolts will adversely effect clamp performance.

SAFETY ALERT

Air King is for air and water service only *Warning: Never use any Air King coupling for steam service!*
None of Dixon's catalog information is to be interpreted to mean that this type of coupling is suitable for use on steam hose.

SAFETY ALERT

Air King Accessories

The use of an Air King safety clip or wire type retainer is necessary to ensure couplings will not become accidentally disconnected. This guarantees the fittings are properly connected as the pin will not go through the holes in the mating flanges until couplings are locked in place. Only one Air King safety clip or wire type retainer is required for each Air King universal coupling.

Standard Safety Clip



- same size for all coupling sizes

Wire Diameter	Part #	Price/E	Pkg Qty
.080	***AC1***	**$0.30**	25

Air King Safety Pins



- heavy duty
- oversized

Wire Diameter	Part #	Price/E
.058	***AKSP1***	**$1.20**
.091	***AKSP25***	**1.45**

Stainless Steel Clip



- same size for all coupling sizes

Wire Diameter	Part #	Price/E
.072	***AC7***	**$2.10**

Lanyards



- synthetic cord
- same size for all coupling sizes

Part #	Price/E	Pkg Qty
ACL8	**$0.35**	25



- 304 stainless
- breaking strength: 160 lbs.
- overall length: 7" eye to eye

Part #	Price/E
LR7	**$7.75**

Washers





- same size for all coupling sizes
- rubber temperature range: **-20°F** to **160°F**
- neoprene temperature range: **-20°F** to **190°F**
- neoprene is oil resistant

Rubber Part #	Price/E	Pkg Qty
AWR4	**$0.55**	50

Neoprene Part #	Price/E	Pkg Qty
AWS6	**$0.80**	50

Air King with Ferrules

Universal design provides quick, easy and effective coupling of air hose. Exclusive interlocking ferrule can be crimped or swaged to achieve maximum coupling sealing and retention with a low profile streamline appearance. For crimp or swage diameter recommendations see page 677.

- iron and stainless steel Air King with carbon steel ferrules can be crimped or swaged
- rated to **150 PSI** working pressure at ambient temperature (70°F)
- *for air and water service only* SAFETY ALERT



Size	Hose OD		*Iron*		*Stainless Steel*	
	From:	To:	Part #	Price/E	Part #	Price/E
1/2"	54/64"	1-2/64"	***AM1WF***	**$14.00**	**---**	**---**
3/4"	1-4/64"	1-22/64"	***AM6WF***	**11.75**	***RAM6WF***	**$64.00**
1"	1-18/64"	1-34/64"	***AM11WF-1***	**21.70**	**---**	**---**
1"	1-30/64"	1-46/64"	***AM11WF***	**15.30**	**---**	**---**

Air King with Gauge Port

- drilled with ¼" NPT for mounting gauge
- *gauge sold separately*



Size	*Iron*		*Stainless Steel*	
	Part #	Price/E	Part #	Price/E
3/4"	***AM7T***	**$22.90**	***RAM7T***	**$76.00**

Air King Universal Swivels

These universal swivel fittings interchange with other Air King fittings and include a heavy-duty, free-turning joint that swivels under pressure to prevent hose kinking. Working pressure: **150 PSI** at ambient temperature (70°F). *For air and water service only.* SAFETY ALERT



hose end

Size	*Iron*		*Iron*		*Iron*	
	Part #	Price/E	Part #	Price/E	Part #	Price/E
1/2"	**---**	**---**	***AM2SWIV***	**$61.00**	**---**	**---**
3/4"	***AM6SWIV***	**$70.00**	***AM7SWIV***	**57.30**	***AM8SWIV***	**$61.00**



male NPT



female NPT

Air King is for air and water service only *Warning: Never use any Air King coupling for steam service!* None of Dixon's catalog information is to be interpreted to mean that this type of coupling is suitable for use on steam hose. SAFETY ALERT

Surelock Quick Acting Couplings

The Surelock coupling is a multi-purpose coupling for water and air, commonly used in construction and mining. This coupling excels where ease, economy, safety and speed are paramount. They are stocked in sizes from 3/8" through 2". The pressure activated gasket allows easy coupling (less than 15 lbs. of force is required to connect the coupling) and gaskets seal upon introduction of line pressure. *Safety pin is supplied with each coupling and is required as a safety precaution.* SAFETY ALERT

Specifications:

- body: SG iron AS1831 400-250-12
- bellow seal: natural rubber (patent pending), other seal material available upon request
- working pressure: **500 PSI** at ambient temperature (70°F)

Hose Ends



Head	Size	Part #	Price/E	Pkg Qty
small	3/8"	***SL038H***	**$10.20**	50
	1/2"	***SL050H***	**10.70**	50
	3/4"	***SL075H***	**11.30**	50
	1"	***SL100H***	**12.40**	50
medium	1-1/2"	***SL150H***	**34.20**	15
	2"	***SL200H***	**40.80**	10

Male NPT Ends



Head	Size	Part #	Price/E	Pkg Qty
small	3/8"	***SL038M***	**$13.00**	50
	1/2"	***SL050M***	**12.80**	50
	3/4"	***SL075M***	**12.30**	50
	1"	***SL100M***	**13.30**	50
medium	1-1/2"	***SL150M***	**33.30**	15
	2"	***SL200M***	**36.90**	15

Female NPT Ends



Head	Size	Part #	Price/E	Pkg Qty
small	3/8"	***SL038F***	**$13.00**	50
	1/2"	***SL050F***	**12.70**	50
	3/4"	***SL075F***	**10.30**	50
	1"	***SL100F***	**12.30**	50
medium	1-1/2"	***SL150F***	**33.90**	15
	2"	***SL200F***	**34.70**	15

Surelock Quick Acting Couplings with Ferrules

Universal design provides quick, easy and effective coupling of air hose. Exclusive interlocking ferrule can be crimped or swaged to achieve maximum coupling sealing and retention with a low profile streamline appearance. See page 679 for crimp recommendations.

- Dixon recommends that all hose assemblies be tested in accordance with RMA testing procedures.
- rated to **500 PSI** working pressure at ambient temperature (70°F)
- *for air and water service only* SAFETY ALERT



Head	Size	Hose OD From:	Hose OD To:	Part #	Price/E
small	1/2"	54/64"	1-2/64"	***SL050CR***	**$16.40**
	3/4"	1-4/64"	1-22/64"	***SL075CR***	**17.90**
	1"	1-30/64"	1-46/64"	***SL100CR***	**18.50**
medium	1-1/2"	2-1/64"	2-8/64"	***SL150CR***	**77.30**
	2"	2-41/64"	2-48/64"	***SL200CR***	**87.60**

Surelock Accessories

Blank Ends

Head	Size	Part #	Price/E	Pkg Qty
small	½" to 1"	***SL00***	**$13.40**	15
medium [1]	1½" to 2"	***SL01***	**35.50**	3

[1] medium blank end comes with 1" NPT pipe plug


small blank end


medium blank end [1]

Three Way Connectors

Head	Size	Part #	Price/E	Pkg Qty
small	½" to 1"	***SL09***	**$32.20**	15
medium [1]	1½" to 2"	***SL10***	**117.30**	3

[1] medium three way connector comes with 1" NPT pipe plug


small three way connector


medium three way connector [1]

Standard Natural Rubber Seals

Head	Size	Part #	Price/E	Pkg Qty
small	½" to 1"	***SLR1***	**$1.60**	1
medium	1½" to 2"	***SLR2***	**2.00**	1


SLR1


SLR2

Safety Locking Pin

Warning: The use of a safety locking pin is necessary to ensure that Surelock couplings will not become accidentally disconnected. This guarantees that the fittings are properly connected as the pin will not go through the holes in both couplings until the couplings are locked into place.

SAFETY ALERT

Part #	Price/E	Pkg Qty
SLP1	**$0.32**	25



Dix-Lock Quick Acting Couplings

- Dix-Lock is rated to **300 PSI** at ambient temperature (70°F)

Male Head x Hose End



Body Size	Hose Shank Size	Material	Part #	Price/E	Opt Qty
3/8"	1/2"	*plated steel*	***QM1***	**$53.00**	25
1/2"	3/8"	*plated steel*	***QM2***	**22.73**	25
1/2"	1/2"	*plated steel*	***QM3***	**23.19**	25
1/2"	3/4"	*plated steel*	***QM4***	**23.19**	25
1/2"	1"	*plated steel*	***QM5***	**25.66**	25
1/2"	3/8"	*brass*	***QB2***	**39.04**	--
1/2"	1/2"	*brass*	***QB3***	**39.04**	--
1/2"	3/4"	*brass*	***QB4***	**39.04**	--
1/2"	1"	*brass*	***QB5***	**39.61**	25
1/2"	3/4"	*303 stainless*	***QSS4***	**78.60**	--

Female Head x Hose End



Body Size	Hose Shank Size	Material	Part #	Price/E	Opt Qty
3/8"	1/2"	*plated steel*	***QM20***	**$46.33**	25
1/2"	3/8"	*plated steel*	***QM21***	**18.79**	25
1/2"	1/2"	*plated steel*	***QM22***	**18.79**	25
1/2"	3/4"	*plated steel*	***QM23***	**18.79**	25
1/2"	1"	*plated steel*	***QM25***	**20.70**	25
1/2"	3/8"	*brass*	***QB21***	**28.10**	--
1/2"	1/2"	*brass*	***QB22***	**28.10**	--
1/2"	3/4"	*brass*	***QB23***	**28.10**	--
1/2"	1"	*brass*	***QB25***	**30.85**	25
1/2"	3/4"	*303 stainless*	***QSS23***	**57.70**	--

Male Head x Male NPT End



Body Size	NPT Thread Size	Material	Part #	Price/E	Opt Qty
3/8"	1/2"	*plated steel*	***QM40***	**$49.97**	25
1/2"	3/8"	*plated steel*	***QM41***	**23.96**	25
1/2"	1/2"	*plated steel*	***QM42***	**23.96**	25
1/2"	3/4"	*plated steel*	***QM43***	**23.96**	25
1/2"	1"	*plated steel*	***QM45***	**25.66**	25
1/2"	3/8"	*brass*	***QB41***	**35.02**	--
1/2"	1/2"	*brass*	***QB42***	**35.02**	--
1/2"	3/4"	*brass*	***QB43***	**35.02**	25
1/2"	1"	*brass*	***QB45***	**36.63**	--
1/2"	3/4"	*303 stainless*	***QSS43***	**78.60**	10

Female Head x Male NPT End



Body Size	NPT Thread Size	Material	Part #	Price/E	Opt Qty
3/8"	1/2"	*plated steel*	***QM60***	**$41.18**	25
1/2"	3/8"	*plated steel*	***QM61***	**18.79**	25
1/2"	1/2"	*plated steel*	***QM62***	**18.79**	25
1/2"	3/4"	*plated steel*	***QM63***	**18.79**	25
1/2"	1"	*plated steel*	***QM65***	**33.60**	25
1/2"	3/8"	*brass*	***QB61***	**28.10**	--
1/2"	1/2"	*brass*	***QB62***	**28.10**	--
1/2"	3/4"	*brass*	***QB63***	**28.10**	--
1/2"	1"	*brass*	***QB65***	**30.73**	25
1/2"	3/4"	*303 stainless*	***QSS63***	**57.70**	--

Dix-Lock Quick Acting Couplings

- Dix-Lock is rated to **300 PSI** at ambient temperature (70°F)

Male Head x Female NPT End

Body Size	NPT Thread Size	Material	Part #	Price/E	Opt Qty
1/2"	3/8"	*plated steel*	***QM81***	**$23.00**	25
1/2"	1/2"	*plated steel*	***QM82***	**23.19**	25
1/2"	3/4"	*plated steel*	***QM83***	**23.19**	25
1/2"	1"	*plated steel*	***QM85***	**25.66**	25
1/2"	3/8"	*brass*	***QB81***	**36.52**	--
1/2"	1/2"	*brass*	***QB82***	**36.52**	--
1/2"	3/4"	*brass*	***QB83***	**36.52**	--
1/2"	1"	*brass*	***QB85***	**38.12**	25
1/2"	3/4"	*303 stainless*	***QSS83***	**78.60**	--



Female Head x Female NPT End

Body Size	NPT Thread Size	Material	Part #	Price/E	Opt Qty
1/2"	3/8"	*plated steel*	***QM101***	**$18.79**	25
1/2"	1/2"	*plated steel*	***QM102***	**18.79**	25
1/2"	3/4"	*plated steel*	***QM103***	**18.79**	25
1/2"	1"	*plated steel*	***QM105***	**20.71**	25
1/2"	3/8"	*brass*	***QB101***	**28.10**	-
1/2"	1/2"	*brass*	***QB102***	**28.10**	-
1/2"	3/4"	*brass*	***QB103***	**28.10**	-
1/2"	1"	*brass*	***QB105***	**30.85**	25
1/2"	3/4"	*303 stainless*	***QSS103***	**57.57**	-



Male Locking Head x Hose Shank

Body Size	Hose Shank Size	Material	Part #	Price/E
1/2"	1/2"	*plated steel*	***QM33***	**$31.77**
1/2"	3/4"	*plated steel*	***QM44***	**30.94**
1/2"	1/2"	*brass*	***QB33***	**42.58**
1/2"	3/4"	*brass*	***QB44***	**42.58**



Male Locking Head x Male NPT

Body Size	NPT Thread Size	Material	Part #	Price/E
1/2"	1/2"	*plated steel*	***QM66***	**$31.77**
1/2"	3/4"	*plated steel*	***QM88***	**31.77**
1/2"	1/2"	*brass*	***QB66***	**42.58**
1/2"	3/4"	*brass*	***QB88***	**42.58**



Positive safety lock
With locking nut in place sleeve cannot be moved to open coupling.

Dix-Lock Gaskets

Body Size	*Buna-N* Part #	Price/E
3/8"	***QBM1***	**$1.35**
1/2"	***QBM2***	**1.35**



Dix-Lock Converter



Body Size	Steel Part #	Price/E	Opt Qty
½"	***QM0***	**$62.16**	25

Dix-Lock Cap



Body Size	Brass Part #	Price/E	Opt Qty	Steel Part #	Price/E	Opt Qty
½"	***QBCAP***	**$25.30**	25	***QMCAP***	**$22.04**	25

Dix-Lock Quick-Acting Couplings with Ferrules

- rated to **300 PSI** working pressure at ambient temperature (70°F)
- for crimp recommendations see page 676
- also available in stainless steel, contact Dixon for further information

Male Head



Body Size	Hose ID	Hose OD From:	Hose OD To:	Material	Part #	Price/E
1/2"	1/2"	27/32"	1-1/32"	*plated steel*	***QM3WF***	**$31.60**
1/2"	3/4"	1-5/32"	1-11/32"	*plated steel*	***QM4WF***	**31.60**
1/2"	1/2"	27/32"	1-1/32"	*brass*	***QB3WF***	**47.80**
1/2"	3/4"	1-5/32"	1-11/32"	*brass*	***QB4WF***	**47.80**

Female Head



Body Size	Hose ID	Hose OD From:	Hose OD To:	Material	Part #	Price/E
1/2"	1/2"	27/32"	1-1/32"	*plated steel*	***QM22WF***	**$26.60**
1/2"	3/4"	1-5/32"	1-11/32"	*plated steel*	***QM23WF***	**26.60**
1/2"	1/2"	27/32"	1-1/32"	*brass*	***QB22WF***	**36.60**
1/2"	3/4"	1-5/32"	1-11/32"	*brass*	***QB23WF***	**35.90**

Male Locking Head



Body Size	Hose ID	Hose OD From:	Hose OD To:	Material	Part #	Price/E
1/2"	1/2"	27/32"	1-1/32"	*plated steel*	***QM33WF***	**$40.00**
1/2"	3/4"	1-5/32"	1-11/32"	*plated steel*	***QM44WF***	**40.00**
1/2"	1/2"	27/32"	1-1/32"	*brass*	***QB33WF***	**51.35**
1/2"	3/4"	1-5/32"	1-11/32"	*brass*	***QB44WF***	**51.35**

Dual Lock Quick-Acting Couplings

- interchanges with National A type, Dixon Quick Coupling P type and Thor PHC series couplings.
- PM and PF series must be used with mating locking sleeve fittings.
- trivalent chrome plated
- spring loaded interlocking engagement
- full opening permits full flow to tool
- optional locking key prevents sleeve retraction
- **300 PSI** working pressure at ambient temperature (70°F)

Male Pipe Thread

Body Size	NPT Thread Size	Material	Part #	Price/E	Opt Qty
1/2"	3/8"	*plated steel*	***PM6***	**$19.15**	25
1/2"	1/2"	*plated steel*	***PM8***	**18.79**	25
1/2"	3/4"	*plated steel*	***PM12***	**19.73**	25
1/2"	1"	*plated steel*	***PM16***	**22.12**	25
1/2"	1/2"	*brass*	***PMB8***	**57.08**	25
1/2"	3/4"	*brass*	***PMB12***	**61.63**	25
1/2"	1"	*brass*	***PMB16***	**61.63**	25
1/2"	3/4"	*303 stainless*	***PM12SS***	**137.40**	10



Must be used with locking sleeve fittings below.

Female Pipe Thread

Body Size	NPT Thread Size	Material	Part #	Price/E	Opt Qty
1/2"	3/8"	*plated steel*	***PF6***	**$22.08**	25
1/2"	1/2"	*plated steel*	***PF8***	**23.92**	25
1/2"	3/4"	*plated steel*	***PF12***	**24.02**	25
1/2"	1"	*plated steel*	***PF16***	**26.16**	25
1/2"	1/2"	*brass*	***PFB8***	**61.04**	25
1/2"	3/4"	*brass*	***PFB12***	**59.50**	25
1/2"	1"	*brass*	***PFB16***	**61.63**	25
1/2"	3/4"	*303 stainless*	***PF12SS***	**137.40**	10



Must be used with locking sleeve fittings below.

Hose End Barb with Locking Sleeve

Body Size	Hose ID Size	Material	Part #	Price/E	Opt Qty
1/2"	3/8"	*plated steel*	***PHL6***	**$34.21**	25
1/2"	1/2"	*plated steel*	***PHL8***	**34.21**	25
1/2"	3/4"	*plated steel*	***PHL12***	**36.14**	25
1/2"	1"	*plated steel*	***PHL16***	**55.06**	25
1/2"	3/4"	*brass*	***PHLB12***	**80.32**	25
1/2"	1"	*brass*	***PHLB16***	**87.58**	25
1/2"	3/4"	*303 stainless*	***PHL12SS***	**318.27**	10



Male Pipe Thread with Locking Sleeve

Body Size	NPT Thread Size	Material	Part #	Price/E	Opt Qty
1/2"	3/8"	*plated steel*	***PML6***	**$32.37**	25
1/2"	1/2"	*plated steel*	***PML8***	**32.19**	25
1/2"	3/4"	*plated steel*	***PML12***	**32.19**	25
1/2"	3/4"	*303 stainless*	***PML12SS***	**277.52**	10



Female Pipe Thread with Locking Sleeve

Body Size	NPT Thread Size	Material	Part #	Price/E	Opt Qty
1/2"	1/2"	*plated steel*	***PFL8***	**$36.85**	25
1/2"	3/4"	*plated steel*	***PFL12***	**36.85**	25
1/2"	3/4"	*303 stainless*	***PFL12SS***	**265.57**	10



Replacement Gaskets

Buna-N		*Viton®*	
Part #	Price/E	Part #	Price/E
855206	**$2.55**	***452963***	**$6.34**



Locking Key

Body Size	*Steel*	
	Part #	Price/E
½"	***855231***	**$1.81**

fits couplings with locking sleeve



Dual Lock Quick-Acting Couplings with Ferrule

- Dual Lock couplings with ferrules are rated to **300 PSI** working pressure at ambient temperature (70°F).
- trivalent chrome plated coupling with plated steel ferrule
- also available in brass and stainless steel
- for crimp recommendations see page 676



Body Size	Hose ID	Hose OD From:	Hose OD To:	Part #	Price/E
1/2"	1/2"	54/64"	1-2/64"	***PHL8WF***	**$42.00**
1/2"	3/4"	1-10/64"	1-22/64"	***PHL12WF***	**43.95**

Dual Lock Quick-Acting Couplings with Knurled Flanged Sleeve

- large, raised collar sleeve permits easier handling when wearing gloves
- trivalent chrome plated

Hose End Barb with Knurled Flanged Sleeve



Body Size	Hose ID Size	Part #	Price/E	Opt Qty
1/2"	3/8"	***PHL6FS***	**$37.97**	25
1/2"	1/2"	***PHL8FS***	**37.97**	25
1/2"	3/4"	***PHL12FS***	**39.89**	25

Male Pipe Thread with Knurled Flanged Sleeve



Body Size	NPT Thread Size	Part #	Price/E	Opt Qty
1/2"	3/8"	***PML6FS***	**$36.12**	25
1/2"	1/2"	***PML8FS***	**35.95**	25
1/2"	3/4"	***PML12FS***	**35.95**	25

Female Pipe Thread with Knurled Flanged Sleeve



Body Size	NPT Thread Size	Part #	Price/E	Opt Qty
1/2"	1/2"	***PFL8FS***	**$40.61**	25
1/2"	3/4"	***PFL12FS***	**40.61**	25

Dual Y Valves



- dual action valve, ideal for compressor applications
- female NPT threads
- non-vented rated to **600 PSI** WOG
- vented rated to **125 PSI** CWP (Cold Working Pressure)

Non-Vented

Female NPT Inlet (1)	Female NPT Outlet (2)	*Brass* Part #	*Brass* Price/E
1"	¾"	***BBV100DW***	**$146.35**
1¼"	¾"	***BBV125DW***	**146.35**

Vented

Female NPT Inlet (1)	Female NPT Outlet (2)	*Brass* Part #	*Brass* Price/E
1"	¾"	***BBV100DWV***	**$146.35**
1¼"	¾"	***BBV125DWV***	**146.35**

Compressor Y



- converts a single supply source to a dual outlet

Female NPT Inlet (1)	Male NPT Outlet (2)	*Iron* Part #	*Iron* Price/E
1"	¾"	***Y10075***	**$59.75**

Steel 3500 Nipples

Male Nipple

Hose Size	NPT Size	*Zinc Plated Steel* Part #	Price/E	Opt Qty
1/4"	1/8"	***3501***	**$6.80**	100
1/4"	1/4"	***3502***	**5.50**	100
1/4"	3/8"	***3504***	**7.20**	100
3/8"	1/4"	***3505***	**6.60**	100
3/8"	3/8"	***3506***	**6.45**	100
3/8"	1/2"	***3508***	**9.40**	100
1/2"	1/4"	***3509***	**7.65**	100
1/2"	3/8"	***3510***	**7.30**	100
1/2"	1/2"	***3512***	**9.00**	100
1/2"	3/4"	***3511***	**12.60**	50
3/4"	1/2"	***3513***	**12.75**	50
3/4"	3/4"	***3514***	**11.60**	50
3/4"	1"	***3515***	**23.00**	25
1"	3/4"	***3516***	**20.45**	25
1"	1"	***3518***	**17.40**	25



hose shank x male NPT

Female Nipple

Hose Size	NPT Size	*Zinc Plated Steel* Part #	Price/E	Opt Qty
1/4"	1/4"	***3542***	**$11.25**	100
3/8"	1/4"	***3545***	**11.45**	50
3/8"	3/8"	***3546***	**11.80**	50
1/2"	3/8"	***3550***	**11.55**	100
1/2"	1/2"	***3552***	**13.75**	50
3/4"	3/4"	***3554***	**18.85**	50



hose shank x female NPT

Steel 3500 Nipples with Ferrules

Exclusive interlocking ferrule can be crimped or swaged to achieve maximum coupling sealing and retention. The 3500 steel nipples with ferrules have a low profile, streamline appearance. For crimp dimensions see page 676.

- zinc plated steel 3500 nipple with carbon steel ferrule
- can be crimped or swaged-on
- rated to **600 PSI** working pressure at ambient temperature (70°F)
- *for air and water service only* SAFETY ALERT

Size	Hose OD From:	Hose OD To:	*Steel* Part #	Price/E
1/2"	54/64"	58/64"	***3512WF***	**$20.75**
3/4"	1-10/64"	1-14/64"	***3514WF***	**21.30**
1"	1-30/64"	1-34/64"	***3518WF***	**22.80**



The Importance of Whip Hose

SAFETY ALERT

The constant vibration created by air tools, like air drills and pavement breakers, is destructive to air hose couplings, especially the quick-acting type. To provide protection against coupling breakage and related hazards, Dixon recommends the use of a whip hose. To construct a whip hose, connect one end of a short (3' to 10')air hose to the air tool using a 3500 type steel nipple. Connect the other end of the hose to the air supply using the standard quick-acting coupling. The heat-treated 3500 nipple will withstand vibration far better than the standard coupling and provide a safer connection. The whip hose should remain permanently connected to the tool.

In-Line Lubricators

Designed to protect portable or stationary air tools by efficiently oiling the tool mechanisms. Each time an air tool is operated, a fine mist of oil is injected into it along with the air from the compressor. Installation is recommended within 25 feet of the tool to be lubricated. Refer to the arrow for proper air flow direction. Transparent sight disc allows visual inspection of oil level. Oil flow regulated by screwdriver screw adjustment. Minimum flow rate is 30 SCFM.

Not recommended for constant flow applications. For reciprocating tools only. SAFETY ALERT

Type of oil to use:
Use any petroleum-base, non-detergent light weight oil (SAE 10/150SSU) which will readily break up into a mist, i.e., Mobil DTE light or comparable oil. *Do not use any synthetic oil or oils containing additives or solvents.* SAFETY ALERT
See page 136 for air tool lubricant.



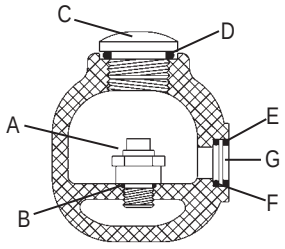

NPT Sizes	Oil Capacity	Max. Working Pressure at ambient temperature (70°F)	Air Flow at 70 PSI	*Aluminum* Part #	*Aluminum* Price/E
½"	1.4 fluid ozs.	**500 PSI**	30 SCFM	***PL300***	**$111.80**
¾"	3.7 fluid ozs.	**200 PSI**	70 SCFM	***PL400***	**116.90**
¾"	11.0 fluid ozs.	**300 PSI**	70 SCFM	***PL400L***	**145.00**
1"	16.0 fluid ozs.	**250 PSI**	100 SCFM	***PL500***	**193.40**

Replacement Parts

Description	Part #	Price/E	Description	Part #	Price/E
(A) oil adjustment valve assembly	***851661***	**$46.00**	(D) fill plug O-ring	***700013-214***	**$1.70**
			(E) sight disk	***452532***	**2.90**
(B) valve gasket	***452531***	**2.75**	(F) sight disk seal	***700013-016***	**2.00**
(C) fill plug	**452525**	**14.00**	(G) sight disk lock nut	***452533***	**6.75**

In-Line Air Filters

Designed specifically for the protection of small air tools, such as impact wrenches, nut runners, grinders and screwdrivers. The all-anodized, lightweight aluminum housing is compact and can be used directly before the air tool.

- maximum operating pressure: **500 PSI**
- operating temperatures: **35°F** to **200°F**
- air flow is 140 SCFM
- standard element is 40 micron, which ensures minimum pressure drop
- elements can be replaced quickly



Male NPT	Overall Length	Diameter	Weight Lbs.	*Aluminum* Part #	*Aluminum* Price/E
3/4"	3-13/16"	1-1/2"	.46	***9076M***	**$71.00**

In-Line Lubricator with Filter

Combination unit consists of ***9076M*** particle filter with 40 micron sintered bronze element and ***PL400*** (3.7 ounce) or ***PL400L*** (11.0 ounce) lubricator.



NPT Sizes	Oil Capacity	Max.Work. Press. at ambient temp. (70°F)	*Aluminum* Part #	*Aluminum* Price/E
¾"	3.7 fluid ozs.	**200 PSI**	***PL400WF***	**$197.10**
¾"	11.0 fluid ozs.	**300 PSI**	***PL400LWF***	**223.25**

In-Line Lubricator Base



- Base can be fitted to any existing PL lubricator, keeps lubricator from flipping or rolling over, ensuring that it provides continuous lubrication to the downstream air tool.

Description	*Aluminum* Part #	*Aluminum* Price/E
leveling base for PL300	***LB300***	**$15.00**
leveling base for PL400	***LB400***	**15.75**
leveling base for PL500	***LB500***	**16.00**

King Safety Cables

When hose, couplings or clamps fail, or there is an accidental separation of the assembly, King safety cables minimize damage to equipment and injuries to operators. King safety cable reaches across the hose fittings to provide standby safety for hose. Spring-loaded loops in the cable ends open easily to pass over the couplings for a firm grip on the hose. Thoroughly tested with years of service. A positive safeguard for air hose connections - helps you meet today's safety standards. *King safety cable must be installed in the extended position (no slack).* SAFETY ALERT

Features:
- hose-to-hose or hose-to-rigid outlet
- King cable is the low cost answer to eliminate injuries caused by broken air hose connections
- highly resistant to rust and corrosion
- no tools needed - easy to install and remove
- maximum working pressure: **200 PSI**



Hose End — Tool End

Style WSR, for hose-to-tool service

Hose ID	Cable	Length	Max. Work. Press. PSI	Steel Part #	Steel Price/E	Stainless Steel Part #	Stainless Steel Price/E
½" - 1¼"	1/8"	20¼"	**200**	***WSR1***	**$18.45**	***WSR1SS***	**$48.25**
½" - 2"	3/16"	28"	**200**	***WSR3***	**26.50**	**---**	**---**
1½" - 3"	1/4"	38"	**200**	***WSR2***	**29.10**	***WSR2SS***	**101.80**
4"	3/8"	44"	**200**	***WSR4***	**64.40**	**---**	**---**



Hose End — Hose End

Style W, for hose-to-hose service

Hose ID	Cable	Length	Max. Work. Press. PSI	Steel Part #	Steel Price/E	Stainless Steel Part #	Stainless Steel Price/E
½" - 1¼"	1/8"	20¼"	**200**	***WB1***	**$18.45**	***WB1SS***	**$51.05**
½" - 2"	3/16"	28"	**200**	***WB3***	**27.35**	**---**	**---**
1½" - 3"	1/4"	38¼"	**200**	***WA2***	**30.00**	***WA2SS***	**107.10**
4"	3/8"	44"	**200**	***WA4***	**64.45**	**---**	**---**

Note: Cables are shipped with safety restraint labels attached. Labels are not pictured.

King Safety Cable Options



WSR1E
WSR1E with stainless steel marine eye



WB1C
WB1 with safety clip and lanyard



correct installation

SAFETY ALERT



incorrect installation

Cable	Part #	Description	Max. Working Pressure PSI	Price/E
1/8"	***WSR1C***	WSR1 with safety clip and lanyard used to lock Air King couplings	**200**	**$32.10**
1/8"	***WB1C***	WB1 with safety clip and lanyard used to lock Air King couplings	**200**	**31.55**
1/8"	***WSR1E***	WSR1 with stainless steel safety marine eye used to connect safety cable to a bolt on tool	**200**	**53.25**
1/4"	***WA2B***	WA2 with bronze/copper ferrule for special environmental conditions	**200**	**60.10**

See page 5 for OSHA regulations.

Spring Guard



with tang



without tang

Protects hose against the effects of flexing at its most vulnerable point - immediately behind the coupling. End 'tang' allows end guard to be secured under a clamp or ferrule. Made of half-round galvanized steel or 304 stainless steel wire to fit most hose OD's from ½" to 3¼". Contact the factory for custom sizes or lengths.

Guard ID	Wire Gauge	Over All Length	Tang Length	Approx. # of Coils	Galvanized Steel with Tang Part #	Galvanized Steel with Tang Price/E	304 Stainless Steel with Tang Part #	304 Stainless Steel with Tang Price/E	Galvanized Steel without Tang Part #	Galvanized Steel without Tang Price/E	304 Stainless Steel without Tang Part #	304 Stainless Steel without Tang Price/E
¾"	0.175	12"	1"	33	***SEGC1-0.75-12***	**$14.00**	***SEGS1-0.75-12***	**$18.00**	***SEGC0-0.75-12***	**$10.00**	***SEGS0-0.75-12***	**$17.00**
1"	0.175	12"	1"	33	***SEGC1-1.00-12***	**16.00**	***SEGS1-1.00-12***	**24.00**	***SEGC0-1.00-12***	**12.00**	***SEGS0-1.00-12***	**20.00**
1¼"	0.175	14"	2"	39	***SEGC1-1.25-14***	**17.00**	***SEGS1-1.25-14***	**26.00**	***SEGC0-1.25-14***	**13.00**	***SEGS0-1.25-14***	**21.00**
1½"	0.175	14"	2"	39	***SEGC1-1.50-14***	**18.00**	***SEGS1-1.50-14***	**27.00**	***SEGC0-1.50-14***	**14.00**	***SEGS0-1.50-14***	**23.00**
1¾"	0.175	16"	2"	44	***SEGC1-1.75-16***	**21.00**	***SEGS1-1.75-16***	**31.00**	***SEGC0-1.75-16***	**18.00**	***SEGS0-1.75-16***	**27.00**
2"	0.280	16"	2"	44	***SEGC1-2.00-16***	**24.00**	***SEGS1-2.00-16***	**32.00**	***SEGC0-2.00-16***	**21.00**	***SEGS0-2.00-16***	**28.00**
2½"	0.280	18"	2"	50	***SEGC1-2.50-18***	**25.00**	***SEGS1-2.50-18***	**40.00**	***SEGC0-2.50-18***	**22.00**	***SEGS0-2.50-18***	**36.00**
3"	0.280	18"	2"	50	***SEGC1-3.00-18***	**30.00**	***SEGS1-3.00-18***	**42.00**	***SEGC0-3.00-18***	**27.00**	***SEGS0-3.00-18***	**38.00**

ASME Air Receiver Manifold



1217AR-4AK

Compressor Air Receiver:
- built to ASME Code, National Board registered
- 7 gallon capacity
- all openings are female NPT thread
- conforms to OSHA standards 1910.169 and 1926.306
- painted safety orange
- **200 PSI** working pressure



1217AR-4FR

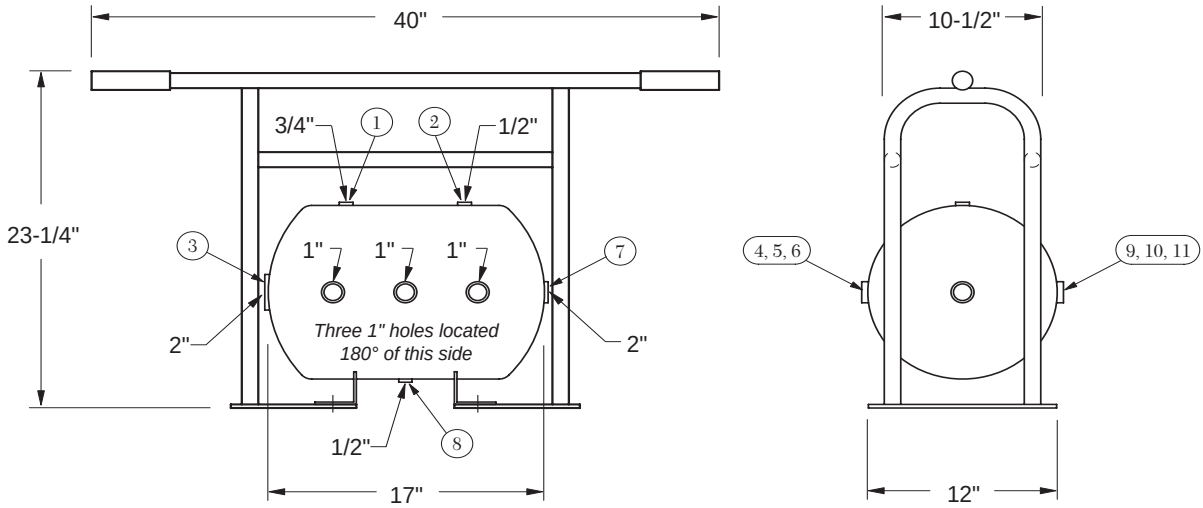

Dixon 1217AR-4AK air receiver manifold assembly with Air King outlet ports includes the following:

Part # / Locations	Description	Price/E	Price
1217AR-4	ASME compressed air receiver	**---**	**$1150.00**
1217FRAME	1 protective frame	**---**	**390.00**
Location 1	1 *HB2F6M* ¾" male x ¼" female hex bushing	**$7.29**	**7.29**
	1 *GL345* 0-300 PSI gauge	**18.95**	**18.95**
Location 2	1 *HB2F4M* ½" male x ¼" female hex bushing	**4.11**	**4.11**
	1 *SV200* safety pop-off valve	**34.10**	**34.10**
Location 3	1 *GM28* 2" male spud	**53.00**	**53.00**
	1 *B27SC* wing nut cap	**80.65**	**80.65**
Locations 4, 5, 6, 9, 10, 11	6 *HB1075G* 1" male x ¾" female bushings	**6.55**	**39.30**
	6 *BCN75* ¾" brass hex nipples	**7.33**	**43.98**
	6 *BBLV75* ball valves	**62.40**	**374.40**
	6 *SCVS6* safety shut-off valves	**92.24**	**553.44**
	6 *AM7* Air King universal couplings	**8.10**	**48.60**
	4 *SE45100* 45° street elbow (1 each in locations 4, 6, 9 and 11 only)	**9.20**	**36.80**
Location 7	1 *HB2075* 2" male x ¾" female bushing	**8.45**	**8.45**
	1 *BCN75* ¾" brass hex nipples	**7.33**	**7.33**
	1 *BBLV75* ball valve	**62.40**	**62.40**
	1 *SCVS6* safety shut-off valve	**92.24**	**92.24**
	1 *AM7* Air King universal coupling	**8.10**	**8.10**
Location 8	1 *HB2F4M* ½" male x ¼" female hex bushing	**4.11**	**4.11**
	1 *D04* ¼" drain cock	**4.60**	**4.60**
	Labor cost for assembly of complete unit	**---**	**320.00**
1217AR-4AK	7 gallon ASME compressed air receiver manifold complete assembly with Air King	**---**	**3341.85**
1217AR-4PHL	7 gallon ASME compressed air receiver manifold complete assembly with Dual Lock	**---**	**3650.48**
	Tank and frame only		
1217AR-4FR	7 gallon ASME compressed air receiver with frame only	**---**	**$1540.00**

ASME Air Tank with Fittings and Watts Filter

Designed to remove compressed air contaminants such as water, compressor oil, dirt, pipe scale and water particles from the air supply at the point of entry into the ASME air tank.

- includes basic *1217AR-4AK* ASME manifold assembly
- *F602-16WJR* 2" auto drain filter with 26 ounce metal bowl and related plumbing installed on the inlet port of the ASME air tank
- Air supply hose connects directly to *GM28* 2" male spud on the filter air inlet.
- includes a *B27SC* wing nut cap with a chain



ASME air tank with fittings and Watts filter

Size	Part #	Price/E
2" inlet, ¾" outlets	***1217AR-4AKWF***	**$4623.20**

Wilkerson Combination Unit with Protective Frame

Provides downstream air preparation with protective frame and includes the following components:

- *C31-08AMB* 1" FRL with metal bowls and auto drain filter
- *FBV100* 1" brass ball valve and *AM12* air king on inlet port
- *BBV100DTW* 2-way ball valve installed between regulator and lubricator provides option for non-lubricated air
- heavy duty frame protects air prep components
- operating conditions:
  maximum pressure: **250 PSIG**
  temperature range: **40°F** to **150°F**
  SCFM: 320



FRL with protective frame

Size	Part #	Price/E
1"	***C31-08FRAME***	**$1840.00**

Safety Check Valves



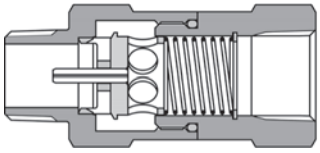
Check Valve in Open Position

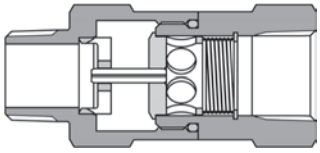
Check Valve in Closed Position

Features:
- high flow valve to provide optimum performance
- controls excess air flow (SCFM) in only one direction
- automatically senses change in air flow and shuts off the flow in the event of a surge in excess of valve flow rating thus preventing hose whip
- conforms to OSHA regulation 1926.302 (b) (7) requiring a safety device at the source of the air supply and at branch air lines
- applications include temporary plant/factory air, construction sites, shipyards or utilities
- *not for use in applications where 100% of the available air is required, i.e. sand blast, pile driving rigs,expansion joint blow down pipes, etc.*
- *does not prevent backflow* SAFETY ALERT

Construction:
- solid brass body and valve
- stainless steel spring and roll pin
- maximum working pressure: **250 PSI**
- maximum temperature: **250°F**

Use:
- Safety check valves operate by using the pressure differential across the valve to operate the valve and spring assembly. The pressure differential is directly related to the flow of air (SCFM) through the valve.
- When the pressure differential is within the operating limits - below the cutoff flow - of the unit, the force on the valve exerted by the spring is greater than that caused by the pressure differential (see "Open Position" graphic above). The valve remains open and normal operation continues.
- When the pressure differential is above the cutoff limit, the force on the valve exerted by the pressure differential is greater than the force exerted by the spring, and the valve closes (see the "Closed Position" graphic above).
- After the repair is made, normal operation is automatically enabled when pressure across the valve equalizes through the bleeder hole.
- The valve spring size can be specified by determining the air flow during normal operation and by estimating the air flow if a failure or rupture occurs.

NPT and Hose ID Size	Part #	Cut-off Flow Rate (SCFM at 90 PSI)	Price/E
1/4"	***SCVL2***	23-29	**$57.87**
3/8"	***SCVM3***	39-47	**54.28**
	SCVS3	52-65	**54.28**
1/2"	***SCVM4***	70-78	**58.28**
	SCVS4	80-96	**58.28**
3/4"	***SCVL6***	72-88	**92.24**
	SCVM6	92-108	**92.24**
	SCVR6	112-128	**92.24**
	SCVJ6	132-148	**92.24**
	SCVS6	160-180	**92.24**
	SCVH6	180-200	**92.24**
1"	***SCVL8***	165-195	**104.32**
	SCVM8	220-260	**104.32**
	SCVS8	280-320	**104.33**
	SCVH8	310-340	**104.32**
1-1/4"	***SCVL10***	260-290	**$215.49**
	SCVM10	300-340	**215.49**
	SCVS10	440-500	**215.49**
	SCVH10	570-630	**215.49**
1-1/2"	***SCVL12***	300-360	**361.45**
	SCVM12	470-530	**361.45**
	SCVS12	640-720	**361.45**
	SCVH12	750-830	**361.45**
2"	***SCVL16***	510-590	**493.60**
	SCVM16	725-825	**493.60**
	SCVS16	900-1050	**493.60**
	SCVH16	1100-1200	**493.60**
3"	***SCVL24***	1200-1400	**2095.85**
	SCVS24	2400-2700	**2095.85**
	SCVH24	2850-3050	**2095.85**

Actual Size Profile Chart

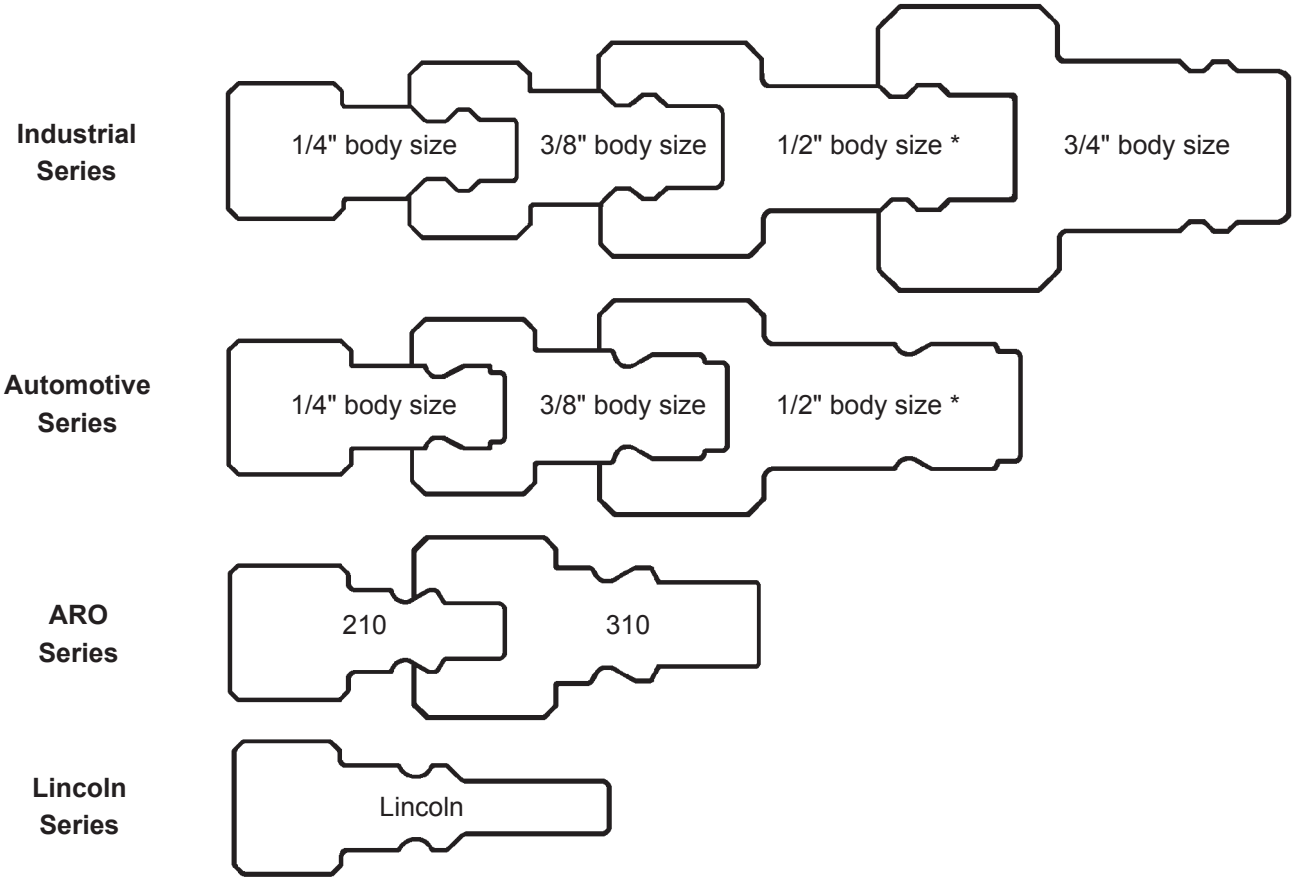

* ½" industrial series may also interchange with ½" automotive series

1/4" Ball Swivel Plugs

- material:
  - threaded portion is brass
  - plug and nut portion is nickel-plated hardened steel
- rated **250 PSI**

Male NPT Ball Swivel x Industrial Plug

Size	Part #	Price/E	Opt Qty
1/4"	***DCP21SWIV***	**$14.15**	10



Male NPT Ball Swivel x ARO Plug

Size	Part #	Price/E	Opt Qty
1/4"	***DCP37SWIV***	**$14.15**	10



Male NPT Ball Swivel x Automotive Plug

Size	Part #	Price/E	Opt Qty
1/4"	***DCP1SWIV***	**$14.15**	25



Air Chief Industrial Interchange Quick-Connect Plugs

Air Chief industrial quick-connect plugs are the popular industrial interchange design and will interchange with many other makes. Couplers shut-off when disconnected.

- rated to **300 PSI**
- temperature range: **-40°F** to **250°F**
- *for air service only*
- interchanges with MIL Spec. MIL-C-4109F/A-A-59439



Female Pipe Thread	Body Size	NPT Thread Size	Material	Flow Rating at 100 PSI	Part #	Price/E	Opt Qty
	1/4"	1/8"	*steel*	37 CFM	***DCP2021***	**$3.35**	20
	1/4"	1/4"	*steel*	37 CFM	***DCP20***	**2.70**	20
	1/4"	3/8"	*steel*	37 CFM	***DCP2023***	**5.45**	20
	3/8"	1/4"	*steel*	70 CFM	***DCP2622***	**4.35**	10
	3/8"	3/8"	*steel*	70 CFM	***DCP26***	**5.05**	10
	3/8"	1/2"	*steel*	70 CFM	***DCP2624***	**9.60**	10
	1/2"	3/8"	*steel*	150 CFM	***DCP1823***	**9.40**	10
	1/2"	1/2"	*steel*	150 CFM	***DCP18***	**8.30**	10
	1/2"	3/4"	*steel*	150 CFM	***DCP1826***	**14.20**	10
	3/4"	1/2"	*steel*	200 CFM	***DCP7024***	**16.60**	10
	3/4"	3/4"	*steel*	200 CFM	***DCP7026***	**18.15**	5
	3/4"	1"	*steel*	200 CFM	***DCP7028***	**32.95**	5
	1/4"	1/4"	*brass*	37 CFM	***DCP20B***	**3.18**	20
	1/4"	3/8"	*brass*	37 CFM	***DCP2023B***	**4.88**	20
	1/4"	1/4"	*303 stainless*	37 CFM	***DCP20S***	**10.81**	5
	3/8"	3/8"	*303 stainless*	70 CFM	***DCP26S***	**24.57**	5
	1/2"	1/2"	*303 stainless*	150 CFM	***DCP18S***	**26.75**	5

Air Chief Industrial Interchange Quick-Connect Plugs

Air Chief industrial quick-connect plugs are the popular industrial interchange design and will interchange with many other makes. Couplers shut-off when disconnected.

- rated to **300 PSI**
- temperature range: **-40°F** to **250°F**
- *for air service only*
- interchanges with MIL Spec. MIL-C-4109F/A-A-59439

Male Pipe Thread

Body Size	NPT Thread Size	Material	Flow Rating at 100 PSI	Part #	Price/E	Opt Qty
1/4"	1/8"	*steel*	37 CFM	***DCP2101***	**$2.65**	20
1/4"	1/4"	*steel*	37 CFM	***DCP21***	**2.30**	20
1/4"	3/8"	*steel*	37 CFM	***DCP2103***	**3.80**	20
3/8"	1/4"	*steel*	70 CFM	***DCP2502***	**3.95**	10
3/8"	3/8"	*steel*	70 CFM	***DCP25***	**3.95**	10
3/8"	1/2"	*steel*	70 CFM	***DCP2504***	**8.15**	10
1/2"	3/8"	*steel*	150 CFM	***DCP1703***	**6.75**	10
1/2"	1/2"	*steel*	150 CFM	***DCP17***	**6.45**	10
1/2"	3/4"	*steel*	150 CFM	***DCP1706***	**12.75**	10
3/4"	1/2"	*steel*	200 CFM	***DCP7104***	**15.10**	10
3/4"	3/4"	*steel*	200 CFM	***DCP7106***	**15.35**	5
3/4"	1"	*steel*	200 CFM	***DCP7108***	**23.95**	5
1/4"	1/8"	*brass*	37 CFM	***DCP2101B***	**3.38**	20
1/4"	1/4"	*brass*	37 CFM	***DCP21B***	**2.23**	20
1/4"	3/8"	*brass*	37 CFM	***DCP2103B***	**4.24**	20
1/4"	1/4"	*303 stainless*	37 CFM	***DCP21S***	**8.52**	5
3/8"	3/8"	*303 stainless*	70 CFM	***DCP25S***	**17.47**	5
1/2"	1/2"	*303 stainless*	150 CFM	***DCP17S***	**26.75**	5



Standard Hose Barb

Body Size	Hose ID	Material	Flow Rating at 100 PSI	Part #	Price/E	Opt Qty
1/4"	1/4"	*steel*	37 CFM	***DCP2142***	**$3.48**	20
1/4"	5/16"	*steel*	37 CFM	***DCP2143***	**4.75**	20
1/4"	3/8"	*steel*	37 CFM	***DCP2144***	**4.50**	20
3/8"	1/4"	*steel*	70 CFM	***DCP2542***	**6.55**	10
3/8"	3/8"	*steel*	70 CFM	***DCP2544***	**5.08**	10
3/8"	1/2"	*steel*	70 CFM	***DCP2545***	**7.70**	10
1/2"	3/8"	*steel*	150 CFM	***DCP1744***	**7.10**	10
1/2"	1/2"	*steel*	150 CFM	***DCP1745***	**6.55**	10
1/2"	3/4"	*steel*	150 CFM	***DCP1746***	**10.45**	10
3/4"	1/2"	*steel*	200 CFM	***DCP7145***	**21.50**	5
3/4"	3/4"	*steel*	200 CFM	***DCP7146***	**21.05**	5
3/4"	1"	*steel*	200 CFM	***DCP7148***	**32.00**	5
1/4"	1/4"	*brass*	37 CFM	***DCP2142B***	**3.66**	20
1/4"	3/8"	*brass*	37 CFM	***DCP2144B***	**4.32**	20
1/4"	1/4"	*303 stainless*	37 CFM	***DCP2142S***	**11.14**	5
3/8"	3/8"	*303 stainless*	70 CFM	***DCP2544S***	**18.02**	5
1/2"	1/2"	*303 stainless*	150 CFM	***DCP1745S***	**26.75**	5





DCP7145

Push-On Hose Barb

Body Size	Hose ID	Material	Flow Rating at 100 PSI	Part #	Price/E	Opt Qty
1/4"	1/4"	*steel*	37 CFM	***DCP2142L***	**$3.48**	25
1/4"	3/8"	*steel*	37 CFM	***DCP2144L***	**4.05**	25
3/8"	1/4"	*steel*	70 CFM	***DCP2542L***	**6.65**	25
3/8"	3/8"	*steel*	70 CFM	***DCP2544L***	**5.75**	25



Air Chief Industrial Interchange Quick-Connect Couplers

Air Chief industrial quick-connect couplers are the popular Industrial Interchange design and will interchange with many other makes. Couplers shut-off when disconnected.

- rated to **300 PSI**
- temperature range: **-40°F** to **250°F**
- *for air service only*
- interchanges with MIL Spec. MIL-C-4109F/A-A-59439

Female Pipe Thread

semi-automatic
pull sleeve to connect



Body Size	NPT Thread Size	Material	Flow Rating at 100 PSI	Part #	Price/E	Opt Qty
1/4"	1/8"	*brass*	37 CFM	***DC2021***	**$14.20**	10
1/4"	1/4"	*brass*	37 CFM	***DC20***	**9.35**	10
1/4"	3/8"	*brass*	37 CFM	***DC2023***	**12.90**	10
3/8"	1/4"	*steel*	70 CFM	***DC2622***	**21.40**	10
3/8"	3/8"	*steel*	70 CFM	***DC26***	**20.00**	10
3/8"	1/2"	*steel*	70 CFM	***DC2624***	**25.85**	10
1/2"	3/8"	*steel*	150 CFM	***DC1023***	**30.05**	10
1/2"	1/2"	*steel*	150 CFM	***DC10***	**28.10**	10
1/2"	3/4"	*steel*	150 CFM	***DC1026***	**36.90**	10
3/4"	1/2"	*brass*	200 CFM	***DC7024*** [1]	**65.00**	1
3/4"	3/4"	*brass*	200 CFM	***DC7026*** [1]	**66.50**	1
3/4"	1"	*brass*	200 CFM	***DC7028*** [1]	**72.30**	1
1/4"	1/4"	*303 stainless*	37 CFM	***DC20S***	**45.86**	5
3/8"	3/8"	*303 stainless*	70 CFM	***DC26S***	**79.71**	5
1/2"	1/2"	*303 stainless*	150 CFM	***DC10S***	**100.45**	5

[1] 3/4" are automatic sleeve

Male Pipe Thread

semi-automatic
pull sleeve to connect



Body Size	NPT Thread Size	Material	Flow Rating at 100 PSI	Part #	Price/E	Opt Qty
1/4"	1/8"	*brass*	37 CFM	***DC2101***	**$12.10**	10
1/4"	1/4"	*brass*	37 CFM	***DC21***	**9.90**	10
1/4"	3/8"	*brass*	37 CFM	***DC2103***	**12.00**	10
3/8"	1/4"	*steel*	70 CFM	***DC2502***	**19.95**	10
3/8"	3/8"	*steel*	70 CFM	***DC25***	**20.75**	10
3/8"	1/2"	*steel*	70 CFM	***DC2504***	**24.75**	10
1/2"	3/8"	*steel*	150 CFM	***DC903***	**28.10**	10
1/2"	1/2"	*steel*	150 CFM	***DC9***	**24.75**	10
1/2"	3/4"	*steel*	150 CFM	***DC906***	**33.20**	10
3/4"	1/2"	*brass*	200 CFM	***DC7104*** [1]	**68.90**	1
3/4"	3/4"	*brass*	200 CFM	***DC7106*** [1]	**70.50**	1
3/4"	1"	*brass*	200 CFM	***DC7108*** [1]	**78.25**	1
1/4"	1/4"	*303 stainless*	37 CFM	***DC21S***	**42.59**	5
3/8"	3/8"	*303 stainless*	70 CFM	***DC25S***	**76.43**	5
1/2"	1/2"	*303 stainless*	150 CFM	***DC9S***	**104.04**	5

[1] 3/4" are automatic sleeve

Standard Hose Barb

semi-automatic
pull sleeve to connect



Body Size	Hose ID	Material	Flow Rating at 100 PSI	Part #	Price/E	Opt Qty
1/4"	1/4"	*brass*	37 CFM	***DC2042***	**$12.10**	10
1/4"	5/16"	*brass*	37 CFM	***DC2043***	**13.00**	10
1/4"	3/8"	*brass*	37 CFM	***DC2044***	**12.25**	10
3/8"	1/4"	*steel*	70 CFM	***DC2642***	**24.50**	10
3/8"	3/8"	*steel*	70 CFM	***DC2644***	**21.60**	10
3/8"	1/2"	*steel*	70 CFM	***DC2645***	**23.00**	10
1/2"	3/8"	*steel*	150 CFM	***DC1044***	**32.10**	10
1/2"	1/2"	*steel*	150 CFM	***DC1045***	**30.10**	10
1/2"	3/4"	*steel*	150 CFM	***DC1046***	**31.85**	10
3/4"	1/2"	*brass*	200 CFM	***DC7045*** [1]	**75.70**	1
3/4"	3/4"	*brass*	200 CFM	***DC7046*** [1]	**76.65**	1
3/4"	1"	*brass*	200 CFM	***DC7048*** [1]	**79.20**	1
1/4"	1/4"	*303 stainless*	37 CFM	***DC2042S***	**52.41**	5
3/8"	3/8"	*303 stainless*	70 CFM	***DC2644S***	**80.80**	5
1/2"	1/2"	*303 stainless*	150 CFM	***DC1045S***	**104.04**	5

[1] 3/4" are automatic sleeve

Push-On Hose Barb

semi-automatic
pull sleeve to connect



Body Size	Hose ID	Material	Flow Rating at 100 PSI	Part #	Price/E	Opt Qty
1/4"	1/4"	*brass*	37 CFM	***DC2042L***	**$12.35**	25
1/4"	3/8"	*brass*	37 CFM	***DC2044L***	**12.30**	25
3/8"	1/4"	*steel*	70 CFM	***DC2642L***	**30.70**	25
3/8"	3/8"	*steel*	70 CFM	***DC2644L***	**23.05**	25

Parker Ez-Mate Industrial Interchange Couplers

Ez-Mate couplings combine push-to-connect, exhaust-style action with a self-locking valve sleeve to guard against accidental disconnection. Simply follow the direction of the on-off arrow stamped on the yellow chromate valve sleeve. Valve sleeve acts as an integral shut-off valve that allows connection and disconnection at zero pressure. When the sleeve is moved to shut off air flow, it automatically vents downstream allowing for disconnection at zero pressure and eliminating the risk of hose whip.

- rated to **300 PSI**
- temperature range (standard seals): **-40°F** to **+250°F**
- Meet ISO 4414 requirements for a controlled pressure release system.
- not recommended for vacuum service

Female Pipe Thread

Body Size	Female NPT	Material	Flow Rating at 100 PSI	Part #	Price/E	Opt Qty
1/4"	1/4"-18	*steel*	37 CFM	***DC20SE***	**$48.35**	10
1/4"	3/8"-18	*steel*	37 CFM	***DC2023SE***	**52.20**	10
3/8"	3/8"-18	*steel*	70 CFM	***DC26SE***	**58.40**	5
3/8"	1/2"-14	*steel*	70 CFM	***DC2624SE***	**63.75**	5
1/2"	1/2"-14	*steel*	150 CFM	***DC10SE***	**68.90**	5
1/2"	3/4"-14	*steel*	150 CFM	***DC1026SE***	**77.45**	5
3/4"	3/4"-14	*steel*	200 CFM	***DC7026SE***	**100.90**	5
3/4"	1"-11-1/2	*steel*	200 CFM	***DC7028SE***	**119.35**	5



Male Pipe Thread

Body Size	Male NPT	Material	Flow Rating at 100 PSI	Part #	Price/E	Opt Qty
1/4"	1/4"-18	*steel*	37 CFM	***DC21SE***	**$55.65**	10
1/4"	3/8"-18	*steel*	37 CFM	***DC2103SE***	**65.10**	10
3/8"	3/8"-18	*steel*	70 CFM	***DC25SE***	**70.55**	5
1/2"	1/2"-14	*steel*	150 CFM	***DC9SE***	**75.10**	5
3/4"	3/4"-14	*steel*	200 CFM	***DC7106SE***	**140.00**	5



Standard Hose Barb

Body Size	Hose ID	Material	Flow Rating at 100 PSI	Part #	Price/E	Opt Qty
1/4"	1/4"	*steel*	37 CFM	***DC2042SE***	**$66.70**	10
1/4"	3/8"	*steel*	37 CFM	***DC2044SE***	**69.80**	10
3/8"	3/8"	*steel*	70 CFM	***DC2644SE***	**74.40**	5
1/2"	1/2"	*steel*	150 CFM	***DC1045SE***	**80.45**	5



Push-Lock Hose Barb

Body Size	Hose ID	Material	Flow Rating at 100 PSI	Part #	Price/E	Opt Qty
1/4"	1/4"	*steel*	37 CFM	***DC2042LSE***	**$80.10**	10
1/4"	3/8"	*steel*	37 CFM	***DC2044LSE***	**67.50**	10
3/8"	3/8"	*steel*	70 CFM	***DC2644LSE***	**72.00**	5
1/2"	1/2"	*steel*	150 CFM	***DC1045LSE***	**80.30**	5



Legris Automatic Industrial Interchange Safety Couplers

- composite, non-marring body
- 1/4" body size ensures an excellent flow and total security due to disconnection in two steps
- compatible with industrial interchange plugs
- Perfectly suited for numerous installations including:
  - pneumatic tools
  - blow guns
  - pneumatic automotive equipment



1. vents plug side



2. disconnects



male NPT straight body

NPT Size	Body Size	Part #	Price/E
1/4"	1/4"	***9405U0614***	**$33.60**
3/8"	1/4"	***9405U0618***	**33.60**



female NPT straight body

NPT Size	Body Size	Part #	Price/E
1/4"	1/4"	***9415U0614***	**$33.60**
3/8"	1/4"	***9415U0618***	**33.60**

Air Chief Industrial Interchange Quick-Connect Couplers

Air Chief industrial quick-connect couplers are the popular industrial interchange design and will interchange with many other makes. Couplers shut-off when disconnected.

- rated to **300 PSI**
- temperature range: **-40°F** to **250°F**
- *for air service only*
- interchanges with MIL Spec. MIL-C-4109F/A-A-59439

Female Pipe Thread

automatic
push to connect



Body Size	NPT Thread Size	Material	Flow Rating at 100 PSI	Part #	Price/E	Opt Qty
1/4"	1/4"	*brass*	27 CFM	***DCB20***	**$12.30**	24
1/4"	3/8"	*brass*	27 CFM	***DCB2023***	**14.51**	24
3/8"	1/4"	*brass*	45 CFM	***DCB2622***	**25.00**	12
3/8"	3/8"	*brass*	45 CFM	***DCB26***	**24.02**	12
3/8"	1/2"	*brass*	45 CFM	***DCB2624***	**26.21**	12
1/2"	3/8"	*brass*	91 CFM	***DCB1023***	**33.25**	6
1/2"	1/2"	*brass*	91 CFM	***DCB10***	**33.85**	6
1/2"	3/4"	*brass*	91 CFM	***DCB1026***	**33.85**	6
3/4"	1/2"	*brass*	200 CFM	***DC7024***	**65.00**	1
3/4"	3/4"	*brass*	200 CFM	***DC7026***	**66.50**	1
3/4"	1"	*brass*	200 CFM	***DC7028***	**72.30**	1
1/4"	1/4"	*303 stainless*	37 CFM	***DCS20***	**64.68**	5
3/8"	3/8"	*303 stainless*	70 CFM	***DCS26***	**96.63**	5
1/2"	1/2"	*303 stainless*	150 CFM	***DCS10***	**130.34**	5

Male Pipe Thread

automatic
push to connect



Body Size	NPT Thread Size	Material	Flow Rating at 100 PSI	Part #	Price/E	Opt Qty
1/4"	1/4"	*brass*	27 CFM	***DCB21***	**$12.30**	24
1/4"	3/8"	*brass*	27 CFM	***DCB2103***	**14.51**	24
3/8"	1/4"	*brass*	45 CFM	***DCB2502***	**25.00**	12
3/8"	3/8"	*brass*	45 CFM	***DCB25***	**24.02**	12
3/8"	1/2"	*brass*	45 CFM	***DCB2504***	**25.41**	12
1/2"	3/8"	*brass*	91 CFM	***DCB903***	**31.73**	6
1/2"	1/2"	*brass*	91 CFM	***DCB9***	**30.87**	6
1/2"	3/4"	*brass*	91 CFM	***DCB906***	**32.57**	6
3/4"	1/2"	*brass*	200 CFM	***DC7104***	**68.90**	1
3/4"	3/4"	*brass*	200 CFM	***DC7106***	**70.50**	1
3/4"	1"	*brass*	200 CFM	***DC7108***	**78.25**	1
1/4"	1/4"	*303 stainless*	37 CFM	***DCS21***	**58.43**	5
3/8"	3/8"	*303 stainless*	70 CFM	***DCS25***	**93.77**	5
1/2"	1/2"	*303 stainless*	150 CFM	***DCS9***	**123.31**	5

Standard Hose Barb

automatic
push to connect



Body Size	Hose ID	Material	Flow Rating at 100 PSI	Part #	Price/E	Opt Qty
1/4"	1/4"	*brass*	27 CFM	***DCB2042***	**$12.56**	24
1/4"	3/8"	*brass*	27 CFM	***DCB2044***	**14.53**	24
3/8"	1/4"	*brass*	45 CFM	***DCB2642***	**26.21**	12
3/8"	3/8"	*brass*	45 CFM	***DCB2644***	**22.93**	12
3/8"	1/2"	*brass*	45 CFM	***DCB2645***	**27.30**	12
1/2"	3/8"	*brass*	91 CFM	***DCB1044***	**33.25**	6
1/2"	1/2"	*brass*	91 CFM	***DCB1045***	**33.72**	6
1/2"	3/4"	*brass*	91 CFM	***DCB1046***	**34.03**	6
3/4"	1/2"	*brass*	200 CFM	***DC7045***	**75.70**	1
3/4"	3/4"	*brass*	200 CFM	***DC7046***	**76.65**	1
3/4"	1"	*brass*	200 CFM	***DC7048***	**79.20**	1
1/4"	1/4"	*303 stainless*	37 CFM	***DCS2042***	**70.79**	5
3/8"	3/8"	*303 stainless*	70 CFM	***DCS2644***	**94.39**	5
1/2"	1/2"	*303 stainless*	150 CFM	***DCS1045***	**111.22**	5

Air Chief Automotive Interchange Quick-Connect Plugs

Air Chief automotive quick-connect plugs will interchange with the popular makes of automotive quick-connect fittings such as Amflo, Dill, Milton and Truflate. There are some makes however, which do not interchange with any others. If you plan to interchange these couplings, make sure you have plug ends with the proper configuration.

- rated **300 PSI**
- temperature range: **-40°F** to **250°F**

Female Pipe Thread

Body Size	NPT Thread Size	Material	Flow Rating at 100 PSI	Part #	Price/E	Opt Qty
1/4"	1/8"	*steel*	37 CFM	***DCP221***	**$3.25**	25
1/4"	1/4"	*steel*	37 CFM	***DCP2***	**3.05**	20
1/4"	3/8"	*steel*	37 CFM	***DCP223***	**6.30**	20
3/8"	1/4"	*steel*	70 CFM	***DCP8***	**3.90**	10
3/8"	3/8"	*steel*	70 CFM	***DCP6***	**7.45**	10
3/8"	1/2"	*steel*	70 CFM	***DCP624***	**11.00**	10
1/2"	3/8"	*steel*	150 CFM	***DCP1823***	**9.40**	10
1/2"	1/2"	*steel*	150 CFM	***DCP18***	**8.30**	10
1/2"	3/4"	*steel*	150 CFM	***DCP1826***	**14.20**	10



Male Pipe Thread

Body Size	NPT Thread Size	Material	Flow Rating at 100 PSI	Part #	Price/E	Opt Qty
1/4"	1/8"	*steel*	37 CFM	***DCP101***	**$3.95**	20
1/4"	1/4"	*steel*	37 CFM	***DCP1***	**2.35**	20
1/4"	3/8"	*steel*	37 CFM	***DCP103***	**4.35**	20
3/8"	1/4"	*steel*	70 CFM	***DCP7***	**3.80**	10
3/8"	3/8"	*steel*	70 CFM	***DCP5***	**4.30**	10
1/2"	3/8"	*steel*	150 CFM	***DCP1703***	**6.75**	10
1/2"	1/2"	*steel*	150 CFM	***DCP17***	**6.45**	20
1/2"	3/4"	*steel*	150 CFM	***DCP1706***	**12.75**	10



Standard Hose Barb

Body Size	Hose ID	Material	Flow Rating at 100 PSI	Part #	Price/E	Opt Qty
1/4"	1/4"	*steel*	37 CFM	***DCP142***	**$4.60**	20
1/4"	3/8"	*steel*	37 CFM	***DCP144***	**4.55**	20
3/8"	1/4"	*steel*	70 CFM	***DCP542***	**7.45**	10
3/8"	3/8"	*steel*	70 CFM	***DCP544***	**5.95**	25
1/2"	3/8"	*steel*	150 CFM	***DCP1744***	**7.10**	10
1/2"	1/2"	*steel*	150 CFM	***DCP1745***	**6.55**	10
1/2"	3/4"	*steel*	150 CFM	***DCP1746***	**10.45**	10



Push-On Hose Barb

Body Size	Hose ID	Material	Flow Rating at 100 PSI	Part #	Price/E	Opt Qty
1/4"	1/4"	*steel*	37 CFM	***DCP142L***	**$5.15**	25
1/4"	3/8"	*steel*	37 CFM	***DCP144L***	**5.15**	25
3/8"	3/8"	*steel*	70 CFM	***DCP544L***	**6.40**	25



Air Chief Automotive Interchange Quick-Connect Couplers

Air Chief automotive quick-connect couplers will interchange with the popular makes of automotive quick-connect fittings such as Amflo, Dill, Milton and Truflate. There are some makes however, which do not interchange with any others. If you plan to interchange these couplings, make sure you have plug ends with the proper configuration.

- rated **300 PSI**
- temperature range: **-40°F** to **250°F**

Female Pipe Thread	Body Size	NPT Thread Size	Material	Flow Rating at 100 PSI	Part #	Price/E	Opt Qty
semi-automatic pull sleeve to connect	1/4"	1/8"	*brass*	37 CFM	***DC221***	**$14.00**	25
	1/4"	1/4"	*brass*	37 CFM	***DC2***	**9.95**	25
	1/4"	3/8"	*brass*	37 CFM	***DC223***	**13.75**	10
	3/8"	1/4"	*steel*	70 CFM	***DC8***	**20.80**	10
	3/8"	3/8"	*steel*	70 CFM	***DC6***	**20.30**	10
	3/8"	1/2"	*steel*	70 CFM	***DC624***	**28.05**	10
	1/2"	3/8"	*steel*	150 CFM	***DC1023***	**30.05**	10
	1/2"	1/2"	*steel*	150 CFM	***DC10***	**28.10**	10
	1/2"	3/4"	*steel*	150 CFM	***DC1026***	**36.90**	10



Male Pipe Thread	Body Size	NPT Thread Size	Material	Flow Rating at 100 PSI	Part #	Price/E	Opt Qty
semi-automatic pull sleeve to connect	1/4"	1/8"	*brass*	37 CFM	***DC101***	**$12.70**	10
	1/4"	1/4"	*brass*	37 CFM	***DC1***	**9.90**	10
	1/4"	3/8"	*brass*	37 CFM	***DC103***	**12.65**	10
	3/8"	1/4"	*steel*	70 CFM	***DC7***	**20.80**	10
	3/8"	3/8"	*steel*	70 CFM	***DC5***	**20.35**	10
	3/8"	1/2"	*steel*	70 CFM	***DC504***	**24.20**	10
	1/2"	3/8"	*steel*	150 CFM	***DC903***	**28.10**	10
	1/2"	1/2"	*steel*	150 CFM	***DC9***	**24.75**	10
	1/2"	3/4"	*steel*	150 CFM	***DC906***	**33.20**	10



Standard Hose Barb	Body Size	Hose ID	Material	Flow Rating at 100 PSI	Part #	Price/E	Opt Qty
semi-automatic pull sleeve to connect	1/4"	1/4"	*brass*	37 CFM	***DC242***	**$13.20**	10
	1/4"	5/16"	*brass*	37 CFM	***DC243***	**10.82**	10
	1/4"	3/8"	*brass*	37 CFM	***DC244***	**13.50**	10
	3/8"	1/4"	*steel*	70 CFM	***DC642***	**32.60**	10
	3/8"	3/8"	*steel*	70 CFM	***DC644***	**21.55**	10
	3/8"	1/2"	*steel*	70 CFM	***DC645***	**23.80**	10
	1/2"	3/8"	*steel*	150 CFM	***DC1044***	**32.10**	10
	1/2"	1/2"	*steel*	150 CFM	***DC1045***	**30.10**	10
	1/2"	3/4"	*steel*	150 CFM	***DC1046***	**31.85**	10



Push-On Hose Barb	Body Size	Hose ID	Material	Flow Rating at 100 PSI	Part #	Price/E	Opt Qty
semi-automatic pull sleeve to connect	1/4"	1/4"	*brass*	37 CFM	***DC242L***	**$12.95**	25
	1/4"	3/8"	*brass*	37 CFM	***DC244L***	**12.95**	25
	3/8"	1/4"	*steel*	70 CFM	***DC642L***	**36.10**	25
	3/8"	3/8"	*steel*	70 CFM	***DC644L***	**23.65**	25



Air Chief ARO Speed Quick-Connect Plugs

These semi-automatic quick connects interchange with both the ARO 210 and 310 Design.

- rated **300 PSI** at ambient temperature (70°F)

Body Size	NPT Thread Size	Material	Flow Rating at 100 PSI	Part #	Price/E	Pkg Qty	**Female Pipe Thread**
1/4"	1/4"	*steel*	37 CFM	***DCP38***	**$2.75**	10	
1/4"	3/8"	*steel*	37 CFM	***DCP3823***	**7.75**	10	
3/8"	3/8"	*steel*	70 CFM	***DCP36***	**9.15**	25	



Body Size	NPT Thread Size	Material	Flow Rating at 100 PSI	Part #	Price/E	Pkg Qty	**Male Pipe Thread**
1/4"	1/4"	*steel*	37 CFM	***DCP37***	**$2.65**	10	
1/4"	3/8"	*steel*	37 CFM	***DCP3703***	**6.05**	10	
3/8"	3/8"	*steel*	70 CFM	***DCP35***	**8.20**	25	



Body Size	Hose ID	Material	Flow Rating at 100 PSI	Part #	Price/E	Pkg Qty	**Standard Hose Barb**
1/4"	1/4"	*steel*	37 CFM	***DCP3742***	**$4.65**	10	
1/4"	3/8"	*steel*	37 CFM	***DCP3744***	**4.72**	25	



Body Size	Hose ID	Material	Flow Rating at 100 PSI	Part #	Price/E	Pkg Qty	**Push-On Hose Barb**
1/4"	1/4"	*steel*	37 CFM	***DCP3742L***	**$5.75**	25	
1/4"	3/8"	*steel*	37 CFM	***DCP3744L***	**9.80**	25	



Air Chief ARO Speed Quick-Connect Couplers

These semi-automatic quick connects interchange with both the ARO 210 and 310 design. Couplers shut-off when disconnected.

- rated **300 PSI** at ambient temperature (70°F)

semi-automatic - pull sleeve to connect

Body Size	NPT Thread Size	Material	Flow Rating at 100 PSI	Part #	Price/E	Pkg Qty	**Female Pipe Thread**
1/4"	1/4"	*brass*	37 CFM	***DC38***	**$10.55**	10	
1/4"	3/8"	*brass*	37 CFM	***DC3823***	**14.20**	10	
3/8"	3/8"	*steel*	70 CFM	***DC36***	**33.45**	25	



Body Size	NPT Thread Size	Material	Flow Rating at 100 PSI	Part #	Price/E	Pkg Qty	**Male Pipe Thread**
1/4"	1/4"	*brass*	37 CFM	***DC37***	**$11.30**	10	
1/4"	3/8"	*brass*	37 CFM	***DC3703***	**14.15**	10	
3/8"	3/8"	*steel*	70 CFM	***DC35***	**30.50**	25	



Body Size	Hose ID	Material	Flow Rating at 100 PSI	Part #	Price/E	Pkg Qty	**Standard Hose Barb**
1/4"	1/4"	*steel*	37 CFM	***DC3842***	**$18.55**	10	
1/4"	3/8"	*steel*	37 CFM	***DC3844***	**22.00**	25	



Body Size	Hose ID	Material	Flow Rating at 100 PSI	Part #	Price/E	Pkg Qty	**Push-On Hose Barb**
1/4"	1/4"	*brass*	37 CFM	***DC3842L***	**$13.70**	25	
1/4"	3/8"	*brass*	37 CFM	***DC3844L***	**14.60**	25	



Air Chief A Series Quick-Connect Plugs

Air Chief A series are intended for use in compressed air service where the convenience of one hand operation and a compact profile is desired. Machined from solid brass bar stock, stainless steel balls and springs maximize corrosion resistance.

- maximum working pressure: **500 PSI** at ambient temperature (70°F)

Female Pipe Thread	Body Size	NPT Thread Size	Material	Flow Rating at 100 PSI	Part #	Price/E	Pkg Qty
	1/8"	1/8"	*brass*	7 CFM	***A1F1-B***	**$7.37**	20
	1/4"	1/4"	*brass*	25 CFM	***A2F2-B***	**7.37**	20

Male Pipe Thread	Body Size	NPT Thread Size	Material	Flow Rating at 100 PSI	Part #	Price/E	Pkg Qty
	1/8"	1/8"	*brass*	7 CFM	***A1M1-B***	**$7.37**	20
	1/4"	1/4"	*brass*	25 CFM	***A2M2-B***	**7.37**	20

Hose Barb	Body Size	Hose ID	Material	Flow Rating at 100 PSI	Part #	Price/E	Pkg Qty
	1/8"	1/8"	*brass*	7 CFM	***A1S1-B***	**$7.37**	20

Air Chief A Series Quick-Connect Couplers

automatic - push to connect

Female Pipe Thread	Body Size	NPT Thread Size	Material	Flow Rating at 100 PSI	Part #	Price/E	Pkg Qty
	1/8"	1/8"	*brass*	7 CFM	***1AF1-B***	**$24.02**	20
	1/4"	1/4"	*brass*	25 CFM	***2AF2-B***	**25.12**	20

Male Pipe Thread	Body Size	NPT Thread Size	Material	Flow Rating at 100 PSI	Part #	Price/E	Pkg Qty
	1/8"	1/8"	*brass*	7 CFM	***1AM1-B***	**$24.02**	20
	1/4"	1/4"	*brass*	25 CFM	***2AM2-B***	**25.12**	20

Hose Barb	Body Size	Hose ID	Material	Flow Rating at 100 PSI	Part #	Price/E	Pkg Qty
	1/8"	1/8"	*brass*	7 CFM	***1AS1-B***	**$26.21**	20
	1/4"	1/4"	*brass*	25 CFM	***2AS2-B***	**27.30**	20

Air Chief Universal Quick-Connect Fittings

U-series are the first 6-in-1 couplers, works with: ARO 210, MIL-C-4109F, Truflate, Lincoln, Italian Standard and CEJN 320. Euro-style valving ensures maximum flow performance and automatic connection with minimal force required. Couplers have a sleeve-guard lip to reduce the risk of accidental disconnection while in service.

automatic - push to connect

Body Size	NPT Thread Size	Material	Flow Rating at 100 PSI	Part #	Price/E	**Female Pipe Thread**
1/4"	1/4"	*brass*	37 CFM	***UDC20***	**$16.41**	
1/4"	3/8"	*brass*	37 CFM	***UDC2023***	**17.00**	

Body Size	NPT Thread Size	Material	Flow Rating at 100 PSI	Part #	Price/E	**Male Pipe Thread**
1/4"	1/4"	*brass*	37 CFM	***UDC21***	**$16.41**	
1/4"	3/8"	*brass*	37 CFM	***UDC2103***	**17.98**	

Body Size	Hose ID	Material	Flow Rating at 100 PSI	Part #	Price/E	**Standard Hose Barb**
1/4"	1/4"	*brass*	37 CFM	***UDC2042***	**$17.44**	
1/4"	3/8"	*brass*	37 CFM	***UDC2044***	**17.98**	

Air Chief Lincoln Series Quick-Connect Plugs

These sockets and plugs are interchangeable with Lincoln's long stem series. Couplers shut-off when disconnected.

- rated **300 PSI** at ambient temperature (70°F)

Body Size	NPT Thread Size	Material	Flow Rating at 100 PSI	Part #	Price/E	Pkg Qty	**Female Pipe Thread**
1/4"	1/4"	*steel*	37 CFM	***DCP28***	**$7.10**	10	

Body Size	NPT Thread Size	Material	Flow Rating at 100 PSI	Part #	Price/E	Pkg Qty	**Male Pipe Thread**
1/4"	1/4"	*steel*	37 CFM	***DCP27***	**$5.85**	10	

Air Chief Lincoln Series Quick-Connect Couplers

These sockets and plugs are interchangeable with Lincoln's long stem series. Couplers shut-off when disconnected.

- rated **300 PSI**

semi-automatic - pull sleeve to connect

Body Size	NPT Thread Size	Material	Flow Rating at 100 PSI	Part #	Price/E	Pkg Qty	**Female Pipe Thread**
1/4"	1/4"	*brass*	37 CFM	***DC28***	**$16.30**	10	

Body Size	NPT Thread Size	Material	Flow Rating at 100 PSI	Part #	Price/E	Pkg Qty	**Male Pipe Thread**
1/4"	1/4"	*brass*	37 CFM	***DC27***	**$16.75**	10	

Dixon Keychain



- halves separate like a coupler and plug

Part #	Plated Steel Price/E
DKC1	**$18.40**

Breather Vents

Breather vents have many applications, including vacuum relief or pressure equalization on gear boxes, oil tanks or reservoirs. Common uses can be found on single acting cylinders or valves to prevent dirt and foreign particles from entering ports open to the atmosphere.

- standard pipe thread fittings for quick assembly and removal for cleaning
- nickel plated steel insert with a bronze filter
- The filter element is rated for 40 micron filtration.
- maximum operating pressure: **150 PSI**
- operating temperatures: **35°F** to **300°F**



NPT Thread Size	Overall Length	Nickel Plated Steel Part #	Nickel Plated Steel Price/E
1/8"	7/16"	***ASP-1BV***	**$2.35**
1/4"	5/8"	***ASP-2BV***	**2.50**
3/8"	3/4"	***ASP-3BV***	**3.65**
1/2"	7/8"	***ASP-4BV***	**5.20**
3/4"	1"	***ASP-6BV***	**8.40**
1"	1-5/16"	***ASP-8BV***	**16.80**

Conical Mufflers

Conical mufflers are easy to install, threading the exhaust ports of air tool, valves, cylinders and other pneumatic equipment. They offer an economical method of reducing the noise levels below 90 dBA, conforming with OSHA standards.

- The bronze filter element is rated for 40 micron filtration. The element is bonded directly to the fitting. *These elements are not replaceable.*
- maximum operating pressure: **300 PSI**
- operating temperature: **35°F** to **300°F**



NPT Thread Size	Overall Length	Nickel Plated Steel Part #	Nickel Plated Steel Price/E
1/8"	1-1/8"	***CMF18***	**$3.60**
1/4"	1-3/8"	***CMF28***	**4.30**
3/8"	1-1/2"	***CMF38***	**5.60**
1/2"	1-7/8"	***CMF48***	**8.15**
3/4"	2-1/8"	***CMF68***	**12.95**
1"	2-7/8"	***CMF88***	**19.70**

Speed Control Mufflers

Speed control mufflers provide an infinite variation of metering air flow at an acceptable sound level on exhaust ports of air valves with complete safety. The speed of an operating cylinder or air tool may be increased or decreased with the adjusting screw. The final position is then locked in place by the lock nut. Objectionable exhaust air noise is eliminated by the surrounding sleeve of sintered bronze.



aluminum



brass

- maximum operating pressure: **300 PSI**
- operating temperature: **35°F** to **300°F**

NPT Thread Size	Approximate Full Operating Height	Maximum Adjusted SCFM	2011T3 Aluminum Part #	2011T3 Aluminum Price/E	Brass Part #	Brass Price/E
1/8"	1-5/16"	20	***ASCM18***	**$8.00**	***SCM18***	**$5.95**
1/4"	1-9/16"	30	***ASCM28***	**9.10**	***SCM28***	**6.90**
3/8"	1-5/8"	40	***ASCM38***	**12.10**	***SCM38***	**9.95**
1/2"	2"	60	***ASCM48***	**16.50**	***SCM48***	**15.40**
3/4"	2-3/8"	70	***ASCM68***	**28.95**	***SCM68***	**20.50**
1"	2-1/2"	100	***ASCM88***	**35.85**	***SCM88***	**37.50**

Mini In-Line Lubricators

- can be refilled under line pressure
- oil capacity is ¼ fluid ounce
- flow rating is 22 SCFM at 100 PSIG
- maximum operating conditions: **200 PSIG** and **175°F**

Female NPT Inlet	NPT Outlet	*Aluminum* Part #	Price/E
1/4"	1/4" female	***ML200***	**$73.15**
1/4"	1/4" male	***ML200M***	**73.15**
3/8"	3/8" male	***ML300M***	**73.15**



Mini In-Line Filter

- either port may be used as an inlet port
- filter element rated at 5 microns
- flow rating is 17 SCFM inlet pressure at 100 PSIG
- maximum operating conditions: **200 PSIG** and **175°F**

Female NPT	Male NPT	*Aluminum* Part #	Price/E
1/4"	1/4"	***MF200***	**$43.05**

Description	Part #	Price/E
Replacement element	***FRP-95-199***	**$14.00**



In-Line Air Filter

Designed specifically for the protection of small air tools, such as impact wrenches, nut runners, grinders and screwdrivers. The all-anodized, lightweight aluminum housing is compact and can be used directly before the air tool.

- standard element is 40 micron, which ensures minimum pressure drop
- elements can be replaced quickly
- maximum operating pressure: **500 PSI**
- operating temperatures: **35°F** to **200°F**
- air flow is 140 SCFM

Male NPT	Overall Length	Diameter	Weight Lbs.	*Aluminum* Part #	Price/E
3/4"	3-13/16"	1-1/2"	.46	***9076M***	**$71.00**



Miniature Non-Repairable General Purpose Regulators

- Relieving piston design allows reduction of downstream pressure when the system is dead-ended.
- reliable pressure regulation at air flows up to 13 SCFM
- left to right flow
- 5 to 125 PSIG outlet pressure adjustment range
- compact design and light weight construction
- wrench flats for easy installation
- *model supplied with a GC620 gauge*

with gauge			without gauge		
Size	Part #	Price/E	Size	Part #	Price/E
¼"	***R46-200RG***	**$59.95**	¼"	***R46-200R***	**$43.25**



Anti-Freeze Lubricants

Winter grade air tool lubricant that prevents air line, air tool and in-line lubricator freeze-up.



1 pint



1 gallon

- can be poured directly into tool or used with air line lubricators
- performance is good to **-45°F**

Size	Part #	Price/E	Opt Qty
1 pint	***DATL016W***	**$22.00**	12
1 gallon	***DATL128W***	**136.00**	4

Air Tool Lubricants

A specially formulated high grade lubricant that prolongs the service life of air tools, cylinders and accessories while permitting maximum performance. It is a #10 weight lubricant. This compound is superior in performance to ordinary lubricants. Prohibits rust and removes moisture as it lubricates. It is non-corrosive, non-reactive and does not decompose. The easy pour spout helps prevent costly spills. Use with the in-line lubricators on page 118.



1 gallon



1 pint

Size	Part #	Price/E	Opt Qty
1 pint	***DATL016***	**$13.50**	12
1 gallon	***DATL128***	**59.00**	4

Bar Manifolds

The bar manifold can be mounted on a wall or work bench, safely distributing four hose lines to a work area.

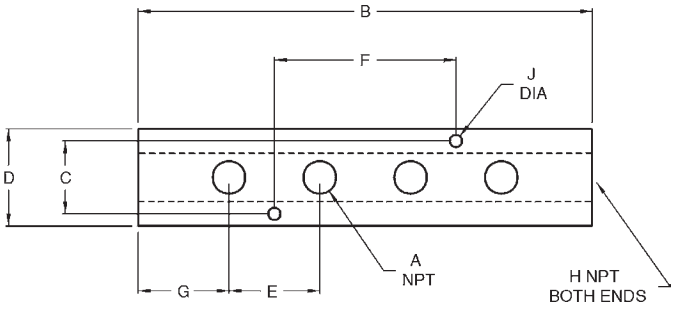

- maximum working pressure is **300 PSI** at ambient temperature (70°F)
- brass hex head plugs sold on page 311



Aluminum Part #	Price/E	A	B	C	D	E	F	G	H	J
AMF32	**$74.10**	1/4"	7-5/8"	7/8"	1-1/4"	1-7/8"	3-3/4"	1"	3/8"	.20"
AMF42	**74.10**	1/4"	7-5/8"	1-1/8"	1-1/2"	1-7/8"	3-3/4"	1"	1/2"	.20"
AMF43	**74.10**	3/8"	8"	1-1/8"	1-1/2"	2"	4"	1"	1/2"	.20"

3 in 1 Manifolds

Applications:

- supplies 3 air operated tools from a single hose, permits use of air by more than one mechanic
- mount to pipe at workbench or overhead
- different tools in the shop use different styles of couplers, mount 3 different style couplers on one manifold

NPT Inlet (1)	NPT Outlet (3)	*Aluminum* Part #	Price/E
1/4"	1/4"	***D3404***	**$18.55**
3/8"	1/4"	***D3406***	**17.80**
1/2"	1/4"	***D3408***	**18.85**



2 in 1 Manifolds

Applications:

- supplies 2 air operated tools from a single hose, permits use of air by more than one mechanic
- mount to pipe at workbench or overhead
- different tools in the shop use different styles of couplers, mount 2 different style couplers on one manifold
- stock quantity only

NPT Inlet (1)	NPT Outlet (2)	*Aluminum* Part #	Price/E
1/4"	1/4"	***D2404***	**$10.00**
3/8"	1/4"	***D2406***	**10.00**
1/2"	1/4"	***D2408***	**10.00**



Flat Hex Manifolds

The flat hex manifold is designed to lay flat on the floor, safely distributing three hose lines to the work area.

NPT Inlet (1)	NPT Outlet (3)	*Brass* Part #	Price/E
1/4"	1/4"	***3122***	**$19.30**
3/8"	1/4"	***3132***	**23.15**
3/8"	3/8"	***3133***	**26.95**



Safety Pop-Off Valves

Heavy Duty, High Capacity Safety Pop-Off Valves

ASME Code, National Board Certified Safety Valves are designed to protect un-fired pressure vessels from over-pressure.

- all brass construction with chrome steel ball on a precision machined brass seat
- equipped with a pull ring for manual testing
- maximum temperature **400°F (204°C)**



1/2" male NPT

Preset Pressure PSI	SCFM	*Brass* Part #	Price/E
30	73	***SV30HD***	**$80.15**
100	192	***SV100HD***	**80.15**
125	234	***SV125HD***	**80.15**
150	277	***SV150HD***	**80.15**
175	319	***SV175HD***	**80.15**
200	361	***SV200HD***	**80.15**

Standard Safety Pop-Off Valves

ASME Code, National Board Certified Safety Valves are designed to protect un-fired pressure vessels from over-pressure.

- Brass valves are supplied with a stainless steel ball.
- Stainless valves are all stainless construction.
- maximum operating temperature is **400°F (204°C)**



1/4" male NPT

Preset Pressure PSI	SCFM	*Brass* Part #	Price/E	*Stainless Steel* Part #	Price/E
30	24	***SV30***	**$34.10**	***SV30SS***	**$255.55**
100	64	***SV100***	**34.10**	***SV100SS***	**255.55**
125	78	***SV125***	**34.10**	***SV125SS***	**255.55**
150	92	***SV150***	**34.10**	***SV150SS***	**255.55**
175	106	***SV175***	**34.10**	***SV175SS***	**255.55**
200	120	***SV200***	**34.10**	***SV200SS***	**255.55**

Soft Seat Safety Pop-Off Valves

ASME Code, National Board Certified Safety Valve for compressed air service applications. Designed for Original Equipment Manufacturers, utilizing ASME Code un-fired pressure vessels in their finished product.

- constructed of precision machined brass bar stock, with a silicone disc seating on brass
- maximum operating temperature is **400°F (204°C)**



1/4" male NPT

Preset Pressure PSI	SCFM	*Brass* Part #	Price/E
100	33	***KSV10-100***	**$15.60**
125	40	***KSV10-125***	**15.60**
150	47	***KSV10-150***	**15.60**
175	54	***KSV10-175***	**15.60**

Brass Lever External Drains

- *for air service only*
- maximum working pressure: **30 PSI** at ambient temperature (70°F)



LDC2

Female NPT	Male NPT	*Brass* Part #	Price/E
1/4"	1/4"	***LDC2***	**$30.40**



LDCM2

Male NPT	Male NPT	*Brass* Part #	Price/E
1/4"	1/4"	***LDCM2***	**$33.90**



LDCF2

Female NPT	Female NPT	*Brass* Part #	Price/E
1/4"	1/4"	***LDCF2***	**$32.25**

Brass External Drain Cocks

- designed for low pressure water and air applications
- maximum working pressure: **150 PSI** at ambient temperature (70°F)



NPT Size	*Brass* Part #	Price/E
1/8"	***D02***	**$3.20**
1/4"	***D04***	**4.60**

Brass Needle Valves

- metal-to-metal seats allow positive sealing and flow adjustment
- designed for air and water applications
- maximum working pressure: **150 PSI** at ambient temperature (70°F)



Female NPT	Female NPT	*Brass* Part #	Price/E
1/8"	1/8"	***NV2F***	**$15.50**
1/4"	1/4"	***NV4F***	**23.10**



Male NPT	Male NPT	*Brass* Part #	Price/E
1/4"	1/4"	***NV4M***	**$21.35**

Brass Check Valves - Series C

- provides free flow in one direction and dependable shutoff in the opposite direction
- maximum operating pressure: **2000 PSI** at ambient temperature (70°F)
- cracking pressure: **5 PSI**
- also available in steel, see page 360



Female NPT	Free Flow GPM	*Brass* Part #	Price/E
1/8"	3	***BCV200***	**$49.10**
1/4"	5	***BCV400***	**46.60**
3/8"	8	***BCV600***	**75.25**
1/2"	15	***BCV800***	**96.40**

Brass Flow Control Valves

Series F

- Flow control valves provide precision flow control and full shutoff in one flow direction and automatically allow unrestricted free flow in the opposite direction.
- Two-step needle provides fine adjustments at low flow with the first three turns of the adjusting knob. The next three turns give full-open needle position and conventional throttling control.
- When flow is reversed, the heavy-duty poppet/retainer permits full-flow return capacity.
- Exclusive color coded reference scale on the adjusting knob greatly simplifies flow setting, resetting, adjusting and return to an original flow.
- A simple set screw locks the valve on any desired setting.
- maximum operating pressure: **2000 PSI** at ambient temperature (70°F) for sizes 1/8" - ¾", **500** PSI at ambient temperature (70°F) for 1"
- also available in steel, see page 360



Thread	*Brass* Part #	Price/E
1/8"	***BFC200***	**$86.05**
1/4"	***BFC400***	**91.55**
3/8"	***BFC600***	**119.20**
1/2"	***BFC800***	**168.60**
3/4"	***BFC1200***	**266.25**
New 1"	***BFC1600***	**1034.30**

Series PF

- Utilizes a ball type check that meters flow of air in one direction and allows free flow in the reverse direction.
- Used to control actuator speed by acting as a restriction.
- maximum operating pressure: **2000 PSI** at ambient temperature (70°F)
- cracking pressure: **5 PSI**
- also available in steel, see page 360



Thread	*Brass* Part #	Price/E
1/8"	***BPF200***	**$52.55**
1/4"	***BPF400***	**64.60**
3/8"	***BPF600***	**83.70**
1/2"	***BPF800***	**123.25**

Series N

- Ideal for use as speed controls on pneumatic systems where a reverse flow check valve is not needed.
- Provides excellent control and reliable shutoff in a very small envelope.
- Color coded reference scale on the adjusting knob simplifies setting, resetting, adjusting and quick return to a previous speed setting.
- maximum operating pressure: **2000 PSI** at ambient temperature (70°F) for sizes 1/8" - ¾", **500** PSI at ambient temperature (70°F) for 1"
- also available in steel, see page 360



Thread	*Brass* Part #	Price/E
1/8"	***BN200***	**$82.30**
1/4"	***BN400***	**77.25**
3/8"	***BN600***	**110.15**
1/2"	***BN800***	**154.40**
3/4"	***BN1200***	**216.75**
New 1"	***BN1600***	**968.25**

Air Chief Safety Blow Gun

This basic safety blow gun is designed to conform to OSHA Standard 1910.242 (B) permitting a maximum of 30 PSI outlet pressure when dead ended based on a maximum of 150 PSI inlet pressure as well as OSHA Standard 1910.95 regulating occupational noise level exposure. *Safety glasses or shield must be worn when using any blow gun.* SAFETY ALERT

- Blow gun body is designed to comfortably fit the contour of the hand, minimizing user fatigue.
- Large lever with black vinyl grip further adds to the ergonomic design and allows for easy air flow activation.
- Recessed internal slotted screw allows easy access to valve assembly for repairs or replacement.
- Chrome plated zinc die cast body, nickel plated steel lever, vinyl thumb grip, stainless steel spring, brass valve, Buna-N seals and nickel plated brass tip combine for superior corrosion resistance as well as a contemporary look.
- ¼" female NPT inlet

Part #	Price/E
D204-30	**$18.20**



Note: The Air Chief safety blow gun has a safety tip which prevents buildup of tip pressure in the event the outlet is obstructed or "dead ended". It complies with the requirements for OSHA 1910.242 (B) and 1910.95 when used on air lines of 150 PSI or less. SAFETY ALERT

Premium Safety Blow Gun

The premium safety blow gun features a distinctive black powder coat finish to give it a rich appearance as well as long term protection from corrosion and rough handling. Designed to conform to OSHA Standard 1910.242 (B) permitting a maximum of 30 PSI outlet pressure when dead ended based on a maximum of 150 PSI inlet pressure as well as OSHA Standard 1910.95 regulating occupational noise level exposure. *Safety glasses or shield must be worn when using any blow gun.* SAFETY ALERT

- Blow gun body is designed to comfortably fit the contour of the hand, minimizing user fatigue.
- Large lever with vinyl grip further adds to the ergonomic design and allows for easy air flow activation.
- Zinc die cast body with a black powder coat finish, nickel plated steel lever, vinyl thumb grip, stainless steel spring, brass valve, Buna-N seals and nickel plated brass tip.
- ¼" female NPT inlet

Part #	Price/E
D204-30P	**$19.25**



Note: The premium safety blow gun has a safety tip which prevents buildup of tip pressure in the event the outlet is obstructed or "dead ended". It complies with the requirements for OSHA 1910.242 (B) and 1910.95 when used on air lines of 150 PSI or less. SAFETY ALERT

Safety Air Booster Blow Gun

The multiple holes in the safety booster tip of the safety air booster gun create a venturi effect that increases air flow (working capacity) while still remaining compliant with OSHA Standard 1910.242 (B). *Safety glasses or shield must be worn when using any blow gun.* SAFETY ALERT

- Blow gun body is designed to comfortably fit the contour of the hand, minimizing user fatigue.
- Large lever with vinyl grip further adds to the ergonomic design and allows for easy air flow activation.
- Chrome plated zinc die cast body, nickel plated steel lever, vinyl thumb grip, stainless steel spring, brass valve, Buna-N seals and nickel plated brass Safety Booster tip provide superior corrosion resistance.
- ¼" female NPT inlet



Part #	Price/E
D204-30SB	**$22.60**

SAFETY ALERT Note: The safety air booster blow gun has a safety tip which prevents buildup of tip pressure in the event the outlet is obstructed or "dead ended". It complies with the requirements for OSHA 1910.242 (B) and 1910.95 when used on air lines of 150 PSI or less.

Non-Safety Brass Tip Blow Gun

The ventless, nickel-plated tip provides the most economical means of achieving a concentrated stream of air for many blow-off applications. All other components and design features are the same as our Air Chief safety blow gun (D204-30). *Must be used on air lines having a maximum regulated pressure of 30 PSI in order to comply with OSHA Standard 1910.242 (B). Safety glasses or shield must be worn when using any blow gun.* SAFETY ALERT

- Blow gun body is designed to comfortably fit the contour of the hand, minimizing user fatigue.
- Large lever with vinyl grip further adds to the ergonomic design and allows for easy air flow activation.
- Chrome plated zinc die cast body, nickel plated steel lever, vinyl thumb grip, stainless steel spring, brass valve, Buna-N seals and ventless, nickel plated brass tip provide superior corrosion resistance.
- ¼" female NPT inlet



Part #	Price/E
D605	**$17.80**

SAFETY ALERT Caution: This blow gun does not have a safety by-pass to prevent buildup of tip pressure in the event of tip blockage. It may be used for cleaning purposes only if the air supply (inlet pressure) has been reduced to 30 PSI or less.

Non-Safety Rubber Tipped Blow Gun

The rubber tip will not scratch or mar delicate surfaces. The conical, rubber tip can also be used to create a seal between the blow gun and fluid lines (or any other opening). Base of the tip is nickel-plated brass for additional corrosion resistance. *Must be used on air lines having a maximum regulated pressure of 30 PSI in order to comply with OSHA Standard 1910.242 (B). Safety glasses or shield must be worn when using any blow gun.* SAFETY ALERT

- Blow gun body is designed to comfortably fit the contour of the hand, minimizing user fatigue.
- Large lever with vinyl grip further adds to the ergonomic design and allows for easy air flow activation.
- Chrome plated zinc die cast body, nickel plated steel lever, vinyl thumb grip, stainless steel spring, brass valve, Buna-N seals and rubber tip with a nickel plated brass base provide superior corrosion resistance.
- ¼" female NPT inlet



Part #	Price/E
D201	**$21.10**

SAFETY ALERT Caution: This blow gun does not have a safety by-pass to prevent buildup of tip pressure in the event of tip blockage. It may be used for cleaning purposes only if the air supply (inlet pressure) has been reduced to 30 PSI or less.

Blow Gun Extensions

These extension tips allow easier access to blow-off applications in high or hard to reach places. Supplied with 1/8" male NPT connections. Can be used with all Dixon Air Chief lever operated blow guns as well as most blow guns from other manufacturers. Made from a brass base with a rugged steel extension tube, all nickel plated.

Size Extension	Part #	Price/E
6"	***BGE6***	**$13.40**
10"	***BGE10***	**16.65**
12"	***BGE12***	**17.95**
18"	***BGE18***	**28.70**
24"	***BGE24***	**31.45**



Blow Gun Tips

Nickel plated brass safety tip with 1/8" male NPT connection can be used with all Dixon Air Chief lever operated blow guns as well as most blow guns from other manufacturers.

Part #	Price/E
SST10	**$3.05**



Rubber non-safety tip with nickel-plated brass 1/8" male NPT connection can be used with all Dixon Air Chief lever operated blow guns as well as most blow guns from other manufacturers.

Part #	Price/E
D201RT	**$7.75**



Cannon Blow Guns

High Volume Cannon® Blow Gun

Ideal where a large air supply is available to move heavy, stubborn debris. Designed for, but not limited to, outdoor use. Compliant with OSHA Standard 1910.242 (B). *Safety glasses or shield must be worn when using any blow gun.*

SAFETY ALERT

- ¾" female NPT inlet
- minimum inlet pressure 90 PSI on ½" hose
- consumes 135 CFM at 100 PSI
- 48" long extension



Part #	Price/E
9000-48S	**$367.00**

Multi-Jet Cannon® Blow Gun

Ideal where a large air supply is available to move heavy, stubborn debris. Designed for, but not limited to, outdoor use. Compliant with OSHA Standard 1910.242 (B). *Safety glasses or shield must be worn when using any blow gun.*

SAFETY ALERT

- ¾" female NPT inlet
- minimum inlet pressure 90 PSI on ½" hose
- consumes 120 CFM at 100 PSI
- 2" long extension



Part #	Price/E
9000-MJ	**$383.00**

Heavy Duty - High Volume Blow Guns

- heavy duty - high volume safety blow guns
- requires high volume coupler and plug for optimum performance
- lightweight and ergonomic
- pistol grip / hanging hook handle
- made from high quality aluminum casting
- maximum operating pressure: **150 PSI**
- ¼" female NPT inlet
- *Safety glasses or shield must be worn when using any blow gun.* SAFETY ALERT

Blow Gun with Safety Tip



- reduced to 30 PSI when tip is blocked

Part #	Description	Price/E
HTBG	gun with *no* extension	**$62.75**
HTBG6	gun with 6" extension	**64.25**
HTBG12	gun with 12" extension	**67.00**
HTBG24	gun with 24" extension	**72.00**
HTBG36	gun with 36" extension	**79.00**

SAFETY ALERT Note: The safety air booster blow gun has a safety tip which prevents buildup of tip pressure in the event the outlet obstructed or "dead ended". It complies with the requirements for OSHA 1910.242 (B) and 1910.95 when used on air lines of 150 PSI or less.

Blow Gun with Quiet Conical Tip



- 7.0 CFM

Part #	Description	Price/E
HTBG-CT	gun with tip only	**$55.00**

Accessories

Part #	Description	Material	Price/E
HTBG6EXT	6" extension with safety tip	aluminum	**$40.00**
HTBG12EXT	12" extension with safety tip	aluminum	**43.00**
HTBG24EXT	24" extension with safety tip	aluminum	**48.75**
HTBG36EXT	36" extension with safety tip	aluminum	**54.50**

Part #	Description	Material	Price/E
HTBGS	safety tip	aluminum	**$28.00**
HTBGC	conical tip	aluminum	**28.50**
HTBGA	tip adapter	aluminum	**7.70**
DC41	high flow female coupler	brass	**62.30**
DCP41	high flow male plug	brass	**12.50**

High Volume Typhoon Blow Guns

- chrome plated aluminum body
- variable flow control
- silicone free for use in paint applications
- ¼" female NPT inlet



- 34 CFM at 125 PSI
- Compliant with OSHA Standard 1910.242 (B). *Safety glasses or shield must be worn when using any blow gun.* SAFETY ALERT

Part #	Description	Price/E
TYP2501-12	gun with 12" extension	**$87.75**
TYP2501-24	gun with 24" extension	**92.50**
TYP2501-36	gun with 36" extension	**100.60**

Pistol Grip Safety Blow Gun

- conforms to U.S. Department of Labor, OSHA Standard 1910.242 (B) allowing a maximum of 30 PSI outlet pressure at the nozzle when dead-ended
- conforms to U.S. Department of Labor, OSHA Standard 1910.95 regulating noise level exposure
- conforms to Title 41, Walsh-Healy Rules and Regulations P50-204.8, Safety and Health Standards
- Contoured pistol-grip for safe, comfortable handling, even with greasy hands.
- convenient hang-up hook
- ¼" female NPT inlet
- *Safety glasses or shield must be worn when using any blow gun.* SAFETY ALERT



Part #	Price/E
PG700	**$55.90**

Extended Nozzle Pistol Grip Safety Blow Gun

- conforms to U.S. Dept. of Labor, OSHA Standard 1910.242 (B) allowing a maximum of 30 PSI outlet pressure at the nozzle when dead-ended
- conforms to U.S. Dept. of Labor, OSHA Standard 1910.95 regulating noise level exposure
- conforms to Title 41, Walsh-Healy Rules and Regulations P50-204.8 Safety and Health Standards
- Slender 4" extended nozzle allows access to hard to reach places and holes as small as .200".
- variable output trigger enables user to control air flow
- Hook design near trigger provides finger protection as well as easy storage.
- lightweight to help minimize user fatigue.
- Side holes allow air to escape if nozzle tip is dead-ended, thus preventing back pressure buildup.
- pressure rating: **150 PSI**
- ¼" female NPT inlet
- *Safety glasses or shield must be worn when using any blow gun.* SAFETY ALERT



Part #	Price/E
ENBG1	**$35.00**

Polyurethane Whip Hose

fittings included



- bright orange
- for use with jack hammers, chipping hammers, rock drills and other large pneumatic tools
- ½" male NPT swivels on each end
- abrasion resistant
- oil and grease resistant
- working pressure: **200 PSI** at **70°F**
- strain relief steel spring bend restrictors

Hose ID	Length	Male NPT	Part #	Price/E
½"	6'	½"	***PFD068***	**$130.00**
½"	10'	½"	***PFD108***	**147.00**
½"	25'	½"	***PFD125***	**210.00**

Polyurethane Air Hose

fittings included

A sturdy, nylon-reinforced braid between the inner and outer tube allows for a higher working pressure.



- durable
- lightweight
- excellent flexibility
- oil resistant
- durometer: Shore A 85
- temperature range: **-40°F** to **155°F**
- working pressure: **210 PSI** at **70°F**

Hose ID	Length	Male NPT	Part #	Price/E
1/4"	50'	1/4"	***450-4S***	**$74.25**
3/8"	50'	1/4"	***650-4S***	**143.00**
3/8"	50'	3/8"	***650-6S***	**146.00**

Polyurethane Self-Storing Air Hose

fittings included



- extremely flexible - resists kinking
- impervious to abrasions, heat and oil
- superior elasticity and coil memory
- blue
- Polyurethane working pressure: **125 PSI** at **70°F**
- both ends swivel

Hose ID	Length	Male NPT	Part #	Price/E
1/4"	10'	1/4"	***PU1410***	**$37.15**
1/4"	15'	1/4"	***PU1415***	**42.85**
1/4"	25'	1/4"	***PU1425***	**51.35**
3/8"	15'	3/8"	***PU3815***	**70.00**
3/8"	20'	3/8"	***PU3820***	**85.75**
3/8"	25'	3/8"	***PU3825***	**98.00**
3/8"	50'	3/8"	***PU3850***	**193.50**
1/2"	15'	1/2"	***PU1215***	**137.75**

Repair Kits

Tubing Size		Size	Type	Part #	Price/E
ID	OD				
1/4"	3/8"	1/4"	swivel male	***PSM0404***	**$10.15**
3/8"	9/16"	1/4"	swivel male	***PSM0604***	**13.80**

Coil-Chief Self-Storing Air Hose

- yellow
- nylon working pressure: **200 PSI** at **70°F**
- Coil-Chief comes standard with swivel on one end

bulk hose - no fittings

Hose ID	Length	Part #	Price/E
1/4"	100'	***CC14100B***	**$123.25**
3/8"	100'	***CC38100B***	**236.00**
1/2"	100'	***CC12100B***	**400.00**

Note: bulk hose needs assembly kits for ends



fittings included

Hose ID	Length	Male NPT	Part #	Price/E
1/4"	12'	1/4"	***CC1412***	**$31.50**
1/4"	25'	1/4"	***CC1425***	**43.80**
1/4"	50'	1/4"	***CC1450***	**78.10**
3/8"	25'	3/8"	***CC3825***	**76.50**
3/8"	50'	3/8"	***CC3850***	**134.50**
1/2"	25'	1/2"	***CC1225***	**154.00**
1/2"	50'	1/2"	***CC1250***	**234.50**

Repair Kits

- Repair / assembly kits include fittings, nut, insert, ferrule and spring guard.

Size	Fitting Type	Part #	Price/E
1/4"	rigid male	***RK090***	**$7.30**
1/4"	swivel male	***RK092***	**9.65**
3/8"	rigid male	***RK110***	**10.15**
3/8"	swivel male	***RK112***	**13.75**
1/2"	rigid male	***RK118***	**21.50**
1/2"	swivel male	***RK119***	**24.55**

Tire Pressure Gauges and Accessories

Heavy Duty Tire Gauge



- 12" hose with swivel dual foot chuck inflator
- tapered chuck nut fits wheel cover holes on cars and light trucks
- calibrated in 2 PSI increments from **10** to **120 PSI**

Part #	Price/E
D101	**$100.20**

Passenger Car Tire Gauge



- 12" hose with straight-on chuck
- straight chuck nut fits wheel cover holes on cars and light trucks
- ideal for use on wells and reels
- calibrated in 2 PSI increments from **10** to **90 PSI**

Part #	Price/E
D150	**$74.50**

Professional Tire Pressure Gauge



- permanently lubricated
- easy to read, dual calibrated (PSI and kPa), four-sided nylon indicator bar
- body is made of chrome-plated brass, head is chrome-plated zinc
- pocket clip
- calibrated in 2 PSI increments from **10** to **50 PSI**

Part #	Price/E
DFG5	**$11.90**

Dual Foot Gauges



- heavy duty hang-up ring
- calibrated in 2 PSI increments from **10** to **130 PSI**

Part #	Price/E
DFG2	**$35.80**



- handy pocket clip
- calibrated in 2 PSI increments from **20** to **120 PSI**

Part #	Price/E
DFG1	**$17.40**

Brass Tire Inflator Chuck



- ball foot chuck
- for direct connection to live air only
- features a built-in shutoff valve (will not work on inflator gauges)
- ¼" NPT female thread
- maximum pressure is **300 PSI**

Part #	Price/E	Opt Qty
D104	**$7.90**	10

Ball and Push-On Ball Swivels

Ball Swivels

- brass and hardened steel construction
- O-ring seals
- wobble action for increased flexibility with air driven tools



Hose Size	Male NPT	Part #	Price/E	Opt Qty
1/4"	1/4"	***D444S***	**$21.15**	25
3/8"	1/4"	***D446S***	**15.40**	25

Push-On Ball Swivels

- special barb design for secure grip in push-on type air hoses



Hose Size	Male NPT	Part #	Price/E	Opt Qty
1/4"	1/4"	***D444SL***	**$16.45**	25
3/8"	1/4"	***D446SL***	**17.05**	25

In-Line Swivels

- heavy-duty, free turning steel swivel
- *for air service only*
- rated to **250 PSI** at ambient temperature (70°F), minimum **35 PSI**



Male NPT	Female NPT	*Steel* Part #	Price/E
3/8"	1/2"	***SV17***	**$70.90**
1/2"	1/2"	***SV20***	**72.30**
3/4"	3/4"	***SV26***	**75.60**

- *for air service only*
- rated to **150 PSI** at ambient temperature (70°F)



Male NPT	Female NPT	*Brass* Part #	Price/E
1/4"	1/4"	***D344R***	**$10.50**
3/8"	3/8"	***D366R***	**22.75**

Steel Bent Stem Swivels

- bent stem swivels are designed for normal operation at **90 PSI** at ambient temperature (70°F)

1/2" hose barb



- 7/8" thread fits the following tool brands: Ingersoll-Rand, Thor, Black & Decker, Harper, Jet, Texas Pneumatic, Kent and Sullair
- 1/2" thread fits all tools with 1/2" female NPT thread

Description	*Steel* Part #	Price/E	Opt Qty
7/8" - 24 thread x 1/2" hose barb	***ATS7812H***	**$49.60**	50
1/2" NPT thread x 1/2" hose barb	***ATS1212H***	**49.60**	50

3/8" female pipe thread



- 7/8" thread fits most chipping hammers

Description	*Steel* Part #	Price/E	Opt Qty
7/8" - 24 thread x 3/8" female NPT	***ATS7838F***	**$65.15**	25

3/8" male pipe thread



- 7/8" thread fits most chipping hammers

Description	*Steel* Part #	Price/E	Opt Qty
7/8" - 24 thread x 3/8" male NPT	***ATS7838M***	**$49.60**	50

Air Tool Swivels



- swivels at two locations so air hose can drop directly to the floor
- rated to **150 PSI** at ambient temperature (70°F)

Size	*Aluminum* Part #	Price/E
1/4"	***D344U*** [1]	**$49.05**
3/8"	***D346U***	**134.55**
1/2"	***D348U***	**176.05**

[1] D344U is a non-marring composite.

Spring Driven Hose Reels

Reelcraft® 5000 Series

- reel inlet 3/8" NPTF
- all steel construction
- full shaft and swivel
- furnished standard with PVC hose
- maximum temperature is **150°F**
- Compressed air hose should not be converted to oxygen service. Compressed air hoses are often contaminated with an oil coating, which can react explosively when oxygen is introduced. SAFETY ALERT

with hose

Hose ID	Hose Length	Service	PSI	Weight lbs.	Part #	Price/E
1/4"	50'	air / water	**300**	26	***5450LP***	**$730.60**
3/8"	35'	air / water	**300**	25	***5635LP***	**694.55**
3/8"	50'	air / water	**300**	37	***5650LP***	**838.85**

without hose

Hose Capacity	Service	PSI	Weight lbs.	Part #	Price/E
50' of 1/4" or 35' of 3/8"	air / water	**500**	21	***5600LP***	**$598.30**
50' of 3/8"	air / water	**500**	31	***5605LP***	**697.55**



Reelcraft® 7000 Series

- all steel construction
- *"LP" Low Pressure reels:*
  - maximum temperature **150°F**
  - reel inlet 1/2" NPTF
  - PVC hose is standard
- *"MP" Medium Pressure reels:*
  - maximum temperature **210°F**
  - reel inlet 1/2" NPTF
  - SAE 100 R1T 1-wire braid hose available
- *"HP" High Pressure reels:*
  - maximum temperature **210°F**
  - reel inlet 1/4" NPTF
  - SAE 100 R2T 2-wire braid hose available

with hose

Hose ID	Hose Length	Service	PSI	Weight lbs.	Part #	Price/E
3/8"	70'	air / water	**300**	50	***7670LP***	**$1115.45**
1/2"	50'	air / water	**300**	51	***7850LP***	**1091.40**

without hose

Hose Capacity	Service	PSI	Weight lbs.	Part #	Price/E
70' of 3/8", 50' of 1/2"	air / water	**500**	43	***7800LP***	**$880.90**
50' of 3/8" or 50' of 1/2"	oil	**3000**	44	***7800MP***	**1025.25**
50' of 1/4" or 50' of 3/8"	grease	**5000**	46	***7600HP***	**1184.60**



Reelcraft® 80000 Series

- reel inlet 3/4" NPTF
- Five-in-one heat treated aluminum casting incorporates main shaft, ratchet, spring arbor and inlet/outlet plumbing in one piece casting.
- furnished standard with PVC hose
- The most compact 3/4" x 50' hose reel of its capacity available.
- maximum temperature is **150°F** *with hose*
- maximum temperature is **210°F** *without hose*

with hose

Hose ID	Hose Length	Service	PSI	Weight lbs.	Part #	Price/E
1/2"	75'	air / water	**300**	90	***82075LP***	**$1671.65**
1/2"	100'	air / water	**300**	99	***82100LP***	**1740.80**
3/4"	50'	air / water	**250**	89	***83050LP***	**1671.65**

without hose

Hose Capacity	Service	PSI	Weight lbs.	Part #	Price/E
50' of 3/4" or 100' of 1/2"	air / water	**500**	74	***83000LP***	**$1476.25**



See next page for bumper stops. Consult factory for uses other than stated services.

Adjustable Hose Bumper Stops

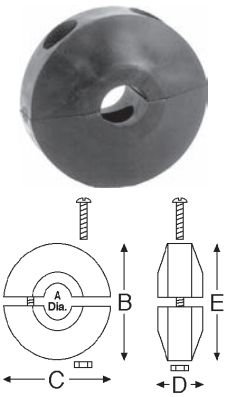

Hose ID	Hose OD From:	Hose OD To:	Dimensions B,C,E	Dimensions D	Reel Series Used On	Part #	Price/E
1/4"	.438"	.625"	2-1/2"	1-1/4"	5000 series	***1-HR1004A***	**$29.20**
3/8"	.625"	.749"	2-1/2"	1-1/4"	5000 series	***1-HR1004***	**29.20**
3/8"	.625"	.749"	3"	1-1/4"	7000 series	***1-HR1004-3***	**29.20**
1/2" or 3/8" 2-wire	.750"	1.050"	3"	1-1/4"	7000 series	***2-HR1004-3***	**29.20**
3/4"	1.060"	1.300"	3"	1-1/4"	7000 series	***3-HR1004-3***	**29.20**
1/2"	.750"	1.050"	3-1/2"	2-7/8"	9000 series	***2-HR1005***	**67.50**
3/4"	1.060"	1.380"	3-1/2"	2-7/8"	9000 series	***3-HR1005***	**67.50**
1"	1.390"	1.550"	3-1/2"	2-7/8"	9000 series	***4-HR1005***	**67.50**

Adjustable Hose Bumper Stops are not included on hose reels ordered without hose. Order separately.

Reelcraft® 30,000 Manual Driven Hose Reels



- unitized construction: reel frame, spool and drum are fabricated from heavy gauge steel
- all bolted construction - no welds
- manual driven standard
- motor drive available
- ½" inlet

without hose

Hose ID	Hose Capacity	Spool Width	PSI	Weight lbs.	Part #	Price/E
¾"	100'	12"	1000	46	***C33112L***	**$790.75**
½"	200'	12"	3000	46	***C32112M***	**679.50**

Hose Racks



- can be used for fire or water hose
- fabricated of heavy, 12 gauge sheet steel for rugged industrial and shipboard use
- provides compact and economical hose storage
- curved saddle design avoids sharp bends in the hose prolonging hose life
- red enamel finish

Hose Size	Hose Capacity Rack	Hose Capacity Single Jacket	Hose Capacity Double Jacket	Wt. Lbs.	Part #	Price/E
1½" - 1¾"	50'	---	---	---	***HR1610-3***	**$110.65**
1½" - 1¾"	100'	---	---	---	***HR1610-6***	**130.15**
1½" - 2½"	200'	150'	100'	7.8	***HR1610***	**162.80**
2" - 2½"	50'	---	---	---	***HR1610-4***	**119.45**

Hung Up On Dixon Hose Racks



DHR1
single hose rack



DHR2
double hose rack
(hose not included)

- can be used for fire or water hose
- aluminum rack can be easily mounted
- single and double racks have 5 pre-drilled 5/16" mounting holes
- two racks can be bolted face to face to create extra hose capacity
- single rack overall dimensions 19-1/2" x 6" x 9-3/16"
- double rack overall dimensions 19-1/2" x 12" x 9-3/16"

Description	Weight lbs.	Part #	Price/E
single hose rack	3.5	***DHR1***	**$213.80**
double hose rack	9.5	***DHR2***	**444.15**

Instrumentation Fittings

Applications:
- high pressure
- high temperature
- nitrogen
- helium
- flammable gases
- hydraulic gases
- corrosive media

Instrumentation fittings come completely assembled.

Installation Instructions:
1. Cut tubing squarely and clean tube end thoroughly to remove burrs.
2. Insert the tubing into the assembly making sure the tubing seats firm against the shoulder of the body and the nut is finger tight.
3. Tighten the nut with a wrench 1¼ turns, while holding the body with a second wrench.

Features:
- fully interchangeable with Swagelok® and Parker A-Lok® fittings
- double collet (ferrule) swaging action
- two positive seal points
- ASTM material construction
- material: 316 stainless steel
- temperature ratings: **-325°F** to **1200°F** (-198°C to 648°C)
- pressure ratings: see chart to the left
  Ratings listed are for reference only.

Safety Guidelines:
- Never connect, disconnect or remake a fitting with pressure in the system.
- Make sure all fittings are properly installed.
- It is not recommended to go beyond the pressure rating of the tubing. Elongation could occur in the tubing, shrinking the wall thickness and cause potential harm.
- For proper sealing it is recommended that the tubing and fittings be of like material.
- Always use proper thread lubricant and sealants on tapered pipe threads.
- Never bleed a system by loosening a fitting.

Suggested Working Pressures

wall thk.	*.028*	*.035*	*.049*	*.065*	*.083*	*.095*	*.109*
1/4"	**4,000**	**5,100**	**7,500**	**10,100**	**---**	**---**	**---**
3/8"	**---**	**3,300**	**4,700**	**6,600**	**---**	**---**	**---**
1/2"	**---**	**2,600**	**3,700**	**5,000**	**6,600**	**---**	**---**
5/8"	**---**	**---**	**2,900**	**3,900**	**5,200**	**6,000**	**---**
3/4"	**---**	**---**	**2,400**	**3,200**	**4,200**	**4,900**	**5,700**

Male Connectors

Tube OD	Male NPT	Interchanges	*316 Stainless Steel* Part #	Price/E	Pkg Qty
1/4"	1/8"-27	400-1-2	***4-DMC-2***	**$15.20**	10
	1/4"-18	400-1-4	***4-DMC-4***	**16.55**	10
	3/8"-18	400-1-6	***4-DMC-6***	**18.65**	10
	1/2"-14	400-1-8	***4-DMC-8***	**24.75**	10
3/8"	1/4"-18	600-1-4	***6-DMC-4***	**19.50**	10
	3/8"-18	600-1-6	***6-DMC-6***	**22.05**	10
	1/2"-14	600-1-8	***6-DMC-8***	**26.55**	10
1/2"	1/4"-18	810-1-4	***8-DMC-4***	**28.90**	10
	3/8"-18	810-1-6	***8-DMC-6***	**29.70**	10
	1/2"-14	810-1-8	***8-DMC-8***	**32.85**	10
5/8"	1/2"-14	1010-1-8	***10-DMC-8***	**44.85**	10
3/4"	1/2"-14	1210-1-8	***12-DMC-8***	**60.40**	10
	3/4"	1210-1-12	***12-DMC-12***	**60.40**	10



Female Connectors

Tube OD	Female NPT	Interchanges	*316 Stainless Steel* Part #	Price/E	Pkg Qty
1/4"	1/8"-27	400-7-2	***4-DFC-2***	**$18.70**	10
1/4"	1/4"-18	400-7-4	***4-DFC-4***	**23.10**	10
3/8"	1/4"-18	600-7-4	***6-DFC-4***	**23.95**	10
3/8"	1/2"-14	600-7-8	***6-DFC-8***	**41.50**	10
1/2"	1/2"-14	810-7-8	***8-DFC-8***	**46.25**	10



Male Elbows

Tube OD	Male NPT	Interchanges	*316 Stainless Steel* Part #	Price/E	Pkg Qty
1/4"	1/8"-27	400-2-2	***4-DME-2***	**$28.30**	10
	1/4"-18	400-2-4	***4-DME-4***	**28.30**	10
3/8"	1/4"-18	600-2-4	***6-DME-4***	**33.95**	10
	3/8"-18	600-2-6	***6-DME-6***	**40.75**	10
1/2"	1/2"-14	810-2-8	***8-DME-8***	**59.95**	10
3/4"	1/2"-14	1210-2-8	***12-DME-8***	**92.45**	10
	3/4"	1210-2-12	***12-DME-12***	**103.10**	10



Instrumentation Fittings

Union Tees



Tube OD	Interchanges	316 Stainless Steel Part #	Price/E	Pkg Qty
1/4"	400-3	***4-DTTT-4***	**$55.20**	10
3/8"	600-3	***6-DTTT-6***	**76.20**	10
1/2"	810-3	***8-DTTT-8***	**109.10**	10

Unions



Tube OD	Interchanges	316 Stainless Steel Part #	Price/E	Pkg Qty
1/4" x 1/4"	400-6	***4-DU***	**$23.85**	10
3/8" x 1/4"	600-6-4	***6-DU-4***	**33.10**	10
3/8" x 3/8"	600-6	***6-DU***	**33.10**	10
1/2" x 1/2"	810-6	***8-DU***	**50.00**	10

Bulkhead Unions



Tube OD	Interchanges	316 Stainless Steel Part #	Price/E	Pkg Qty
1/4"	400-61	***4-DBHU-4***	**$32.85**	10
3/8"	600-61	***6-DBHU-6***	**47.55**	10
1/2"	810-61	***8-DBHU-8***	**75.90**	10

Front Ferrules



Tube OD	Interchanges	316 Stainless Steel Part #	Price/E	Pkg Qty
1/4"	403-1	***DFC-4***	**$3.15**	10
3/8"	603-1	***DFC-6***	**3.20**	10
1/2"	813-1	***DFC-8***	**3.90**	10

Rear Ferrules



Tube OD	Interchanges	316 Stainless Steel Part #	Price/E	Pkg Qty
1/4"	404-1	***DRC-4***	**$2.40**	10
3/8"	604-1	***DRC-6***	**2.95**	10
1/2"	814-1	***DRC-8***	**3.85**	10

Ferrule Sets



Tube OD	Interchanges	316 Stainless Steel Part #	Price/E	Pkg Qty
1/4"	400SET	***DCSET-4-10***	**$4.90**	10
3/8"	600SET	***DCSET-6-10***	**6.40**	10
1/2"	800SET	***DCSET-8-10***	**7.55**	10

Nuts



Tube OD	Interchanges	316 Stainless Steel Part #	Price/E	Pkg Qty
1/4"	402-1	***DN-4***	**$4.50**	10
3/8"	602-1	***DN-6***	**6.25**	10
1/2"	812-1	***DN-8***	**10.00**	10

Instrumentation Fittings

Union Elbows

Tube OD	Interchanges	316 Stainless Steel Part #	Price/E	Pkg Qty
1/4"	400-9	***4-DELU-4***	**$38.70**	10
3/8"	600-9	***6-DELU-6***	**43.50**	10
1/2"	810-9	***8-DELU-8***	**65.10**	10



Reducers

Tube OD	Interchanges	316 Stainless Steel Part #	Price/E	Pkg Qty
1/4" x 1/8"	400-R-2	***4-DRATT-2***	**$24.50**	10
3/8" x 1/4"	600-R-4	***6-DRATT-4***	**24.50**	10
3/8" x 1/2"	600-R-8	***6-DRATT-8***	**25.25**	10
1/2" x 3/4"	810-R-12	***8-DRATT-12***	**32.05**	10
3/4" x 1/2"	1210-R-8	***12-DRATT-8***	**62.25**	10



Female Elbows

Tube OD	Female NPT	Interchanges	316 Stainless Steel Part #	Price/E	Pkg Qty
1/4"	1/4"-18	400-8-2	***4-DFE-2***	**$40.70**	10
3/8"	1/4"-18	600-8-4	***6-DFE-4***	**41.35**	10
1/2"	1/2"-14	810-8-8	***8-DFE-8***	**80.00**	10



Male Branch Tee

Tube OD	Male NPT	Interchanges	316 Stainless Steel Part #	Price/E	Pkg Qty
1/4"	1/4"-18	400-3-4TTM	***4-DTTM-4***	**$56.00**	10



Male Run Tees

Tube OD	Male NPT	Interchanges	316 Stainless Steel Part #	Price/E	Pkg Qty
1/4"	1/4"-18	400-3-4TMT	***4-DTMT-4***	**$56.00**	10
3/8"	1/4"-18	600-3TMT	***6-DTMT-4***	**59.40**	10



Caps

Tube OD	Interchanges	316 Stainless Steel Part #	Price/E	Pkg Qty
1/4"	400-C	***4-DCAP***	**$12.75**	10
3/3"	600-C	***6-DCAP***	**15.90**	10
1/2"	810-C	***8-DCAP***	**26.45**	10



Plugs

Tube OD	Interchanges	316 Stainless Steel Part #	Price/E	Pkg Qty
1/4"	400-P	***4-DFPLUG***	**$11.10**	10
3/8"	600-P	***6-DFPLUG***	**12.80**	10
1/2"	810-P	***8-DFPLUG***	**19.00**	10



Brass SAE 45° Flare Fittings

Advantages:
- economical fitting resists mechanical pullout
- easy to disassemble and may be reassembled repeatedly, for a leak-proof connection
- manufactured from CA 360, CA 345, or CA377 brass
- manufactured especially for hard-to-hold liquids and gases

Specifications:
- Listed with Underwriter's Laboratories for flammable liquid, marine, refrigeration and gas applications. Meets functional requirements of SAE J512 and J513, ASA and MS (Military Standards).
- temperature range: **-65°F** to **250°F**

Applications:
- use with copper, brass, aluminum and welded steel hydraulic tubing that can be flared

Working Pressure Ranges:
Temperature and type of tubing used are important factors, the following table is a good guide for proper selection.
The PSI rating given is based on a temperature of **73°F** using copper tubing.

PSI	Tube OD	Tube Wall
1400	1/4"	.030
1000	3/8"	.032
750	1/2"	.032
650	5/8"	.035
550	3/4"	.035

Assembly Instructions:
1. Cut tubing squarely and clean tube end thoroughly to remove burrs.
2. Place nut onto tube. Place threaded end of nut toward end of tube.
3. Flare tube end with flaring tool to provide 45° flare. (flare tools are available, please contact the factory for pricing and availability)
4. Clamp tube flare between nut and nose of fitting body by screwing nut on finger-tight. Tighten with a wrench an additional ¼ turn for a metal-to-metal seal.

Long Nuts



- long nut offers additional vibration capacity
- reference SAE 010111

Tube Size	Straight Thread	Hex	*Brass* Part #	Price/E
1/4"	7/16-20	9/16"	***41FL-4***	**$2.40**
3/8"	5/8-18	3/4"	***41FL-6***	**6.35**
1/2"	3/4-16	7/8"	***41FL-8***	**7.80**

Short Nuts



- short nut may be used when vibration is minimal
- reference SAE 010110

Tube Size	Straight Thread	Hex	*Brass* Part #	Price/E
1/4"	7/16-20	9/16"	***41FS-4***	**$1.70**
3/8"	5/8-18	3/4"	***41FS-6***	**3.05**
1/2"	3/4-16	7/8"	***41FS-8***	**4.30**

Brass SAE 45° Flare Fittings

Unions

- reference SAE 010101

Tube Size	Straight Thread	Hex	*Brass* Part #	Price/E
1/4"	7/16-20	7/16"	***42F-4***	**$1.85**
3/8"	5/8-18	5/8"	***42F-6***	**4.20**
1/2"	3/4-16	3/4"	***42F-8***	**5.30**



Union Tees

- reference SAE 010401

Tube Size	Straight Thread	*Brass* Part #	Price/E
1/4"	7/16-20	***144F-4***	**$7.35**
3/8"	5/8-18	***144F-6***	**12.10**
1/2"	3/4-16	***144F-8***	**14.55**



Female Connectors

- reference SAE 010103

Tube Size	Pipe Size	Straight Thread	Hex	*Brass* Part #	Price/E
1/4"	1/4"	7/16-20	11/16"	***46F-4-4***	**$3.70**
1/4"	3/8"	7/16-20	13/16"	***46F-4-6***	**6.45**
3/8"	1/4"	5/8-18	11/16"	***46F-6-4***	**4.30**
3/8"	3/8"	5/8-18	13/16"	***46F-6-6***	**7.00**
3/8"	1/2"	5/8-18	1"	***46F-6-8***	**11.65**
1/2"	1/4"	3/4-16	3/4"	***46F-8-4***	**6.70**
1/2"	3/8"	3/4-16	13/16"	***46F-8-6***	**6.80**
1/2"	1/2"	3/4-16	1"	***46F-8-8***	**10.65**
5/8"	3/8"	7/8-14	7/8"	***46F-10-6***	**10.60**



Male Connectors

- reference SAE 010102

Tube Size	Pipe Size	Straight Thread	Hex	*Brass* Part #	Price/E
1/4"	1/4"	7/16-20	9/16"	***48F-4-4***	**$2.20**
1/4"	3/8"	7/16-20	11/16"	***48F-4-6***	**3.85**
1/4"	1/2"	7/16-20	7/8"	***48F-4-8***	**11.25**
3/8"	1/8"	5/8-18	5/8"	***48F-6-2***	**4.20**
3/8"	1/4"	5/8-18	5/8"	***48F-6-4***	**3.25**
3/8"	3/8"	5/8-18	11/16"	***48F-6-6***	**3.65**
3/8"	1/2"	5/8-18	7/8"	***48F-6-8***	**5.40**
1/2"	1/4"	3/4-16	3/4"	***48F-8-4***	**6.65**
1/2"	3/8"	3/4-16	3/4"	***48F-8-6***	**4.30**
1/2"	1/2"	3/4-16	7/8"	***48F-8-8***	**5.85**
5/8"	3/8"	7/8-14	7/8"	***48F-10-6***	**6.20**
3/4"	3/4"	1-1/16-14	1-1/16"	***48F-12-12***	**11.75**



Brass SAE 45° Flare Fittings

Male Elbows



- reference SAE 010202

Tube Size	Pipe Size	Straight Thread	*Brass* Part #	Price/E
1/4"	1/8"	7/16-20	***149F-4-2***	**$3.95**
1/4"	1/4"	7/16-20	***149F-4-4***	**6.25**
1/4"	3/8"	7/16-20	***149F-4-6***	**11.40**
3/8"	1/4"	5/8-18	***149F-6-4***	**7.65**
3/8"	3/8"	5/8-18	***149F-6-6***	**8.60**
3/8"	1/2"	5/8-18	***149F-6-8***	**10.60**
1/2"	1/4"	3/4-16	***149F-8-4***	**11.20**
1/2"	3/8"	3/4-16	***149F-8-6***	**8.05**
1/2"	1/2"	3/4-16	***149F-8-8***	**8.35**
5/8"	1/2"	7/8-14	***149F-10-8***	**10.40**
3/4"	3/4"	1-1/16-14	***149F-12-12***	**19.65**

Female Elbows



- reference SAE 010203

Tube Size	Pipe Size	Straight Thread	*Brass* Part #	Price/E
1/4"	1/8"	7/16-20	***150F-4-2***	**$5.90**
1/4"	1/4"	7/16-20	***150F-4-4***	**10.35**
3/8"	1/4"	5/8-18	***150F-6-4***	**11.00**
3/8"	3/8"	5/8-18	***150F-6-6***	**13.95**
3/8"	1/2"	5/8-18	***150F-6-8***	**21.05**
1/2"	3/8"	3/4-16	***150F-8-6***	**14.00**
1/2"	1/2"	3/4-16	***150F-8-8***	**15.85**

Union Elbows



- reference SAE 010201

Tube Size	Straight Thread	*Brass* Part #	Price/E
1/4"	7/16-20	***155F-4***	**$8.30**
3/8"	5/8-18	***155F-6***	**13.25**
1/2"	3/4-16	***155F-8***	**11.25**

45° Elbows



- reference SAE 010302

Tube Size	Pipe Size	Straight Thread	*Brass* Part #	Price/E
1/4"	1/4"	7/16-20	***159F-4-4***	**$9.05**
3/8"	1/4"	5/8-18	***159F-6-4***	**6.95**
3/8"	3/8"	5/8-18	***159F-6-6***	**6.30**
1/2"	1/4"	3/4-16	***159F-8-4***	**18.25**
1/2"	3/8"	3/4-16	***159F-8-6***	**6.65**
1/2"	1/2"	3/4-16	***159F-8-8***	**12.60**

90° Swivel Elbows



Tube Size	Straight Thread	*Brass* Part #	Price/E
1/4"	7/16-20	***166FSV-4-4***	**$12.65**
3/8"	5/8-18	***166FSV-6-6***	**15.70**
1/2"	3/4-16	***166FSV-8-8***	**21.15**

Brass Compression Fittings

Advantages:
- no flaring, soldering or other preparation of tubing necessary to assemble
- manufactured for low and medium pressure tubing connection work where excessive vibration or tube movement is not involved

Specifications:
Underwriter's Laboratories listed for flammable liquid. Compression fittings meet functional requirements of SAE J-512 and ASA.

Applications:
- use with copper, aluminum and Parflex thermoplastic tubing
- not recommended for steel tubing
- not recommended for application using gaseous media

Assembly Instructions:
1. Slide nut, then sleeve onto tubing. The thread end of the nut must face out.
2. Insert the tube into the fitting. Be sure the tube is bottomed on the fitting shoulder.
3. Assemble nut to body, and tighten hand-tight. Then follow the number of wrench turns as indicated in the table to the right.

Fitting Size	Tube Size	Turns required to seal from hand-tight	
		60C Series with soft metal tubing	60PT Series with thermoplastic tubing
2	1/8	1-1/4	-
3	3/16	1-1/4	-
4	1/4	1-1/4	2
5	5/16	1-1/4	2
6	3/8	2-1/4	2
8	1/2	2-1/4	2
10	5/8	2-1/4	2
12	3/4	2-1/4	2
14	7/8	2-1/4	-

Delrin® Sleeves



Tube Size	*Delrin®* Part #	Price/E
1/4"	***60PT-04***	**$0.75**
5/16"	***60PT-05***	**0.94**
3/8"	***60PT-06***	**0.85**
1/2"	***60PT-08***	**1.03**
5/8"	***60PT-10***	**1.50**

Brass Sleeves



- reference SAE 060115

Tube Size	*Brass* Part #	Price/E
1/8"	***60C-02***	**$0.71**
3/16"	***60C-03***	**0.71**
1/4"	***60C-04***	**0.71**
5/16"	***60C-05***	**0.71**
3/8"	***60C-06***	**0.71**
7/16"	***60C-07***	**1.69**
1/2"	***60C-08***	**1.03**
5/8"	***60C-10***	**1.41**
3/4"	***60C-12***	**1.92**
7/8"	***60C-14***	**4.02**

Long Nuts



- reference SAE 060111

Tube Size	Straight Thread	*Brass* Part #	Price/E
1/4"	7/16-24	***61CL-04***	**$2.79**
5/16"	1/2-24	***61CL-05***	**13.16**
3/8"	9/16-24	***61CL-06***	**4.81**
1/2"	11/16-20	***61CL-08***	**8.60**
5/8"	13/16-18	***61CL-10***	**17.75**
3/4"	1-18	***61CL-12***	**18.37**

Nuts



- reference SAE 060110

Tube Size	Straight Thread	*Brass* Part #	Price/E
1/8"	5/16-24	***61C-02***	**$1.09**
3/16"	3/8-24	***61C-03***	**1.17**
1/4"	7/16-24	***61C-04***	**1.11**
5/16"	1/2-24	***61C-05***	**1.50**
3/8"	9/16-24	***61C-06***	**1.36**
7/16"	5/8-24	***61C-07***	**3.23**
1/2"	11/16-20	***61C-08***	**2.90**
5/8"	13/16-18	***61C-10***	**5.07**
3/4"	1-18	***61C-12***	**9.21**
7/8"	1-1/8-18	***61C-14***	**9.77**

Brass Compression Fittings

Unions



- reference SAE 060101 BA

Tube Size	Brass Part #	Price/E
1/8"	***62C-02***	**$6.50**
3/16"	***62C-03***	**4.77**
1/4"	***62C-04***	**4.35**
5/16"	***62C-05***	**6.17**
3/8"	***62C-06***	**5.52**
7/16"	***62C-07***	**27.40**
1/2"	***62C-08***	**13.13**
5/8"	***62C-10***	**17.71**
3/4"	***62C-12***	**36.82**
7/8"	***62C-14***	**43.13**

Union Reducers



- reference SAE 060101 BA

Tube Size	Brass Part #	Price/E
3/16" x 1/4"	***62C-0403***	**$12.79**
1/4" x 3/8"	***62C-0604***	**12.71**
3/8" x 1/2"	***62C-0806***	**24.16**
3/8" x 5/8"	***62C-1006***	**17.39**

Union Tees



- reference SAE 060401 BA

Tube Size 1 and 2	Tubing Size 3	Brass Part #	Price/E
1/8"	1/8"	***164C-02***	**$20.28**
3/16"	3/16"	***264C-03***	**17.00**
1/4"	1/4"	***164C-04***	**10.87**
5/16"	5/16"	***164C-05***	**16.58**
3/8"	3/8"	***164C-06***	**14.36**
1/2"	1/2"	***164C-08***	**27.77**
5/8"	5/8"	***164C-10***	**46.23**
3/4"	3/4"	***164C-12***	**100.21**
3/8"	1/4"	***164C-06-06-04***	**18.07**
1/2"	3/8"	***164C-08-08-06***	**70.89**

New

Union Elbows



- reference SAE 060201 BA

Tube Size	Brass Part #	Price/E
1/8"	***165C-02***	**$17.86**
3/16"	***165C-03***	**9.87**
1/4"	***165C-04***	**10.19**
5/16"	***165C-05***	**15.75**
3/8"	***165C-06***	**9.45**
7/16"	***165C-07***	**23.52**
1/2"	***165C-08***	**22.53**
5/8"	***165C-10***	**26.21**
3/4"	***165C-12***	**51.47**

Brass Inserts



Tube Size	Wall Thickness	Brass Part #	Price/E
1/8"	.016	***63PT-0216***	**$0.94**
1/8"	.023	***63PT-0223***	**1.11**
1/8"	.032	***63PT-0232***	**1.21**
3/16"	.025	***63PT-0325***	**1.03**
3/16"	.040	***63PT-0340***	**0.85**
1/4"	.040	***63PT-0440***	**0.71**
1/4"	.062	***63PT-0462***	**1.21**
5/16"	.040	***63PT-0540***	**1.73**
5/16"	.062	***63PT-0562***	**1.09**
3/8"	.062	***63PT-0662***	**0.78**
1/2"	.062	***63PT-0862***	**1.03**
5/8"	.062	***63PT-1062***	**2.06**

Bulkhead Unions



Tube Size	Brass Part #	Price/E
1/4"	***62CBH-04***	**$13.37**
3/8"	***62CBH-06***	**25.64**

Note: Delrin® sleeves and brass inserts convert standard compression fittings for use with industrial grades of thermoplastic tubing. See page 159 for Delrin® sleeves.

Brass Compression Fittings

Female Connectors



Tube Size	Pipe Thread	Brass Part #	Price/E
1/8"	1/8"	***66C-0202***	**$5.62**
3/16"	1/8"	***66C-0302***	**5.29**
3/16"	1/4"	***66C-0304***	**14.69**
1/4"	1/8"	***66C-0402***	**3.46**
1/4"	1/4"	***66C-0404***	**8.56**
5/16"	1/8"	***66C-0502***	**7.72**
5/16"	1/4"	***66C-0504***	**14.44**
3/8"	1/8"	***66C-0602***	**5.33**
3/8"	1/4"	***66C-0604***	**8.56**
3/8"	3/8"	***66C-0606***	**9.02**
3/8"	1/2"	***66C-0608***	**13.79**
1/2"	1/4"	***66C-0804***	**15.25**
1/2"	3/8"	***66C-0806***	**12.62**
1/2"	1/2"	***66C-0808***	**18.79**
5/8"	1/2"	***66C-1008***	**18.23**

Male Connectors



Tube Size	Pipe Thread	Brass Part #	Price/E
1/8"	1/8"	***68C-0202***	**$3.46**
3/16"	1/8"	***68C-0302***	**3.46**
3/16"	1/4"	***68C-0304***	**5.94**
1/4"	1/8"	***68C-0402***	**2.90**
1/4"	1/4"	***68C-0404***	**4.21**
1/4"	3/8"	***68C-0406***	**6.59**
1/4"	1/2"	***68C-0408***	**10.52**
5/16"	1/8"	***68C-0502***	**5.35**
5/16"	1/4"	***68C-0504***	**4.63**
3/8"	1/8"	***68C-0602***	**4.35**
3/8"	1/4"	***68C-0604***	**4.68**
3/8"	3/8"	***68C-0606***	**5.94**
3/8"	1/2"	***68C-0608***	**8.46**
7/16"	1/4"	***68C-0704***	**13.12**
1/2"	1/4"	***68C-0804***	**9.02**
1/2"	3/8"	***68C-0806***	**10.56**
1/2"	1/2"	***68C-0808***	**10.52**
5/8"	3/8"	***68C-1006***	**14.03**
5/8"	1/2"	***68C-1008***	**13.23**
5/8"	3/4"	***68C-1012***	**23.04**
3/4"	1/2"	***68C-1208***	**21.59**
3/4"	3/4"	***68C-1212***	**27.62**
7/8"	3/4"	***68C-1412***	**26.97**

Male Elbows



Tube Size	Pipe Thread	Brass Part #	Price/E
1/8"	1/8"	***269C-0202***	**$6.00**
3/16"	1/8"	***169C-0302***	**8.79**
3/16"	1/4"	***169C-0304***	**13.77**
1/4"	1/8"	***169C-0402***	**7.06**
1/4"	1/4"	***169C-0404***	**7.32**
1/4"	3/8"	***169C-0406***	**17.66**
5/16"	1/8"	***169C-0502***	**11.40**
5/16"	1/4"	***169C-0504***	**11.83**
5/16"	3/8"	***169C-0506***	**26.02**
3/8"	1/8"	***169C-0602***	**10.29**
3/8"	1/4"	***169C-0604***	**8.08**
3/8"	3/8"	***169C-0606***	**9.78**
3/8"	1/2"	***169C-0608***	**17.57**
1/2"	1/4"	***169C-0804***	**19.41**
1/2"	3/8"	***169C-0806***	**14.50**
1/2"	1/2"	***169C-0808***	**19.22**
5/8"	1/2"	***169C-1008***	**23.80**
3/4"	1/2"	***169C-1208***	**38.99**
3/4"	3/4"	***169C-1212***	**38.39**

Female Elbows



Tube Size	Pipe Thread	Brass Part #	Price/E
1/8"	1/8"	***170C-0202***	**$10.88**
3/16"	1/8"	***170C-0302***	**12.68**
1/4"	1/8"	***170C-0402***	**9.95**
1/4"	1/4"	***170C-0404***	**14.88**
3/8"	1/4"	***170C-0604***	**15.66**
3/8"	3/8"	***170C-0606***	**17.99**
7/16"	1/4"	***170C-0704***	**27.74**
1/2"	3/8"	***170C-0806***	**19.08**

Brass Compression Fittings

Male Run Tees



Tube Size	Pipe Thread	Brass Part #	Brass Price/E
1/8"	1/8"	***171C-0202***	**$15.35**
1/4"	1/8"	***171C-0402***	**11.56**
1/4"	1/4"	***171C-0404***	**13.99**
3/8"	1/4"	***171C-0604***	**16.44**

Male Branch Tees



Tube Size	Pipe Thread	Brass Part #	Brass Price/E
1/8"	1/8"	***172C-0202***	**$14.65**
3/16"	1/8"	***172C-0302***	**14.61**
1/4"	1/8"	***172C-0402***	**10.39**
1/4"	1/4"	***172C-0404***	**13.27**
3/8"	1/8"	***172C-0602***	**17.35**
3/8"	1/4"	***172C-0604***	**14.26**
3/8"	3/8"	***172C-0606***	**21.15**
1/2"	3/8"	***172C-0806***	**25.50**

45° Elbows



Tube Size	Pipe Thread	Brass Part #	Brass Price/E
1/4"	1/8"	***179C-0402***	**$12.61**
1/4"	1/4"	***179C-0404***	**14.93**
3/8"	1/8"	***179C-0602***	**21.81**
3/8"	1/4"	***179C-0604***	**15.75**
3/8"	3/8"	***179C-0606***	**21.53**
1/2"	3/8"	***179C-0806***	**26.54**

Straight Through Tank Fittings



Tube Size	Pipe Thread	Brass Part #	Brass Price/E
3/16"	1/8"	***682C-0302***	**$12.09**
3/8"	3/8"	***682C-0606***	**16.92**
1/2"	1/2"	***682C-0808***	**23.38**

Adapter Tee



Pipe Thread	Straight Thread	Brass Part #	Brass Price/E
1/8"	7/16-24	***176C-0402***	**$12.09**

Female Branch Tee



Tube Size	Pipe Thread	Brass Part #	Brass Price/E
1/4"	1/8"	***177C-0402***	**$16.44**

Seal Plug



Tube Size	Brass Part #	Brass Price/E
1/4"	***639C-04***	**$4.21**

Brass Push-In Fittings

- Quick connect: simply push tubing in, no tools required. Saves up to 75% of assembly time versus the standard compression fittings.
- Quick disconnect: hold two fingers on insert and pull tubing out, no tools required.
- reusable: connect and disconnect numerous times
- Full flow design provides up to 60% more flow than conventional fittings with internal tube supports.
- positive seal: no leaks, after tubing is inserted, seal is made
- secure tube retention: pulling on tubing only serves to tighten the connection
- Pre-applied PTFE based pipe sealant on all male pipe threads saves customer additional labor.
- Working pressure: fittings are suitable for use up to the maximum working pressure of the plastic tubing used. also suitable for vacuum service
- working temperature: **-10°F** to **200°F**

Male Swivel Elbows



tube to male NPTF

Tube OD	Male NPTF	*Forged Brass* Part #	Price/E	Opt Qty
1/8"	1/8"	***69S4x4***	**$9.10**	10
5/32"	10-32 *	***69S5x10***	**14.85**	10
5/32"	1/8"	***69S5x4***	**9.60**	10
5/32"	1/4"	***69S5x8***	**13.60**	10
1/4"	10-32 *	***69S8x10***	**12.90**	10
1/4"	1/8"	***69S8x4***	**8.60**	10
1/4"	1/4"	***69S8x8***	**10.90**	10
1/4"	3/8"	***69S8x12***	**20.25**	10
3/8"	1/8"	***69S12x4***	**17.75**	10
3/8"	1/4"	***69S12x8***	**13.60**	10
3/8"	3/8"	***69S12x12***	**14.45**	5
3/8"	1/2"	***69S12x16***	**25.00**	5
1/2"	3/8"	***69S16x12***	**18.05**	5
1/2"	1/2"	***69S16x16***	**21.55**	5

* UNF - Straight thread, supplied with gasket

Male Elbows



tube to male NPTF

Tube OD	Male NPTF	*Forged Brass* Part #	Price/E	Opt Qty
1/8"	1/8"	***694x4***	**$7.45**	10
5/32"	1/8"	***695x4***	**7.25**	10
3/16"	1/8"	***696x4***	**7.90**	10
1/4"	1/8"	***698x4***	**6.75**	10
1/4"	1/4"	***698x8***	**7.75**	10
1/4"	3/8"	***698x12***	**12.75**	10
3/8"	1/8"	***6912x4***	**10.20**	10
3/8"	1/4"	***6912x8***	**10.55**	10
3/8"	3/8"	***6912x12***	**12.75**	10
1/2"	1/4"	***6916x8***	**14.45**	5
1/2"	3/8"	***6916x12***	**13.95**	5

Unions



tube to tube

Tube OD	*Brass* Part #	Price/E	Opt Qty
1/8"	***624***	**$9.00**	20
5/32"	***625***	**8.80**	10
1/4"	***628***	**8.80**	10
3/8"	***6212***	**11.00**	10
1/2"	***6216***	**14.30**	5

Bulkhead Unions



tube to male thread

Tube OD	Thread	*Brass* Part #	Price/E	Opt Qty
1/8"	7/16-20	***824***	**$19.15**	10
5/32"	7/16-20	***825***	**19.10**	10
3/16"	1/2-20	***826***	**16.65**	10
1/4"	1/2-20	***828***	**16.50**	10
3/8"	3/4-16	***8212***	**23.00**	5
1/2"	15/16-16	***8216***	**32.00**	5

Brass Push-In Fittings

Male Connectors



tube to male NPTF

Tube OD	Male NPTF	Brass Part #	Price/E	Opt Qty
1/8"	10-32 *	***684x10***	**$8.75**	20
1/8"	1/8"	***684x4***	**6.90**	20
5/32"	10-32 *	***685x10***	**8.05**	20
5/32"	1/8"	***685x4***	**6.05**	20
5/32"	1/4"	***685x8***	**8.80**	10
3/16"	10-32 *	***686x10***	**10.25**	20
3/16"	1/8"	***686x4***	**7.95**	20
1/4"	10-32 *	***688x10***	**9.55**	20
1/4"	1/8"	***688x4***	**5.35**	20
1/4"	1/4"	***688x8***	**5.80**	10
1/4"	3/8"	***688x12***	**9.70**	10
3/8"	1/8"	***6812x4***	**7.70**	10
3/8"	1/4"	***6812x8***	**7.55**	10
3/8"	3/8"	***6812x12***	**8.70**	10
3/8"	1/2"	***6812x16***	**13.85**	5
1/2"	1/4"	***6816x8***	**12.40**	5
1/2"	3/8"	***6816x12***	**12.65**	5
1/2"	1/2"	***6816x16***	**16.10**	5

* UNF - Straight thread, supplied with gasket

Female Connectors



tube to female NPTF

Tube OD	Female NPTF	Brass Part #	Price/E	Opt Qty
1/8"	1/8"	***664x4***	**$16.50**	10
5/32"	1/8"	***665x4***	**14.35**	10
1/4"	1/8"	***668x4***	**10.00**	10
1/4"	1/4"	***668x8***	**13.00**	10
3/8"	1/4"	***6612x8***	**17.85**	10
3/8"	3/8"	***6612x12***	**21.70**	5

Female Elbows



tube to female NPTF

Tube OD	Female NPTF	Forged Brass Part #	Price/E	Opt Qty
5/32"	1/8"	***705x4***	**$10.30**	10
1/4"	1/8"	***708x4***	**12.75**	10
1/4"	1/4"	***708x8***	**15.30**	5
3/8"	1/4"	***7012x8***	**19.05**	5

Union Elbows



tube to tube

Tube OD	Forged Brass Part #	Price/E	Opt Qty
1/8"	***654***	**$10.95**	10
5/32"	***655***	**11.20**	10
1/4"	***658***	**9.65**	10
3/8"	***6512***	**13.50**	10
1/2"	***6516***	**20.80**	5

Union Tees



tube to tube

Tube OD	Forged Brass Part #	Price/E	Opt Qty
1/8"	***644***	**$13.50**	10
5/32"	***645***	**11.40**	10
3/16"	***646***	**13.40**	10
1/4"	***648***	**13.30**	10
3/8"	***6412***	**18.00**	5
1/2"	***6416***	**27.75**	5

Brass Push-In Fittings

Male Swivel Branch Tees



tube to male NPTF

Tube OD	Male NPTF	Brass Part #	Price/E	Opt Qty
1/8"	1/8"	***72S4x4***	**$19.50**	10
5/32"	10-32 *	***72S5x10***	**20.10**	10
5/32"	1/8"	***72S5x4***	**20.25**	10
1/4"	1/8"	***72S8x4***	**14.45**	10
1/4"	1/4"	***72S8x8***	**15.30**	5
3/8"	1/4"	***72S12x8***	**18.65**	5
3/8"	3/8"	***72S12x12***	**21.25**	5
1/2"	3/8"	***72S16x12***	**32.10**	5
1/2"	1/2"	***72S16x16***	**35.60**	5

* UNF - Straight thread, supplied with gasket.

Male Branch Tees



tube to male NPTF

Tube OD	Male NPTF	Brass Part #	Price/E	Opt Qty
1/8"	1/8"	***724x4***	**$10.80**	10
5/32"	1/8"	***725x4***	**12.30**	10
3/16"	1/8"	***726x4***	**13.50**	10
1/4"	1/8"	***728x4***	**12.75**	10
1/4"	1/4"	***728x8***	**13.60**	5
3/8"	1/8"	***7212x4***	**16.10**	5
3/8"	1/4"	***7212x8***	**17.80**	5
3/8"	3/8"	***7212x12***	**19.50**	5
1/2"	3/8"	***7216x12***	**23.65**	5

Male Run Tees



tube to male NPTF

Tube OD	Male NPTF	Brass Part #	Price/E	Opt Qty
1/8"	1/8"	***714x4***	**$10.80**	10
5/32"	1/8"	***715x4***	**11.75**	10
3/16"	1/8"	***716x4***	**13.65**	10
1/4"	1/8"	***718x4***	**12.75**	10
1/4"	1/4"	***718x8***	**13.60**	5
3/8"	1/8"	***7112x4***	**16.80**	5
3/8"	1/4"	***7112x8***	**18.70**	5
3/8"	3/8"	***7112x12***	**21.25**	5
1/2"	3/8"	***7116x12***	**22.80**	5

Male Swivel Run Tees



tube to male NPTF

Tube OD	Male NPTF	Brass Part #	Price/E	Opt Qty
1/8"	1/8"	***71S4x4***	**$19.50**	10
5/32"	10-32 *	***71S5x10***	**20.10**	10
5/32"	1/8"	***71S5x4***	**22.00**	5
1/4"	1/8"	***71S8x4***	**14.45**	5
1/4"	1/4"	***71S8x8***	**15.30**	5
3/8"	1/4"	***71S12x8***	**23.75**	5
3/8"	3/8"	***71S12x12***	**27.60**	5
1/2"	3/8"	***71S16x12***	**30.25**	5
1/2"	1/2"	***71S16x16***	**33.95**	5

* UNF - Straight thread, supplied with gasket.

Stainless Steel Legris Push-In Fittings

Suitable for many industries such as: chemical, food, packaging and medical.

Technical characteristics:
- working temperature: **-4°F** to **250°F**
- working pressure: **435 PSI** maximum
  Maximum circuit pressure depends equally on the type and diameter of the tube used. SAFETY ALERT
- no silicone
- conforms to FDA and 1934/2004 CE standards

Compatible with a range of tubes:
- semi-rigid nylon tube
- flexible polyurethane tube
- low density polyethylene
- PTFE tube FEP 140
- stainless steel and copper tube (when grooved)

Materials of construction:
- body - AISI 316 stainless steel
- backup washer - 316L stainless steel
- collet - 303L stainless steel
- seal - FKM O-ring
- Thread sealant does not come pre-applied on male threads, allowing the appropriate sealant for the application to be applied by the user.

Male Swivel Elbows



tube to male NPT

Tube OD	Male NPT	*Stainless Steel* Part #	Price/E	Pkg Qty
1/4"	1/8"	***38895611***	**$83.85**	10
1/4"	1/4"	***38895614***	**94.20**	10
3/8"	1/4"	***38896014***	**155.40**	10
3/8"	3/8"	***38896018***	**161.50**	10
1/2"	3/8"	***38896218***	**190.50**	10
1/2"	1/2"	***38896222***	**199.75**	10

Straight Male Connectors



tube to male NPT

Tube OD	Male NPT	*Stainless Steel* Part #	Price/E	Pkg Qty
1/4"	1/8"	***38055611***	**$58.05**	10
1/4"	1/4"	***38055614***	**61.15**	10
3/8"	1/4"	***38056014***	**72.55**	10
3/8"	3/8"	***38056018***	**75.70**	10
1/2"	3/8"	***38056218***	**98.35**	10
1/2"	1/2"	***38056222***	**104.55**	10

Unions



tube to tube

Tube OD	*Stainless Steel* Part #	Price/E	Pkg Qty
1/4"	***38065600***	**$65.35**	10
3/8"	***38066000***	**90.10**	10
1/2"	***38066200***	**114.95**	10

Equal Elbow Union



tube to tube

Tube OD	*Stainless Steel* Part #	Price/E	Pkg Qty
1/4"	***38025600***	**$79.70**	10

Union Tees



tube to tube to tube

Tube OD	*Stainless Steel* Part #	Price/E	Pkg Qty
1/4"	***38045600***	**$111.80**	10
3/8"	***38046000***	**169.75**	10
1/2"	***38046200***	**202.85**	10

Bulkhead Connectors



tube to tube

Tube OD	*Stainless Steel* Part #	Price/E	Pkg Qty
1/4"	***38165600***	**$132.50**	10
3/8"	***38166000***	**142.85**	10
1/2"	***38166200***	**165.90**	10

Nickel-Plated Brass Legris Push-In Fittings

Technical characteristics and materials of construction:

- brass body with external and internal nickel plating
- chemical (electroless) nickel plated
- working temperature: **5°F** to **180°F**
- seal: Buna-N
- pressure: vacuum to **290 PSI**
  Maximum circuit pressure depends equally on the type and diameter of the tube used. SAFETY ALERT
- thread: length of threads in accordance with ISO 7.1 standards
- pre-applied thread sealant on all male NPT threads
- no silicone

Features and benefits:

- nickel-plated brass push-to-connect fitting
- tube compatibility: urethane, nylon, polyethylene, PTFE, metallic tubes (stainless steel and copper, when grooved)

Applications:

- A solution for pneumatic applications and fluids in aggressive environments where stainless steel is not necessary.
- various fluids: compressed air and fluids compatible with materials of construction
- typical industries: automotive, packaging, paper mills, wood working, factories with wash-down processes

Female Connectors



tube to female NPT

Tube OD	Female NPT	*Nickel-plated Brass* Part #	Price/E	Pkg Qty
5/32"	1/4"	***32150414***	**$12.40**	10
1/4"	1/8"	***32155611***	**7.90**	10
1/4"	1/4"	***32155614***	**10.30**	10
3/8"	1/4"	***32156014***	**16.00**	10
3/8"	3/8"	***32156018***	**16.45**	10
1/2"	3/8"	***32156218***	**16.65**	10
1/2"	1/2"	***32156222***	**17.25**	10

Male Connectors



tube to male NPT

Tube OD	Male NPT	*Nickel-plated Brass* Part #	Price/E	Pkg Qty
5/32"	10-32 *	***32010420***	**$4.80**	10
5/32"	1/8"	***32750411***	**4.50**	10
5/32"	1/4"	***32750414***	**7.05**	10
1/4"	10-32 *	***32015620***	**6.40**	10
1/4"	1/8"	***32755611***	**5.35**	10
1/4"	1/4"	***32755614***	**5.90**	10
1/4"	3/8"	***32755618***	**7.20**	10
3/8"	1/8"	***32756011***	**10.45**	10
3/8"	1/4"	***32756014***	**8.15**	10
3/8"	3/8"	***32756018***	**10.60**	10
3/8"	1/2"	***32756022***	**13.35**	10
1/2"	3/8"	***32756218***	**13.35**	10
1/2"	1/2"	***32756222***	**13.55**	10

* UNF - Straight thread, supplied with gasket

Male Swivel Elbows



tube to male NPT

Tube OD	Male NPT	*Nickel-plated Brass* Part #	Price/E	Pkg Qty
5/32"	10-32 *	***32990420***	**$9.60**	10
5/32"	1/8"	***32090411***	**7.65**	10
5/32"	1/4"	***32090414***	**9.60**	10
1/4"	1/8"	***32095611***	**6.05**	10
1/4"	1/4"	***32095614***	**6.90**	10
1/4"	3/8"	***32095618***	**9.95**	10
3/8"	1/4"	***32096014***	**14.50**	10
3/8"	3/8"	***32096018***	**11.85**	10
3/8"	1/2"	***32096022***	**14.70**	10
1/2"	1/2"	***32096222***	**18.25**	10

* UNF - Straight thread, supplied with gasket

Male Run Swivel Tees



tube to male NPT

Tube OD	Male NPT	*Nickel-plated Brass* Part #	Price/E	Pkg Qty
5/32"	10-32 *	***32930420***	**$15.60**	10
5/32"	1/8"	***32030411***	**11.45**	10
5/32"	1/4"	***32030414***	**13.25**	10
1/4"	1/8"	***32035611***	**12.65**	10
1/4"	1/4"	***32035614***	**13.50**	10
1/4"	3/8"	***32035618***	**14.50**	10
3/8"	1/4"	***32036014***	**19.05**	10
3/8"	3/8"	***32036018***	**20.55**	10
3/8"	1/2"	***32036022***	**22.15**	10

* UNF - Straight thread, supplied with gasket

Nickel-Plated Brass Legris Push-In Fittings

Equal Unions



tube to tube

Union Elbows



tube to tube

Equal Union Tees



tube to tube

Tube OD	*Nickel-plated Brass* Part #	Price/E	*Nickel-plated Brass* Part #	Price/E	*Nickel-plated Brass* Part #	Price/E	Pkg Qty
5/32"	***32060400***	**$6.75**	***32020400***	**$6.50**	**32040400**	**$8.50**	10
1/4"	***32065600***	**7.65**	***32025600***	**7.05**	**32045600**	**9.45**	10
3/8"	***32066000***	**15.25**	***32026000***	**12.90**	**32046000**	**16.80**	10
1/2"	***32066200***	**16.00**	***32026200***	**16.80**	**32046200**	**21.30**	10

Nylon/Nickel-Plated Brass Legris Push-In Fittings

- materials:
  - nickel-plated brass threads; black body is glass-filled nylon; Buna-N D seal; polypropylene release button; silicone free
- positive seal: sealing and holding is accomplished instantaneously
- reusable: connect and disconnect numerous times
- full flow: fitting seals on outside diameter of tubing
- working pressure: fittings rated to **290 PSI** at ambient temperature. *Maximum circuit pressure depends equally on the type and diameter of the tube used.* SAFETY ALERT
- working temperature: **-4°F** to **175°F**
- pre-applied thread sealant on all tapered male pipe threads
- compatible tubing: semi-rigid nylon, polyurethane and polyethylene tube
- vacuum capability: vacuum of 28" Hg (99% vacuum)

Gripping Ring Technology

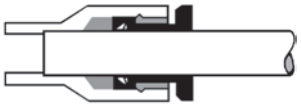

Quick Connect and Disconnect:
- To connect, simply push tubing in.
- To disconnect, press the release ring towards the fitting and pull tubing out.
- No tools required.

Male Swivel Branch Tees



tube to male NPT

Tube OD	Male NPT	*Nylon/Nickel-plated Brass* Part #	Price/E	Pkg Qty
1/8"	10-32 *	***31085320***	**$11.35**	10
1/8"	1/8"	***31085311***	**8.45**	10
5/32"	10-32 *	***31080420***	**12.15**	10
5/32"	1/8"	***31080411***	**8.05**	10
5/32"	1/4"	***31080414***	**11.85**	10
1/4"	1/8"	***31085611***	**7.20**	10
1/4"	1/4"	***31085614***	**7.80**	10
1/4"	3/8"	***31085618***	**9.45**	10
5/16"	1/8"	***31080811***	**11.05**	10
5/16"	1/4"	***31080814***	**11.50**	10
5/16"	3/8"	***31080818***	**11.85**	10
3/8"	1/8"	***31086011***	**15.05**	10
3/8"	1/4"	***31086014***	**11.05**	10
3/8"	3/8"	***31086018***	**12.80**	10
3/8"	1/2"	***31086022***	**16.70**	10
1/2"	1/4"	***31086214***	**14.45**	10
1/2"	3/8"	***31086218***	**18.05**	10
1/2"	1/2"	***31086222***	**20.35**	10

* UNF - Straight thread, supplied with gasket

Male Swivel Run Tees



tube to male NPT

Tube OD	Male NPT	*Nylon/Nickel-plated Brass* Part #	Price/E	Pkg Qty
1/8"	10-32 *	***31035320***	**$11.40**	10
1/8"	1/16"	***31035308***	**11.80**	10
1/8"	1/8"	***31035311***	**8.95**	10
5/32"	10-32 *	***31030420***	**12.50**	10
5/32"	1/8"	***31030411***	**8.85**	10
5/32"	1/4"	***31030414***	**12.15**	10
1/4"	1/8"	***31035611***	**7.30**	10
1/4"	1/4"	***31035614***	**7.80**	10
1/4"	3/8"	***31035618***	**9.60**	10
5/16"	1/8"	***31030811***	**10.80**	10
5/16"	1/4"	***31030814***	**11.35**	10
3/8"	1/8"	***31036011***	**14.50**	10
3/8"	1/4"	***31036014***	**12.15**	10
3/8"	3/8"	***31036018***	**13.50**	10
1/2"	1/4"	***31036214***	**14.80**	10
1/2"	3/8"	***31036218***	**18.05**	10
1/2"	1/2"	***31036222***	**20.00**	10

* UNF - Straight thread, supplied with gasket

Nylon/Nickel-Plated Brass Legris Push-In Fittings

"Hybrid" Male Connectors



fractional inch tube to male BSPT

Tube OD	Male BSPT	*Nickel-plated Brass* Part #	Price/E	Opt Qty
1/4"	1/8"	***31755610***	**$7.80**	10
1/4"	1/4"	***31755613***	**7.85**	10
3/8"	1/4"	***31756013***	**11.70**	10

Male Connectors



tube to male NPT

Tube OD	Male NPT	*Nickel-plated Brass* Part #	Price/E	Opt Qty
1/8"	1/16"	***31755308***	**$5.95**	10
1/8"	1/8"	***31755311***	**4.80**	10
1/8"	1/4"	***31755314***	**7.90**	10
5/32"	1/8"	***31750411***	**3.75**	10
5/32"	1/4"	***31750414***	**7.90**	10
1/4"	1/8"	***31755611***	**4.50**	10
1/4"	1/4"	***31755614***	**4.50**	10
1/4"	3/8"	***31755618***	**6.15**	10
5/16"	1/8"	***31750811***	**7.95**	10
5/16"	1/4"	***31750814***	**8.00**	10
5/16"	3/8"	***31750818***	**9.15**	10
3/8"	1/8"	***31756011***	**8.70**	10
3/8"	1/4"	***31756014***	**6.45**	10
3/8"	3/8"	***31756018***	**8.05**	10
3/8"	1/2"	***31756022***	**11.00**	10
1/2"	1/4"	***31756214***	**11.10**	10
1/2"	3/8"	***31756218***	**11.35**	10
1/2"	1/2"	***31756222***	**11.60**	10

Female Connectors



tube to female NPT

Tube OD	Female NPT	*Nickel-plated Brass* Part #	Price/E	Opt Qty
1/8"	1/8"	***30145311***	**$6.95**	10
1/8"	1/4"	***30145314***	**8.05**	10
5/32"	1/8"	***30140411***	**8.55**	10
5/32"	1/4"	***30140414***	**10.25**	10
1/4"	1/8"	***30145611***	**6.65**	10
1/4"	1/4"	***30145614***	**8.65**	10
5/16"	1/8"	***30140811***	**11.60**	10
5/16"	1/4"	***30140814***	**11.65**	10
3/8"	1/8"	***30146011***	**10.95**	10
3/8"	1/4"	***30146014***	**13.10**	10
3/8"	3/8"	***30146018***	**14.35**	10

Male Swivel Elbows



tube to male NPT

Tube OD	Male NPT	*Nylon/Nickel-plated Brass* Part #	Price/E	Opt Qty
1/8"	10-32 *	***31095320***	**$8.05**	10
1/8"	1/16"	***31095308***	**10.00**	10
1/8"	1/8"	***31095311***	**5.40**	10
1/8"	1/4"	***31095314***	**7.95**	10
5/32"	10-32 *	***31090420***	**7.30**	10
5/32"	1/8"	***31090411***	**4.55**	10
5/32"	1/4"	***31090414***	**9.45**	10
1/4"	10-32 *	***31095620***	**7.75**	10
1/4"	1/8"	***31095611***	**5.00**	10
1/4"	1/4"	***31095614***	**5.65**	10
1/4"	3/8"	***31095618***	**7.20**	10
5/16"	1/8"	***31090811***	**10.00**	10
5/16"	1/4"	***31090814***	**10.00**	10
5/16"	3/8"	***31090818***	**10.50**	10
3/8"	1/8"	***31096011***	**8.45**	10
3/8"	1/4"	***31096014***	**7.50**	10
3/8"	3/8"	***31096018***	**8.45**	10
3/8"	1/2"	***31096022***	**12.00**	10
1/2"	1/4"	***31096214***	**9.35**	10
1/2"	3/8"	***31096218***	**12.15**	10
1/2"	1/2"	***31096222***	**13.40**	10

* UNF - Straight thread, supplied with gasket

Female Swivel Elbows



tube to female NPT

Tube OD	Female NPT	*Nylon/Nickel-plated Brass* Part #	Price/E	Opt Qty
1/8"	1/8"	***30095311***	**$9.40**	10
5/32"	1/4"	***30090414***	**12.10**	10
1/4"	1/8"	***30095611***	**6.20**	10
1/4"	1/4"	***30095614***	**9.40**	10
5/16"	1/8"	***30090811***	**12.80**	10
5/16"	1/4"	***30090814***	**13.10**	10
3/8"	1/4"	***30096014***	**12.05**	10
1/2"	3/8"	***30096218***	**17.00**	10

Nylon/Nickel-Plated Brass Legris Push-In Fittings

45° Male Elbows



fractional inch tube to male NPT

Tube OD	Male NPT	*Nylon/Nickel-plated Brass* Part #	Price	Pkg Qty
1/4"	1/8"	***31135611***	**$6.20**	10
1/4"	1/4"	***31135614***	**6.75**	10
3/8"	1/4"	***31136014***	**9.05**	10
3/8"	3/8"	***31136018***	**9.20**	10

Extended Male Swivel Elbows



fractional inch tube to male NPT

Nylon/Nickel-plated Brass Part #	Price	Pkg Qty
31295611	**$8.30**	10
31295614	**8.70**	10
31296014	**12.05**	10
31296018	**15.80**	10

Unions



tube to tube

Tube OD	*Nylon* Part #	Price/E	Pkg Qty
1/8"	***31065300***	**$6.10**	10
5/32"	***31060400***	**4.50**	10
1/4"	***31065600***	**5.00**	10
5/16"	***31060800***	**6.45**	10
3/8"	***31066000***	**7.40**	10
1/2"	***31066200***	**12.15**	10

Bulkhead Unions



tube to tube

Nylon Part #	Price/E	Pkg Qty
31165300	**$6.80**	10
31160400	**8.05**	10
31165600	**8.45**	10
31160800	**10.35**	10
31166000	**12.60**	10
31166200	**18.35**	10

Union Elbows



tube to tube

Nylon Part #	Price/E	Pkg Qty
31025300	**$6.30**	10
31020400	**5.10**	10
31025600	**5.80**	10
31020800	**6.80**	10
31026000	**8.90**	10
31026200	**12.00**	10

Y Male Swivel Connectors



tube to male NPT

Tube OD	Male NPT	*Nylon/Nickel-plated Brass* Part #	Price/E	Pkg Qty
5/32"	1/8"	***31480411***	**$10.05**	10
5/32"	1/4"	***31480414***	**10.20**	10
1/4"	1/8"	***31485611***	**10.55**	10
1/4"	1/4"	***31485614***	**11.00**	10

Y Connectors



tube to tube

Tube OD	*Nylon* Part #	Price/E	Pkg Qty
1/8"	***31405300***	**$6.70**	10
5/32"	***31400400***	**6.70**	10
1/4"	***31405600***	**7.50**	10
5/16"	***31400800***	**9.40**	10
3/8"	***31406000***	**13.65**	10

Union Tees



tube to tube

Tube OD	*Nylon* Part #	Price/E	Pkg Qty
1/8"	***31045300***	**$8.85**	10
5/32"	***31040400***	**6.75**	10
1/4"	***31045600***	**7.65**	10
5/16"	***31040800***	**9.40**	10
3/8"	***31046000***	**10.65**	10
1/2"	***31046200***	**17.20**	10

Plugs

tube

Tube OD	*Plastic* Part #	Price/E	Pkg Qty
1/8"	***31265300***	**$1.80**	10
5/32"	***31260400***	**0.80**	10
1/4"	***31265600***	**2.05**	10
5/16"	***31260800***	**2.15**	10
3/8"	***31266000***	**2.35**	10
1/2"	***31266200***	**2.60**	10



Push-In Fitting Kit

Kit includes plastic case with threaded connectors, threaded elbows and several tube to tube connector configurations found on pages 169-170. A tubing cutter is also included in the kit.

Part #	Price/E
TFK	**$1082.60**

Kit contains the following parts:

Part #	Qty	Description
31755311	10	tube to male NPT connector
31750411	10	tube to male NPT connector
31755611	10	tube to male NPT connector
31755614	10	tube to male NPT connector
31756014	5	tube to male NPT connector
31756018	5	tube to male NPT connector
31090411	10	tube to male NPT elbow
31095611	10	tube to male NPT elbow
31095614	10	tube to male NPT elbow
31096011	5	tube to male NPT elbow
31096014	5	tube to male NPT elbow
31096018	5	tube to male NPT elbow
31060400	10	tube to tube union
31065600	10	tube to tube union
31066000	5	tube to tube union
31400400	10	Y connector
31405600	10	Y connector
31406000	5	Y connector
31040400	10	tube to tube union tee
31045600	5	tube to tube union tee
31046000	5	tube to tube union tee
30007100	1	tubing cutter



Legris Modular Manifolds

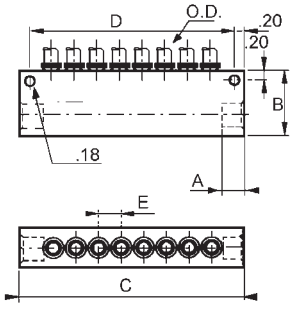



Manifold with push-to-connect ports

OD	NPT Size	Number of Outlets	A	B	C	D	E	Part #	Price/E
5/32"	1/4"	8	.55	1.30	4.49	4.09	.45	***33150414***	**$92.65**
1/4"	1/4"	8	.55	1.30	4.92	4.53	.50	***33155614***	**94.30**
3/8"	3/8"	6	---	1.57	5.73	5.33	.67	***33156018***	**109.90**

Legris Composite Mini Ball Valves

Mini ball valves enable in-line opening and closing of a pneumatic circuit. Compact and lightweight, they are suited to all types of installations. Their screwdriver slot allows opening and closing even when access is difficult. The handle is differentiated by a blue color and marked with the corresponding pneumatic symbol in order to enable immediate identification by the user. 2-way, non-venting valve

Materials:
- nylon body
- nickel-plated brass ball



Technical specifications:
- suitable fluid: compressed air
- maximum pressure: **145 PSI**
- vacuum capability: vacuum of 28" Hg (99% of vacuum)
- working temperature: **-4°F** to **175°F**

Size	Part #	Price/E
5/32"	***79100400***	**$34.30**
1/4"	***79105600***	**33.20**
5/16"	***79100800***	**35.65**
3/8"	***79106000***	**38.45**

Legris Quick Exhaust Valves

The quick exhaust valve can be used in all pneumatic equipment. It dramatically increases system efficiency and speed of a cylinder by purging cylinder air at the cylinder port rather than the control valve.

Materials:
- body: nickel-plated brass
- piston: polyurethane
- seals: nylon



Technical specifications:
- working pressure: **10 PSI** to **150 PSI**
- working temperature: **0°F** to **160°F**

NPT Thread	Part #	Price/E
1/8"	***79821111***	**$15.25**
1/4"	***79821414***	**16.25**
3/8"	***79821818***	**24.80**
1/2"	***79822222***	**32.45**

Legris Flow Control Valves

Push-to connect, unidirectional flow control valves, with one-piece design. Controls the speed of a cylinder by regulating air exhaust. Intake air flows freely through the flow control and exhaust air is metered out through a specially designed fine adjustment screw. Control pressure range: **15 PSI** to **145 PSI**. Temperature range: **30°F** to **160°F**.





compact flow control valves

Tube OD	NPT Size	Part #	Price/E	Pkg Qty
5/32"	1/8"	***70650411***	**$24.20**	10
1/4"	1/8"	***70655611***	**26.65**	10
1/4"	1/4"	***70655614***	**29.20**	10
3/8"	1/4"	***70656014***	**48.40**	10
3/8"	3/8"	***70656018***	**58.20**	10

miniature exhaust flow control valves

Tube OD	NPT Size	Part #	Price/E	Pkg Qty
5/32"	10-32 *	***76600420***	**$21.50**	10
5/32"	1/8"	***76650411***	**21.65**	10
1/4"	10-32 *	***76605620***	**26.45**	10
1/4"	1/8"	***76655611***	**26.45**	10
1/4"	1/4"	***76655614***	**26.45**	10

* UNF - Straight thread, supplied with gasket

Legris In-Line Flow Control Valves

Push-to connect flow control valve for use where cylinder access is difficult or another fitting is attached to the cylinder port. Stackable using 2 joining clips supplied, or panel mountable using existing holes.

Materials:
- body: nylon
- gripping ring: stainless steel
- adjustment screw: nickel-plated brass
- locking nut: nickel-plated brass



Technical specifications:
- working fluid: compressed air
- working pressure: **15 PSI** to **145 PSI**
- working temperature: **30°F** to **160°F**

Tube OD	Part #	Price/E	Pkg Qty
5/32"	***77700400***	**$42.60**	10
1/4"	***77705600***	**43.45**	10
3/8"	***77706000***	**66.30**	10
1/2"	***77706200***	**71.20**	10

Legris Threaded In-Line Flow Control Valves

Threaded in-line flow control valves are unidirectional flow control valves. Intake air flows freely through the flow control; exhaust air is metered out through a specially designed adjustment screw. An arrow on the body of the valve indicates the direction of controlled flow. The valves may be installed as meter in or meter out devices.

Technical specifications:
- working fluid: compressed air
- working pressure: **15 PSI** to **145 PSI**
- working temperature: **30°F** to **160°F**

Materials:
- body: nylon with nickel plated brass thread
- adjustment screw: nickel-plated brass
- locking nut: nickel-plated brass
- threads: nickel-plated brass

Tube OD	Part #	Price/E
1/8"	***77751111***	**$42.10**
1/4"	***77751414***	**46.30**
3/8"	***77751818***	**65.30**
1/2"	***77752222***	**74.70**



Legris Non-Return In-Line Check Valves

Allows air to pass in one direction while blocking flow in the other direction. A pressure of more than 7 PSI will overcome the spring pressure and allow flow. An arrow indicates free flow direction. Maximum working pressure: **145 PSI** at ambient temperature (70°F)

Tube OD	Part #	Price/E	Pkg Qty
5/32"	***79960400***	**$25.75**	10
6mm	***79960600***	**26.60**	10
1/4"	***79965600***	**28.60**	10
5/16"	***79960800***	**33.25**	10



Legris In-Line Check Valves

These in-line check valves allow air to pass in one direction while blocking flow in the other direction. Their extreme compactness and light weight make them suitable as a safety item in compressed air circuits. The body of the fitting contains an arrow to indicate the direction of flow. A pressure of more than 7 PSI will overcome the spring pressure, which is keeping the valve closed, thus allowing the passage of air. Meter out check valve.

Technical specifications:
- working pressure: **15 PS**I to **145 PSI** at ambient temperature (70°F)

Materials:
- body: nylon with nickel plated brass base
- pre-applied thread sealant on tapered threads

Tube OD	NPT Size	Part #	Price/E
5/32"	10-32 *	***79940420***	**$24.60**
5/32"	1/8"	***79950411***	**25.75**
1/4"	1/8"	***79955611***	**28.15**
1/4"	1/4"	***79955614***	**29.40**
3/8"	1/4"	***79956014***	**35.15**
3/8"	3/8"	***79956018***	**40.95**

* UNF - Straight thread, supplied with gasket



Stainless Steel Legris Uni-Directional Check Valves

Stainless steel valve blocks the fluid passage when the pressure differential is lower than 3.6 PSI.

Technical specifications:
- working pressure: **7 PSI** to **580 PSI**
- working temperature: **-4°F** to **360°F**

Materials:
- body: 316L stainless steel
- shut-off valve: 316L stainless steel
- return spring: 302 stainless steel
- seals: Viton®

NPT Thread	Part #	Price/E
1/8"	***48951111***	**$152.25**
1/4"	***48951414***	**152.25**
3/8"	***48951818***	**176.55**
1/2"	***48952222***	**183.60**



Tubing

Polyurethane Tubing

- naturally transparent
- temperature range: **-40°F** to **165°F** (working pressure given at 75°F)
- designed for use with the push-in fittings sold on pages 163-170
- excellent memory, flexibility and resistance to kinking
- good resistance to fuels and oils
- low gas and vapor permeability
- high compressive strength
- low compressive set and extractability levels
- outstanding abrasion resistance



Size OD	Size ID	Wall Thickness	Working Pressure @ 75°F	Length	Part #	Price/Length
1/8"	.062"	.0295	**233**	*250' roll*	***04063***	**$41.45**
5/32"	.094"	.0315	**176**	*100' roll*	***05094***	**29.15**
1/4"	.160"	.0450	**148**	*100' roll*	***08160***	**62.20**
3/8"	.250"	.0650	**147**	*100' roll*	***12250***	**116.80**
1/2"	.320"	.0900	**140**	*50' roll*	***16320***	**156.00**

Polyethylene Tubing

- designed for FDA applications
- temperature range: **-50°F** to **140°F** (working pressure given at 70°F)
- designed for use with the push-in fittings sold on pages 163-170
- flexible, lightweight, low-density polyethylene (LDPE) tubing
- for use with plastic or metal inserts with outer sleeve; ferrule or clamps
- formulated to resist stress cracking



Size OD	Size ID	Wall Thickness	Working Pressure @ 70°F	Length	Tubing Color	Part #	Price/Length
1/4"	.125"	.062	**150**	*100' roll*	natural	***0804***	**$14.70**
1/4"	.170"	.040	**150**	*100' roll*	natural	***0817***	**13.35**
3/8"	.250"	.062	**150**	*100' roll*	natural	***1208***	**28.00**
1/2"	.375"	.062	**125**	*100' roll*	natural	***1612***	**36.85**

Size OD	Size ID	Wall Thickness	Working Pressure @ 70°F	Length	Tubing Color	Part #	Price/Length
1/4"	.170"	.040	**150**	*100' roll*	blue	***0817BL100***	**$17.30**
1/4"	.170"	.040	**150**	*500' roll*	blue	***0817BL***	**67.00**
1/4"	.170"	.040	**150**	*500' roll*	black	***0817BR***	**67.00**
1/4"	.170"	.040	**150**	*500' roll*	natural	***0817CR***	**67.00**
3/8"	.250"	.062	**150**	*500' roll*	black	***1208BR***	**119.20**
3/8"	.250"	.062	**150**	*500' roll*	natural	***1208CR***	**119.20**

Nylon 12 Tubing

- naturally transparent
- temperature range: **-60°F** to **200°F** (working pressure given at 75°F)
- designed for use with the push-in fittings sold on pages 163-170
- recommended for applications requiring low density, lightweight toughness, flexibility and chemical resistance
- 100' lengths are packaged in plastic bags.



Size OD	Size ID	Wall Thickness	Working Pressure @ 75°F	Length	Part #	Price/Length
1/8"	.093"	.016	**225**	*100' roll*	***04093***	**$28.00**
5/32"	.106"	.025	**275**	*100' roll*	***05106***	**33.70**
3/16"	.138"	.025	**225**	*100' roll*	***06138***	**43.05**
1/4"	.170"	.040	**265**	*100' roll*	***08170***	**71.10**
1/4"	.180"	.035	**250**	*100' roll*	***08180***	**68.00**
3/8"	.275"	.050	**220**	*100' roll*	***12275***	**144.30**
1/2"	.375"	.062	**200**	*100' roll*	***16375***	**217.55**

Tubing cutters sold on page 334

Legris Tubing

Nylon 12 Tubing



Nylon tubing is ideal for many industrial applications. It has optimum mechanical properties and good chemical, humidity and abrasive resistance.

- semi rigid tubing
- working temperature: **-4°F** to **175°F** (working pressure given at 75°F)

Size OD	Size ID	Wall Thickness	Working Pressure at 75°F	Length	Clear Part #	Clear Price/Length	Black Part #	Black Price/Length	Blue Part #	Blue Price/Length
1/8"	.093"	.016	**225**	*50' roll*	***1091P5300***	**$25.40**	***1091P5301***	**$24.75**	***1091P5304***	**$25.40**
5/32"	.106"	.025	**275**	*50' roll*	***1091P0400***	**24.75**	***1091P0401***	**26.50**	***1091P0404***	**26.50**
3/16"	.138"	.025	**225**	*50' roll*	***1091P5500 ****	**40.80**	***1091P5501 ****	**42.55**	**---**	**---**
1/4"	.18"	.035	**265**	*50' roll*	***1091P5600***	**45.80**	***1091P5601***	**48.55**	***1091P5604***	**43.70**
5/16"	.232"	.040	**220**	*50' roll*	***1091P0800***	**66.60**	***1091P0801***	**66.55**	***1091P0804***	**66.55**
3/8"	.275"	.050	**220**	*50' roll*	***1091P6000***	**92.60**	***1091P6001***	**93.80**	***1091P6004***	**87.95**
1/2"	.375"	.063	**200**	*50' roll*	***1091P6200***	**155.90**	***1091P6201***	**147.90**	***1091P6204***	**149.50**

Size OD	Size ID	Wall Thickness	Working Pressure at 75°F	Length	Clear Part #	Clear Price/Length	Black Part #	Black PriceLength	Blue Part #	Blue Price/Length
1/8"	.093"	.016	**225**	*100' roll*	***1094P5300***	**$42.20**	***1094P5301***	**$42.45**	***1094P5304***	**$42.20**
5/32"	.106"	.025	**275**	*100' roll*	***1094P0400***	**46.20**	***1094P0401***	**42.25**	***1094P0404***	**42.25**
3/16"	.138"	.025	**225**	*100' roll*	***1094P5500 ****	**76.30**	***1094P5501 ****	**76.30**	**---**	**---**
1/4"	.18"	.035	**265**	*100' roll*	***1094P5600***	**85.50**	***1094P5601***	**87.05**	***1094P5604***	**78.35**
5/16"	.232"	.040	**220**	*100' roll*	***1094P0800***	**116.60**	***1094P0801***	**150.00**	***1094P0804***	**115.90**
3/8"	.275"	.050	**220**	*100' roll*	***1094P6000***	**166.60**	***1094P6001***	**168.55**	***1094P6004***	**158.55**
1/2"	.375"	.063	**200**	*100' roll*	***1094P6200***	**280.15**	***1094P6201***	**276.60**	***1094P6204***	**269.10**

* 3/16" size is nylon 11

Polyurethane - 95 Durometer Tubing



Polyurethane tubing has high flexibility and a small bend radius and thus is very good for applications where space is tight. For applications where the tubing will be exposed black tubing is recommended.

- working temperature: **-40°F** to **165°F** (working pressure given at 75°F)

Size OD	Size ID	Wall Thickness	Working Pressure at 75°F	Length	Clear Part #	Clear Price/Length	Black Part #	Black Price/Length	Blue Part #	Blue Price/Length
1/8"	.066"	.030	**233**	*50' roll*	***1091U53R00***	**$22.10**	***1091U5301***	**$21.65**	***1091U5304***	**$23.05**
5/32"	.094"	.031	**176**	*50' roll*	***1091U04R00***	**31.00**	***1091U0401***	**27.35**	***1091U0404***	**28.05**
1/4"	.160"	.045	**148**	*50' roll*	***1091U56R00***	**49.80**	***1091U5601***	**52.45**	***1091U5604***	**50.90**
5/16"	.216"	.048	**155**	*50' roll*	***1091U08R00***	**78.95**	***1091U0801***	**74.00**	***1091U0804***	**75.00**
3/8"	.245"	.065	**147**	*50' roll*	***1091U60R00***	**96.30**	***1091U6001***	**96.50**	***1091U6004***	**95.65**
1/2"	.32"	.090	**140**	*50' roll*	***1091U62R00***	**173.75**	***1091U6201***	**179.05**	***1091U6204***	**195.50**

Size OD	Size ID	Wall Thickness	Working Pressure at 75° F	Length	Clear Part #	Clear Price/Length	Black Part #	Black Price/Length	Blue Part #	Blue Price/Length
1/8"	.066"	.030	**233**	*100' roll*	***1094U53R00***	**$40.30**	***1094U5301***	**$38.95**	***1094U5304***	**$42.95**
5/32"	.094"	.031	**176**	*100' roll*	***1094U04R00***	**54.00**	***1094U0401***	**50.85**	***1094U0404***	**54.00**
1/4"	.160"	.045	**148**	*100' roll*	***1094U56R00***	**92.80**	***1094U5601***	**97.80**	***1094U5604***	**88.50**
5/16"	.216"	.048	**155**	*100' roll*	***1094U08R00***	**147.25**	***1094U0801***	**135.85**	***1094U0804***	**144.30**
3/8"	.245"	.065	**147**	*100' roll*	***1094U60R00***	**179.90**	***1094U6001***	**187.15**	***1094U6004***	**178.65**
1/2"	.32"	.090	**140**	*100' roll*	***1094U62R00***	**337.70**	***1094U6201***	**334.50**	***1094U6204***	**351.80**

Fluoropolymer FEP 140 Tubing



Fluoropolymer tubing is of food quality and provides excellent resistance to aggressive and corrosive agents as well as high temperatures.

- FDA compliant materials
- maximum working temperature: **300°F** (working pressure given at 75°F)

Size OD	Size ID	Wall Thickness	Working Pressure at 75°F	Length	Clear Part #	Clear Price/Length
1/8"	.06"	.033	**304**	*25' roll*	***1092T5300***	**$73.45**
1/4"	.17"	.040	**246**	*25' roll*	***1092T5600***	**167.90**
3/8"	.30"	.038	**166**	*25' roll*	***1092T6000***	**262.40**
1/2"	.42"	.040	**108**	*25' roll*	***1092T6200***	**355.60**

Metric Push-In Fittings

- materials:
  - nickel-plated brass threads; black body is glass-filled nylon; Buna-N D seal; polypropylene release button; silicone free
- positive seal: sealing and holding is accomplished instantaneously
- reusable: connect and disconnect numerous times
- full flow: fitting seals on outside diameter of tubing
- working pressure: fittings rated to **290 PSI** at ambient temperature
- working temperature: **-4°F** to **175°F**
- pre-applied thread sealant on all tapered male pipe threads
- compatible tubing: semi-rigid nylon, polyurethane and polyethylene tube
- vacuum capability: vacuum of 28" Hg (99% vacuum)

Gripping Ring Technology

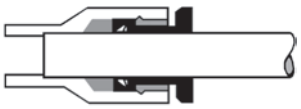

Quick Connect and Disconnect:
- To connect, simply push tubing in.
- To disconnect, press the release ring towards the fitting and pull tubing out.
- No tools required.

Male Connectors



tube to male BSPT

Tube OD	Male BSPT	Part #	Price/E	Pkg Qty
4 mm	1/8"	***31750410***	**$4.65**	10
4 mm	1/4"	***31750413***	**7.45**	10
6 mm	1/8"	***31750610***	**5.20**	10
6 mm	1/4"	***31750613***	**5.95**	10
8 mm	1/8"	***31750810***	**7.65**	10
8 mm	1/4"	***31750813***	**7.65**	10
8 mm	3/8"	***31750817***	**9.00**	10
10 mm	1/4"	***31751013***	**9.55**	10
10 mm	3/8"	***31751017***	**10.60**	10

Female Connectors



tube to female BSPP

Tube OD	Female BSPP	Part #	Price/E	Pkg Qty
4 mm	1/8"	***31140410***	**$8.10**	10
4 mm	1/4"	***31140413***	**10.70**	10
6 mm	1/8"	***31140610***	**8.05**	10
6 mm	1/4"	***31140613***	**9.10**	10
8 mm	1/8"	***31140810***	**10.15**	10
8 mm	1/4"	***31140813***	**9.65**	10

Male Swivel Elbows



tube to male BSPT

Tube OD	Male BSPT	Part #	Price/E	Pkg Qty
4 mm	1/8"	***31090410***	**$6.05**	10
4 mm	1/4"	***31090413***	**9.30**	10
6 mm	1/8"	***31090610***	**6.40**	10
6 mm	1/4"	***31090613***	**6.55**	10
8 mm	1/8"	***31090810***	**9.45**	10
8 mm	1/4"	***31090813***	**9.45**	10
8 mm	3/8"	***31090817***	**11.20**	10
10 mm	1/4"	***31091013***	**14.95**	10
10 mm	3/8"	***31091017***	**15.30**	10

Male Swivel Branch Tees



tube to male BSPT

Tube OD	Male BSPT	Part #	Price/E	Pkg Qty
4 mm	1/8"	***31080410***	**$8.50**	10
4 mm	1/4"	***31080413***	**12.50**	10
6 mm	1/8"	***31080610***	**9.05**	10
6 mm	1/4"	***31080613***	**9.20**	10
8 mm	1/8"	***31080810***	**11.30**	10
8 mm	1/4"	***31080813***	**11.85**	10

Nylon Metric Tubing Rolls



- translucent color
- resistant to fungus, abrasion, moisture and UV radiation
- temperature range **-60°F** to **200°F** (working pressure given at 75°F)

Size OD	Size ID	Wall Thickness	Working Pressure @75°F	Length	Part #	Price/Length
4 mm x 2.7 mm		.65 mm	**275**	25 m	***1025P0400***	**$34.35**
6 mm x 4 mm		1 mm	**280**	25 m	***1025P0600***	**61.85**
8 mm x 6 mm		1 mm	**210**	25 m	***1025P0800***	**92.80**

Tubing cutters sold on page 334

Metric Push-In Fittings

Unions



tube to tube

Tube OD	Tube OD	Part #	Price/E	Pkg Qty
4 mm	6 mm	***31060406***	**$10.05**	10
6 mm	6 mm	***31060600***	**5.70**	10
10 mm	10 mm	***31061000***	**14.30**	10

Union Tees



tube to tube

Tube OD	Tube OD	Part #	Price/E	Pkg Qty
6 mm	6 mm	***31040600***	**$8.40**	10
10 mm	10 mm	***31041000***	**19.70**	10

Union Elbows



tube to tube

Tube OD	Tube OD	Part #	Price/E	Pkg Qty
6 mm	6 mm	***31020600***	**$7.30**	10
10 mm	10 mm	***31021000***	**13.80**	10

Bulkhead Unions



Tube OD	Tube OD	Part #	Price/E	Pkg Qty
6 mm	6 mm	***31160600***	**$9.25**	10

Y Connectors



Tube OD	Tube OD	Part #	Price/E	Pkg Qty
6 mm	6 mm	***31400600***	**$8.40**	10

Plugs



Tube OD	Tube OD	Part #	Price/E	Pkg Qty
6 mm	6 mm	***31260600***	**$2.10**	10
10 mm	10 mm	***31261000***	**4.40**	10

Male Connectors



tube to thread

Tube OD	Thread	Part #	Price/E	Pkg Qty
4 mm	M5	***31010419***	**$6.45**	10
4 mm	1/8 BSPP	***31010410***	**5.35**	10
6 mm	M5	***31010619***	**8.65**	10
6 mm	1/8 BSPP	***31010610***	**6.20**	10
6 mm	1/4 BSPP	***31010613***	**7.05**	10
8 mm	1/8 BSPP	***31010810***	**8.00**	10
8 mm	1/4 BSPP	***31010813***	**8.40**	10
10 mm	1/4 BSPP	***31011013***	**13.95**	10

Male Swivel Elbows



tube to thread

Tube OD	Thread	Part #	Price/E	Pkg Qty
4 mm	M5	***31990419***	**$6.70**	10
4 mm	1/8 BSPP	***31990410***	**7.30**	10
6 mm	M5	***31990619***	**7.30**	10
6 mm	1/8 BSPP	***31990610***	**7.40**	10
6 mm	1/4 BSPP	***31990613***	**10.05**	10
8 mm	1/8 BSPP	***31990810***	**11.40**	10
8 mm	1/4 BSPP	***31990813***	**11.40**	10
10 mm	1/8 BSPP	***31991013***	**15.70**	10

D.O.T. Push-In Fittings

- materials:
  - body (straights) tube, supports and grippers: brass CA360
  - forged elbows and tees: brass CA377
  - O-ring: Buna-N
- working pressure: Fittings are suitable for use up to the maximum working pressure of the plastic tubing used. Also suitable for vacuum service.
- working temperature: **-40°F** to **212°F**
- pre-applied thread sealant (Loctite 516) on all male pipe threads
- compatible tubing: SAE J844
- specifications: meets D.O.T FMVSS 571.106 and SAE J1131, SAE J2494-1 and SAE J2494-3

Male Elbows



tube to male NPT

Tube OD	Male NPT	Part #	Price/E	Pkg Qty
1/4"	1/8"	***AQ69DOT4x2***	**$8.95**	10
1/4"	1/4"	***AQ69DOT4x4***	**10.15**	10
3/8"	1/4"	***AQ69DOT6x4***	**12.35**	10

Swivel Male Elbows



tube to male NPT

Tube OD	Male NPT	Part #	Price/E	Pkg Qty
1/4"	1/8"	***AQ69DOTS4x2***	**$10.55**	10
1/4"	1/4"	***AQ69DOTS4x4***	**11.40**	10
1/4"	3/8"	***AQ69DOTS4x6***	**16.45**	10
3/8"	1/4"	***AQ69DOTS6x4***	**15.10**	10
3/8"	3/8"	***AQ69DOTS6x6***	**17.00**	5

Male Connectors



tube to male NPT

Tube OD	Male NPT	Part #	Price/E	Pkg Qty
1/4"	1/8"	***AQ68DOT4x2***	**$6.15**	10
1/4"	1/4"	***AQ68DOT4x4***	**6.95**	10
1/4"	3/8"	***AQ68DOT4x6***	**10.80**	5
3/8"	1/4"	***AQ68DOT6x4***	**9.60**	10
3/8"	3/8"	***AQ68DOT6x6***	**10.30**	10

Swivel Male Run Tees



tube to male NPT

Tube OD	Male NPT	Part #	Price/E	Pkg Qty
1/4"	1/8"	***AQ71DOTS4x2***	**$17.95**	10
1/4"	1/4"	***AQ71DOTS4x4***	**17.95**	5

Union Connectors



tube to tube

Tube OD	Part #	Price/E	Pkg Qty
1/4"	***AQ62DOT4***	**$11.45**	10
3/8"	***AQ62DOT6***	**13.00**	10

Swivel Male Branch Tees



tube to tube

Tube OD	Male NPT	Part #	Price/E	Pkg Qty
1/4"	1/8"	***AQ72DOTS4x2***	**$17.95**	10
1/4"	1/4"	***AQ72DOTS4x4***	**18.80**	5

Union Tees



tube to tube

Tube OD	Part #	Price/E	Pkg Qty
1/4"	***AQ64DOT4***	**$17.05**	10
3/8"	***AQ64DOT6***	**20.80**	10

D.O.T. Push-In Fittings

- materials of construction:
  - body is composite; brass collet; stainless steel tube support; threads are brass
  - Buna-N O-ring
- pressure range: up to **250 PSI** at ambient temperature
- working temperature: **-40°F** to **200°F**
- suitable fluids: compressed air only (lubricated or non-lubricated)
- complies with the performance requirements of D.O.T FMVSS 571.106 (SAE J1131) and SAE J2494-3
- *These fittings are designed for use on all pneumatic circuits other than air brake assemblies between the frame and axle or between towed and towing vehicle.* SAFETY ALERT

Straight Male Connectors



tube to male NPT

Tube OD	Male NPTF	Part #	Price/E	Pkg Qty
5/32"	1/8"	***31150411DOT***	**$5.45**	10
5/32"	1/4"	***31150414DOT***	**7.60**	10
3/16"	1/8"	***31155511DOT***	**7.10**	10
3/16"	1/4"	***31155514DOT***	**9.45**	10
1/4"	1/8"	***31155611DOT***	**5.00**	10
1/4"	1/4"	***31155614DOT***	**5.05**	10
1/4"	3/8"	***31155618DOT***	**6.75**	10
3/8"	1/8"	***31156011DOT***	**9.55**	10
3/8"	1/4"	***31156014DOT***	**7.25**	10
3/8"	3/8"	***31156018DOT***	**9.15**	10
3/8"	1/2"	***31156022DOT***	**13.30**	10
1/2"	1/4"	***31156214DOT***	**21.05**	10
1/2"	3/8"	***31156218DOT***	**20.25**	10
1/2"	1/2"	***31156222DOT***	**14.70**	10

Straight Female Connectors



tube to female NPT

Tube OD	Female NPTF	Part #	Price/E	Pkg Qty
5/32"	1/8"	***31140411DOT***	**$14.30**	10
3/16"	1/8"	***31145511DOT***	**11.80**	10
1/4"	1/8"	***31145611DOT***	**10.10**	10
1/4"	1/4"	***31145614DOT***	**10.05**	10
3/8"	1/4"	***31146014DOT***	**14.60**	10
3/8"	3/8"	***31146018DOT***	**17.75**	10

- complies with performance requirements of SAE J2494

Male Elbows



tube to male NPT

Tube OD	Male NPTF	Part #	Price/E	Pkg Qty
5/32"	1/8"	***31090411DOT***	**$8.20**	10
3/16"	1/8"	***31095511DOT*** [1]	**11.50**	10
1/4"	1/8"	***31095611DOT***	**5.65**	10
1/4"	1/4"	***31095614DOT***	**6.65**	10
1/4"	3/8"	***31095618DOT***	**15.50**	10
3/8"	1/4"	***31096014DOT***	**14.65**	10
3/8"	3/8"	***31096018DOT***	**16.55**	10
3/8"	1/2"	***31096022DOT***	**15.40**	10
1/2"	1/4"	***31096214DOT***	**17.40**	10
1/2"	3/8"	***31096218DOT***	**16.50**	10
1/2"	1/2"	***31096222DOT***	**20.25**	10

Note: This fitting can be oriented 360° allowing proper positioning of the fitting.

[1] nickel-plated brass construction

Male Branch Tees



tube to male NPT to tube

Tube OD	Male NPTF	Part #	Price/E	Pkg Qty
5/32"	1/8"	***31080411DOT***	**$14.25**	10
5/32"	1/4"	***31080414DOT***	**18.35**	10
3/16"	1/8"	***31085511DOT*** [1]	**14.55**	10
1/4"	1/8"	***31085611DOT***	**8.05**	10
1/4"	1/4"	***31085614DOT***	**8.80**	10
1/4"	3/8"	***31085618DOT***	**15.85**	10
3/8"	1/4"	***31086014DOT***	**14.85**	10
3/8"	3/8"	***31086018DOT***	**17.75**	10
3/8"	1/2"	***31086022DOT***	**18.55**	10
1/2"	1/4"	***31086214DOT***	**22.70**	10
1/2"	3/8"	***31086218DOT***	**22.50**	10
1/2"	1/2"	***31086222DOT***	**25.75**	10

Note: This fitting can be oriented 360° allowing proper positioning of the fitting.

D.O.T. Push-In Fittings

Male Run Tees



tube to tube to male NPT

Tube OD	Male NPTF	Part #	Price/E	Pkg Qty
3/16"	1/8"	***31035511DOT*** [1]	**$16.00**	10
1/4"	1/8"	***31035611DOT***	**8.05**	10
1/4"	1/4"	***31035614DOT***	**9.30**	10
1/4"	3/8"	***31035618DOT***	**16.00**	10
3/8"	1/4"	***31036014DOT***	**15.65**	10
3/8"	3/8"	***31036018DOT***	**18.80**	10
3/8"	1/2"	***31036022DOT***	**19.15**	10
1/2"	1/4"	***31036214DOT***	**23.25**	10
1/2"	3/8"	***31036218DOT***	**22.95**	10
1/2"	1/2"	***31036222DOT***	**25.75**	10

Note: This fitting can be oriented 360° allowing proper positioning of the fitting.

[1] nickel-plated brass construction

Y Connectors



male NPT to tube

Tube OD	Male NPTF	Part #	Price/E	Pkg Qty
1/4"	1/8"	***31485611DOT***	**$13.35**	10
1/4"	1/4"	***31485614DOT***	**14.05**	10

Note: This fitting can be oriented 360° allowing proper positioning of the fitting.

Unions



tube to tube

Tube OD	Part #	Price/E	Pkg Qty
5/32"	***31060400DOT***	**$6.45**	10
3/16"	***31065500DOT***	**10.25**	10
1/4"	***31065600DOT***	**5.65**	10
3/8"	***31066000DOT***	**8.75**	10
1/2"	***31066200DOT***	**14.85**	10

Union Elbows



tube to tube

Tube OD	Part #	Price/E	Pkg Qty
5/32"	***31020400DOT***	**$8.00**	10
1/4"	***31025600DOT***	**6.65**	10
3/8"	***31026000DOT***	**11.25**	10
1/2"	***31026200DOT***	**13.85**	10

Union Tees



tube to tube to tube

Tube OD	Part #	Price/E	Pkg Qty
5/32"	***31040400DOT***	**$9.65**	10
3/16"	***31045500DOT***	**15.10**	10
1/4"	***31045600DOT***	**8.90**	10
3/8"	***31046000DOT***	**11.65**	10
1/2"	***31046200DOT***	**19.35**	10

Y Unions



tube to tube

Tube OD	Part #	Price/E	Pkg Qty
1/4"	***31405600DOT***	**$11.10**	10
3/8"	***31406000DOT***	**17.90**	10

D.O.T. Push-In Fittings

Plug In Elbow



Tube OD	Part #	Price/E	Pkg Qty
1/4"	***31825600DOT***	**$3.65**	10

Plug In Run Tee



Tube OD	Part #	Price/E	Pkg Qty
1/4"	***31835600DOT***	**$10.35**	10

Reducers



Tube OD	Tube OD	Part #	Price/E	Pkg Qty
1/4"	3/8"	***31665660DOT***	**$4.50**	10

Bulkhead Unions



tube to tube

Tube OD	Part #	Price/E	Pkg Qty
1/4"	***31165600DOT***	**$11.35**	10
3/8"	***31166000DOT***	**13.80**	10
1/2"	***31166200DOT ****	**22.75**	10

* nickel-plated brass construction

D.O.T. Air Brake Tubing Rolls

- meets Department of Transportation FMVSS-106 nylon material conforming to SAE J844
- shipped in lengths of 100' roll
- working pressure: **150 PSI**
- temperature range: **-40°F** to **200°F**

Size OD	Tubing Color	Part #	Price/E
3/16"	black	***J844-03-BL-100***	**$62.25**
1/4"	black	***J844-04-BL-100***	**73.10**
1/4"	blue	***J844-04-B-100***	**73.10**
1/4"	red	***J844-04-R-100***	**73.10**
3/8"	black	***J844-06-BL-100***	**186.50**
3/8"	blue	***J844-06-B-100***	**191.50**
3/8"	red	***J844-06-R-100***	**191.50**
1/2"	black	***J844-08-BL-100***	**260.75**
5/8"	black	***J844-10-BL-100***	**475.00**
3/4"	black	***J844-12-BL-100***	**706.00**



Tubing cutters sold on page 334

Air Brake Fittings

Compression style air brake fittings utilizes ribbed sleeve for compression and positive grip.

- materials: machined from CA360, CA345, or CA377 brass
- pre-applied thread sealant (Loctite Vibra-Seal 516) on all male pipe threads
- working pressure: **150 PSI** maximum
- working temperature: **-40°F** to **200°F**
- compatible tubing: SAE J844 type A and B
- specifications: meets D.O.T FMVSS 571.106 and SAE J1131, and SAE J2494
- *These fittings are designed for use in air brake systems or in cab controls.*

Assembly Instructions:

1. Cut tubing squarely - maximum of 15° angle allowable.
2. Check that port or mating part is clean and free of debris.
3. Insert tubing into fittings until it bottoms on seat.
4. Tighten nut with wrench until one thread remains visible on the fittings body; (this will allow for a number of remakes) or, the nut should be screwed down finger tight, then wrench-tightened as indicated in the chart below.

Tube Size	Turns required to seal from hand-tight
3/16"	2½
1/4"	3
3/8" & 1/2"	4
5/8" & 3/4"	3½

Sleeves



- ref. SAE 100115

Tube OD	Part #	Price/E	Pkg Qty
3/16"	***60NAB3***	**$0.97**	100
1/4"	***60NAB4***	**0.87**	100
3/8"	***60NAB6***	**0.97**	100
1/2"	***60NAB8***	**1.04**	100
5/8"	***60NAB10***	**3.10**	100
3/4"	***60NAB12***	**5.82**	50

Inserts



- for SAE J844 Tubing

Tube OD	*302/304 Stainless Steel* Part #	Price/E	Pkg Qty
1/4"	***63NAB4***	**$1.11**	200
3/8"	***63NAB6***	**1.26**	200
1/2"	***63NAB8***	**1.77**	100
5/8"	***63NAB10***	**4.62**	100
3/4"	***63NAB12***	**5.82**	100

Nuts



- ref. SAE 100110

Tube OD	Straight Thread	Part #	Price/E	Pkg Qty
3/16"	5/16-24	***61NAB3***	**$3.47**	100
1/4"	7/16-24	***61NAB4***	**1.37**	100
3/8"	17/32-24	***61NAB6***	**1.83**	100
1/2"	11/16-20	***61NAB8***	**3.80**	50
5/8"	13/16-18	***61NAB10***	**7.90**	25
3/4"	1-18	***61NAB12***	**9.53**	25

Female Connectors



- ref. SAE 100103 BA

Tube OD	Pipe Thread	Straight Thread	Part #	Price/E	Pkg Qty
1/4"	1/8"	7/16-24	***66NAB42***	**$11.79**	25
1/4"	1/4"	7/16-24	***66NAB44***	**13.51**	10
3/8"	1/8"	17/32-24	***66NAB62***	**12.41**	10
3/8"	1/4"	17/32-24	***66NAB64***	**14.82**	10
1/2"	3/8"	11/16-20	***66NAB86***	**26.68**	10
1/2"	1/2"	11/16-20	***66NAB88***	**25.45**	10
5/8"	3/8"	13/16-18	***66NAB106***	**70.76**	10
5/8"	1/2"	13/16-18	***66NAB108***	**69.30**	10

Male Connectors



- ref. SAE 100102 BA

Tube OD	Pipe Thread	Straight Thread	Part #	Price/E	Pkg Qty
3/16"	1/16"	5/16-24	***68NAB31VS***	**$20.64**	25
3/16"	1/8"	5/16-24	***68NAB32VS***	**15.68**	50
3/16"	1/4"	5/16-24	***68NAB34VS***	**20.36**	25
1/4"	1/8"	7/16-24	***68NAB42VS***	**7.22**	50
1/4"	1/4"	7/16-24	***68NAB44VS***	**7.42**	50
1/4"	3/8"	7/16-24	***68NAB46VS***	**8.27**	10
3/8"	1/8"	17/32-24	***68NAB62VS***	**8.46**	25
3/8"	1/4"	17/32-24	***68NAB64VS***	**8.08**	25
3/8"	3/8"	17/32-24	***68NAB66VS***	**9.78**	25
3/8"	1/2"	17/32-24	***68NAB68VS***	**15.97**	25
1/2"	1/4"	11/16-20	***68NAB84VS***	**10.73**	10
1/2"	3/8"	11/16-20	***68NAB86VS***	**10.20**	25
1/2"	1/2"	11/16-20	***68NAB88VS***	**17.85**	25
5/8"	3/8"	13/16-18	***68NAB106VS***	**20.14**	10
5/8"	1/2"	13/16-18	***68NAB108VS***	**18.66**	10
3/4"	3/8"	1-18	***68NAB126VS***	**48.45**	10
3/4"	1/2"	1-18	***68NAB128VS***	**39.01**	10
3/4"	3/4"	1-18	***68NAB1212VS***	**39.10**	10

Air Brake Fittings

Unions



Tube OD	Straight Thread	Part #	Price/E	Pkg Qty
1/4"	7/16-24	***62NAB4***	**$10.25**	10
3/8"	17/32-24	***62NAB6***	**11.01**	10
1/2"	11/16-20	***62NAB8***	**14.37**	10
5/8"	13/16-18	***62NAB10***	**29.00**	10
3/4"	1-18	***62NAB12***	**62.75**	10

Bulkhead Unions



Tube OD	Straight Thread	Part #	Price/E	Pkg Qty
1/4"	7/16-24	***62NABH4***	**$40.80**	10
3/8"	17/32-24	***62NABH6***	**54.20**	10
1/2"	11/16-20	***62NABH8***	**87.95**	10

Bulkhead Unions



Tube OD	Straight Thread	Part #	Price/E	Pkg Qty
3/16"	5/16-24	***62NBH3***	**$52.26**	10
1/4"	7/16-24	***62NBH4***	**26.40**	10
3/8"	17/32-24	***62NBH6***	**35.44**	10
1/2"	11/16-20	***62NBH8***	**33.15**	10
5/8"	13/16-18	***62NBH10***	**101.83**	10

Bulkhead Unions



Tube OD	Straight Thread	Part #	Price/E	Pkg Qty
1/4"	7/16-24	***62NFBH4***	**$16.01**	10
3/8"	17/32-24	***62NFBH6***	**38.00**	10
1/2"	11/16-20	***62NFBH8***	**29.66**	10
5/8"	13/16-18	***62NFBH10***	**44.81**	10

Bulkhead Union



Tube OD	Pipe Thread	Part #	Price/E	Pkg Qty
1/2"	3/8"	***66NBH86***	**$40.09**	10

Male Run Tees



- ref. SAE 100103 BA

Tube OD	Pipe Thread	Straight Thread	Part #	Price/E	Pkg Qty
1/4"	1/8"	7/16-24	***71NAB42VS***	**$15.73**	25
1/4"	1/4"	7/16-24	***71NAB44VS***	**19.19**	10
3/8"	1/4"	17/32-24	***71NAB64VS***	**19.19**	10
3/8"	3/8"	17/32-24	***71NAB66VS***	**23.52**	10
1/2"	3/8"	11/16-20	***71NAB86VS***	**26.82**	10
1/2"	1/2"	11/16-20	***71NAB88VS***	**43.84**	10
5/8"	1/2"	13/16-18	***71NAB108VS***	**120.81**	10

Male Branch Tees



- ref. SAE 100425 BA

Tube OD	Pipe Thread	Straight Thread	Part #	Price/E	Pkg Qty
3/16"	1/8"	7/16-24	***72NAB32VS***	**$126.63**	10
1/4"	1/8"	7/16-24	***72NAB42VS***	**16.84**	10
1/4"	1/4"	7/16-24	***72NAB44VS***	**18.33**	10
3/8"	1/8"	17/32-24	***72NAB62VS***	**21.20**	10
3/8"	1/4"	17/32-24	***72NAB64VS***	**18.14**	10
3/8"	3/8"	17/32-24	***72NAB66VS***	**19.22**	10
1/2"	1/4"	11/16-20	***72NAB84VS***	**55.58**	10
1/2"	3/8"	11/16-20	***72NAB86VS***	**26.17**	10
1/2"	1/2"	11/16-20	***72NAB88VS***	**32.42**	10
5/8"	1/2"	13/16-18	***72NAB108VS***	**51.27**	10

Union Tees



- ref. SAE 100401 BA

Tube OD	Straight Thread	Part #	Price/E	Pkg Qty
1/4"	7/16-24	***64NAB4***	**$18.76**	25
3/8"	17/32-24	***64NAB6***	**22.03**	25
1/2"	11/16-20	***64NAB8***	**33.14**	10
5/8"	13/16-18	***64NAB10***	**94.12**	10

Air Brake Fittings

Union Elbows



Tube OD	Straight Thread	Part #	Price/E	Pkg Qty
1/4"	7/16-24	***65NAB4***	**$25.30**	10
3/8"	17/32-24	***65NAB6***	**24.51**	10
1/2"	11/16-20	***65NAB8***	**25.31**	10
5/8"	13/16-18	***65NAB10***	**49.11**	10

45° Elbows



- ref. SAE 100302 BA

Tube OD	Pipe Thread	Straight Thread	Part #	Price/E	Pkg Qty
1/4"	1/8"	7/16-24	***79NAB42VS***	**$10.20**	10
1/4"	1/4"	7/16-24	***79NAB44VS***	**12.94**	10
3/8"	1/8"	17/32-24	***79NAB62VS***	**22.18**	10
3/8"	1/4"	17/32-24	***79NAB64VS***	**12.51**	10
3/8"	3/8"	17/32-24	***79NAB66VS***	**13.51**	10
3/8"	1/2"	17/32-24	***79NAB68VS***	**21.26**	10
1/2"	1/4"	11/16-20	***79NAB84VS***	**24.69**	10
1/2"	3/8"	11/16-20	***79NAB86VS***	**21.26**	10
1/2"	1/2"	11/16-20	***79NAB88VS***	**26.97**	10
5/8"	3/8"	13/16-18	***79NAB106VS***	**33.04**	10
5/8"	1/2"	13/16-18	***79NAB108VS***	**33.04**	10
3/4"	1/2"	1-18	***79NAB128VS***	**36.03**	10

Female Elbows



- ref. SAE 100203 BA

Tube OD	Pipe Thread	Straight Thread	Part #	Price/E	Pkg Qty
3/16"	1/8"	5/16-24	***70NAB32***	**$65.04**	25
1/4"	1/8"	7/16-24	***70NAB42***	**15.02**	25
1/4"	1/4"	7/16-24	***70NAB44***	**53.93**	25
3/8"	1/8"	17/32-24	***70NAB62***	**26.68**	10
3/8"	1/4"	17/32-24	***70NAB64***	**25.44**	10
3/8"	3/8"	17/32-24	***70NAB66***	**25.44**	10
1/2"	3/8"	11/16-20	***70NAB86***	**50.43**	10
1/2"	1/2"	11/16-20	***70NAB88***	**54.63**	10
5/8"	1/2"	13/16-18	***70NAB108***	**72.20**	10

Male Elbows



Tube OD	Pipe Thread	Straight Thread	Part #	Price/E	Pkg Qty
3/16"	1/8"	5/16-24	***69NAB32VS***	**$20.21**	10
3/16"	1/4"	5/16-24	***69NAB34VS***	**29.00**	10
1/4"	1/8"	7/16-24	***69NAB42VS***	**7.46**	50
1/4"	1/4"	7/16-24	***69NAB44VS***	**9.62**	50
1/4"	3/8"	7/16-24	***69NAB46VS***	**10.01**	10
3/8"	1/8"	17/32-24	***69NAB62VS***	**10.63**	10
3/8"	1/4"	17/32-24	***69NAB64VS***	**9.78**	25
3/8"	3/8"	17/32-24	***69NAB66VS***	**9.92**	25
3/8"	1/2"	17/32-24	***69NAB68VS***	**17.99**	10
1/2"	1/4"	11/16-20	***69NAB84VS***	**17.56**	10
1/2"	3/8"	11/16-20	***69NAB86VS***	**16.55**	10
1/2"	1/2"	11/16-20	***69NAB88VS***	**18.23**	10
5/8"	3/8"	13/16-18	***69NAB106VS***	**27.86**	10
5/8"	1/2"	13/16-18	***69NAB108VS***	**24.68**	5
3/4"	1/2"	1-18	***69NAB128VS***	**56.99**	5
3/4"	3/4"	1-18	***69NAB1212VS***	**100.22**	5

Air Brake Fittings

New for 2012

Springs

Hose Size	Part #	Price/E
3/8"	***56RBSG-06***	**$2.32**
1/2"	***56RBSG-08***	**2.40**



Spring Guard Nuts

Hose Size	Straight Thread	Part #	Price/E
3/8"	31-32-20	***61RBSG-06***	**$5.66**
1/2"	1-3/32-20	***61RBSG-08***	**9.10**



Hose Nut and Attached Spring

Hose Size	Length	Part #	Price/E
3/8"	3½"	***67RBSG-06***	**$6.94**
1/2"	3¾"	***67RBSG-08***	**13.40**



Male Connector - Body Only

Hose Size	Straight Thread	Pipe Thread	Hex	Part #	Price/E
3/8"	31-32-20	1/4"	31/32"	***68RB-0604B***	**$6.97**
3/8"	31-32-20	3/8"	31/32"	***68RB-0606B***	**7.24**
3/8"	31-32-20	1/2"	31/32"	***68RB-0608B***	**9.30**
1/2"	1-3/32-20	3/8"	1-1/8"	***68RB-0806B***	**13.86**
1/2"	1-3/32-20	1/2"	1-1/8"	***68RB-0808B***	**16.67**



Male Connector with Spring Guard

Hose Size	Pipe Thread	Hex	Part #	Price/E
3/8"	1/4"	31/32"	***68RBSG-0604***	**$15.90**
3/8"	3/8"	31/32"	***68RBSG-0606***	**16.52**
3/8"	1/2"	31/32"	***68RBSG-0608***	**17.75**
1/2"	3/8"	1-1/8"	***68RBSG-0806***	**28.86**
1/2"	1/2"	1-1/8"	***68RBSG-0808***	**30.15**



Wilkerson Miniature Filters



transparent bowl

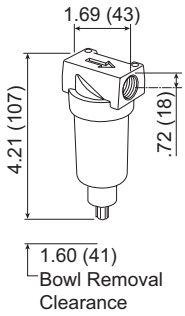

- excellent water removal efficiency
- 5 micron element
- .5 oz. bowl
- maximum operating conditions:
  transparent bowl: **150 PSIG** (10 bar) and **32°F** to **125°F** (0°C to 52°C)
  metal bowl: **250 PSIG** (17 bar) and **32°F** to **175°F** (0°C to 80°C)

Size	SCFM	With Transparent Bowl				With Metal Bowl			
		Automatic Drain		Manual Drain		Automatic Drain		Manual Drain	
		Part #	Price/E	Part #	Price/E	Part #	Price/E	Part #	Price/E
1/8"	22	***F03-01A***	**$55.75**	***F03-01M***	**$46.25**	***F03-01AMB***	**$63.25**	***F03-01MMB***	**$53.70**
1/4"	24	***F03-02A***	**55.75**	***F03-02M***	**46.25**	***F03-02AMB***	**63.25**	***F03-02MMB***	**53.70**



metal bowl

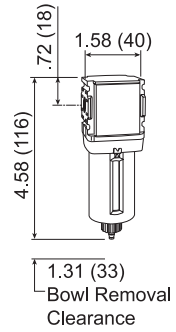

- 5 micron element
- .4 oz. bowl
- maximum operating conditions:
  transparent bowl: **150 PSIG** (10 bar) and **32°F** to **125°F** (0°C to 52°C)
  metal bowl: **250 PSIG** (17 bar) and **32°F** to **150°F** (0°C to 65.5°C)

Size	SCFM	With Transparent Bowl and Guard				With Metal Bowl			
		Automatic Drain		Manual Drain		Automatic Drain		Manual Drain	
		Part #	Price/E	Part #	Price/E	Part #	Price/E	Part #	Price/E
1/8"	25	***F08-01A***	**$59.10**	***F08-01M***	**$51.15**	***F08-01AMB***	**$66.30**	***F08-01MMB***	**$58.80**
1/4"	50	***F08-02A***	**59.10**	***F08-02M***	**51.15**	***F08-02AMB***	**66.30**	***F08-02MMB***	**58.80**

See pages 208-211 for filter accessories.

Wilkerson Miniature Regulators



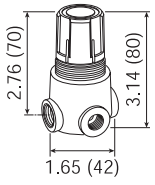

- 2-125 PSI adjusting range
- balanced valve design
- self-relieving standard
- non-rising push/pull locking adjustment knob
- two 1/8" NPT gauge ports standard on models without gauge, one 1/8" NPT gauge port standard on models with gauge - can be used for additional outlet ports.
- models supplied without gauge use a GC620 gauge.
- panel mount nuts sold separately
- maximum operating conditions:
  300 PSIG (20.17 bar) and **32°F** to **125°F** (0°C to 52°C)

Size	SCFM	With Gauge		Without Gauge	
		Part #	Price/E	Part #	Price/E
1/8"	13	***R03-01RG***	**$52.05**	***R03-01R***	**$35.35**
1/4"	15	***R03-02RG***	**52.05**	***R03-02R***	**35.35**

See pages 211-213 for regulator accessories.

SAFETY ALERT

FRL's are designed for air service only, unless otherwise indicated.

SCFM ratings at 150 PSIG inlet pressure.

Wilkerson Miniature Regulators

- 0-125 PSI adjusting range
- balanced valve design
- self-relieving standard
- non-rising push/pull locking adjustment knob
- two 1/8" NPT gauge ports standard on models without gauge, one 1/8" NPT gauge port standard on models with gauge - can be used for additional outlet ports.
- models with gauge are supplied with a 0-160 flush mount style gauge
- models supplied without gauge use a GC620 gauge.
- panel mount nuts sold separately
- maximum operating conditions:
  300 PSIG (20.7 bar) and **32°F** to **150°F** (0°C to 65.5°C)

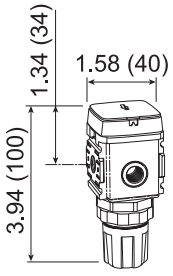



Size	SCFM	With Gauge		Without Gauge	
		Part #	Price/E	Part #	Price/E
1/8"	29.2	***R08-01RG***	**$62.55**	***R08-01R***	**$41.30**
1/4"	44	***R08-02RG***	**62.55**	***R08-02R***	**41.30**

Wilkerson Miniature Water Regulators

- 2-125 PSI adjusting range
- suitable for water and compressed air service
- brass construction - wetted parts
- non-relieving spring-loaded diaphragm
- panel mount nut included
- two 1/8" NPT gauge ports standard
- models supplied without gauge use a GC620 gauge
- maximum operating conditions:
  300 PSIG (20.7 bar) and **40°F** to **125°F** (4.4°C to 52°C)

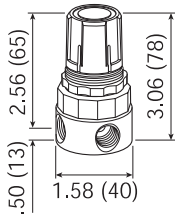



Size	SCFM	With Gauge		Without Gauge	
		Part #	Price/E	Part #	Price/E
1/8"	11	***RB3-01RG***	**$65.50**	***RB3-01R***	**$48.80**
1/4"	14	***RB3-02RG***	**65.50**	***RB3-02R***	**48.80**

See pages 211-213 for regulator accessories.

Wilkerson Miniature Filter / Regulators

- 2-125 PSI adjusting range
- 5 micron element
- .5 oz. bowl
- self-relieving
- supplied with a GC620 gauge
- maximum operating conditions:
  transparent bowl: **125 PSIG** (8.6 bar) and **40°F** to **125°F** (4.4°C to 52°C)
  metal bowl: **300 PSIG** (20.7 bar) and **40°F** to **125°F** (4.4°C to 52°C)

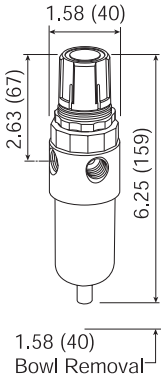



transparent bowl

Size	SCFM	With Transparent Bowl				With Metal Bowl			
		Automatic Drain		Manual Drain		Automatic Drain		Manual Drain	
		Part #	Price/E	Part #	Price/E	Part #	Price/E	Part #	Price/E
1/8"	13	***BB3-01AG***	**$122.25**	***BB3-01MG***	**$113.40**	***BB3-01AGMB***	**$129.75**	***BB3-01MGMB***	**$120.70**
1/4"	16	***BB3-02AG***	**122.25**	***BB3-02MG***	**113.40**	***BB3-02AGMB***	**129.75**	***BB3-02MGMB***	**120.70**

FRL's are designed for air service only, unless otherwise indicated.

SAFETY ALERT

SCFM ratings at 150 PSIG inlet pressure.

Wilkerson Miniature Filter / Regulators



metal bowl

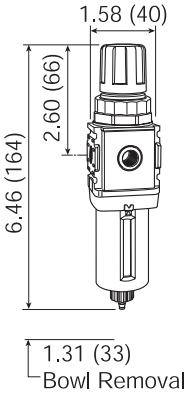

- 0-125 PSI adjusting range
- 5 micron element
- .4 oz. bowl
- self-relieving
- supplied with a 0-160 PSI flush mount style gauge
- maximum operating conditions:
  transparent bowl: **150 PSIG** (10.3 bar) and **32°F** to **125°F** (0°C to 52°C)
  metal bowl: **250 PSIG** (17.2 bar) and **32°F** to **150°F** (0°C to 65.5°C)

Size	SCFM	With Transparent Bowl and Guard				With Metal Bowl			
		Automatic Drain		Manual Drain		Automatic Drain		Manual Drain	
		Part #	Price/E	Part #	Price/E	Part #	Price/E	Part #	Price/E
1/8"	28.6	***B08-01AG***	**$110.80**	***B08-01MG***	**$101.50**	***B08-01AGMB***	**$130.00**	***B08-01MGMB***	**$122.50**
1/4"	42.1	***B08-02AG***	**110.80**	***B08-02MG***	**101.50**	***B08-02AGMB***	**130.00**	***B08-02MGMB***	**122.50**

See pages 216-217 for filter/regulator accessories.

Wilkerson Miniature Lubricators



transparent bowl

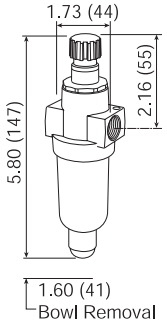

- 1 oz. bowl
- adjustable oil feed
- full view sight dome
- *Do not fill under pressure. Air supply must be turned off and pressure bled from unit prior to adding oil.*
- maximum operating conditions:
  transparent bowl: **150 PSIG** (10.3 bar) and **32°F** to **125°F** (0°C to 52°C)
  metal bowl: **250 PSIG** (17.2 bar) and **32°F** to **175°F** (0°C to 80°C)

SAFETY ALERT

Size	SCFM	With Transparent Bowl		With Metal Bowl	
		Part #	Price/E	Part #	Price/E
1/8"	20	***L03-01A***	**$70.90**	***L03-01AMB***	**$78.35**
1/4"	20	***L03-02A***	**70.90**	***L03-02AMB***	**78.35**



metal bowl

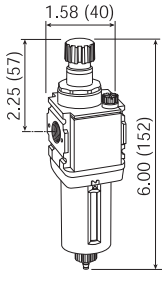

- .6 oz. bowl
- adjustable oil feed
- full view sight dome
- fill under pressure design
- maximum operating conditions:
  transparent bowl: **150 PSIG** (10.3 bar) and **32°F** to **125°F** (0°C to 52°C)
  metal bowl: **250 PSIG** (17.2 bar) and **32°F** to **150°F** (0°C to 65.5°C)

Size	SCFM	With Transparent Bowl		With Metal Bowl	
		Part #	Price/E	Part #	Price/E
1/8"	23.5	***L08-01A***	**$72.25**	***L08-01AMB***	**$79.90**
1/4"	57.5	***L08-02A***	**72.25**	***L08-02AMB***	**79.90**

See pages 214-216 for lubricator accessories. See page 136 for air tool lubricant.

SAFETY ALERT

FRL's are designed for air service only, unless otherwise indicated.

SCFM ratings at 150 PSIG inlet pressure.

Wilkerson Miniature Combination Units
(Filter, Regulator, Lubricator)

- maximum operating conditions:
  transparent bowl: **150 PSIG** (10.3 bar) and **32°F** to **125°F** (0°C to 52°C)
  metal bowl: **250 PSIG** (17.2 bar) and **32°F** to **175°F** (0°C to 80°C)

Filter series F03:
- 5 micron element
- .5 oz. bowl

Regulator series R03:
- 2-125 PSI adjusting range
- balanced valve design
- self-relieving
- supplied with a GC620 gauge
- Regulator can be mounted with knob in up or down position.

Lubricator series L03:
- 1 oz. bowl
- adjustable oil feed
- full view sight dome

Included components:
- (2) adapters

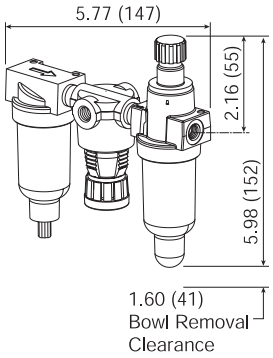



Size	SCFM	With Transparent Bowl and Guard				With Metal Bowl			
		Automatic Drain		Manual Drain		Automatic Drain		Manual Drain	
		Part #	Price/E	Part #	Price/E	Part #	Price/E	Part #	Price/E
1/8"	20	***C03-01A***	**$222.60**	***C03-01M***	**$213.10**	***C03-01AMB***	**$237.55**	***C03-01MMB***	**$228.00**
1/4"	20	***C03-02A***	**223.40**	***C03-02M***	**213.90**	***C03-02AMB***	**238.35**	***C03-02MMB***	**228.80**

- maximum operating conditions:
  transparent bowl: **150 PSIG** (10.3 bar) and **32°F** to **125°F** (0°C to 52°C)
  metal bowl: **250 PSIG** (17.2 bar) and **32°F** to **150°F** (0°C to 65.5°C)

Filter series F08:
- 5 micron element
- .4 oz. bowl

Regulator series R08:
- 0-125 PSI adjusting range
- balanced valve design
- self-relieving
- supplied with a 0-160 PSI flush mount style gauge

Lubricator series L08:
- .6 oz. bowl
- adjustable oil feed
- full view sight dome

Included components:
- (2) mounting brackets with joiner set

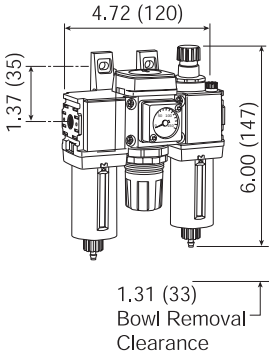



Size	SCFM	With Transparent Bowl and Guard				With Metal Bowl			
		Automatic Drain		Manual Drain		Automatic Drain		Manual Drain	
		Part #	Price/E	Part #	Price/E	Part #	Price/E	Part #	Price/E
1/8"	29	***C08-01A***	**$261.90**	***C08-01M***	**$253.95**	***C08-01AMB***	**$276.75**	***C08-01MMB***	**$269.25**
1/4"	44	***C08-02A***	**261.90**	***C08-02M***	**253.95**	***C08-02AMB***	**276.75**	***C08-02MMB***	**269.25**

FRL's are designed for air service only, unless otherwise indicated.

SAFETY ALERT

SCFM ratings at 150 PSIG inlet pressure.

Wilkerson Airline Compact Filters



with guard

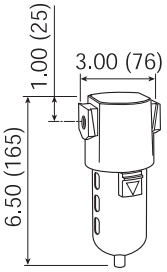

- 5 micron element
- 5 oz. bowl
- maximum operating conditions:
  transparent bowl: **150 PSIG** (10.3 bar) and **32°F** to **125°F** (0°C to 52°C)
  metal bowl: **200 PSIG** (13.8 bar) and **32°F** to **150°F** (0°C to 65.5°C)

Size	SCFM	With Transparent Bowl and Guard				With Metal Bowl with Sight Glass			
		Automatic Drain		Manual Drain		Automatic Drain		Manual Drain	
		Part #	Price/E	Part #	Price/E	Part #	Price/E	Part #	Price/E
1/4"	63.0	***F16-02A***	**$175.60**	***F16-02M***	**$119.95**	***F16-02AMB***	**$191.80**	***F16-02MMB***	**$136.15**
3/8"	74.1	***F16-03A***	**175.60**	***F16-03M***	**119.95**	***F16-03AMB***	**191.80**	***F16-03MMB***	**136.15**
1/2"	80.4	***F16-04A***	**175.60**	***F16-04M***	**119.95**	***F16-04AMB***	**191.80**	***F16-04MMB***	**136.15**



with metal bowl

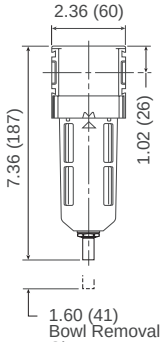

- high flow capacity
- 5 micron element
- 4 oz. bowl
- maximum operating conditions:
  transparent bowl: **150 PSIG** (10.3 bar) and **32°F** to **125°F** (0°C to 52°C)
  metal bowl: **250 PSIG** (17.2 bar) and **32°F** to **150°F** (0°C to 65.5°C)

Size	SCFM	With Transparent Bowl and Guard				With Metal Bowl with Sight Glass			
		Automatic Drain		Manual Drain		Automatic Drain		Manual Drain	
		Part #	Price/E	Part #	Price/E	Part #	Price/E	Part #	Price/E
1/4"	110	***F18-02A***	**$146.50**	***F18-02M***	**$93.30**	***F18-02AMB***	**$160.20**	***F18-02MMB***	**$107.60**
3/8"	120	***F18-03A***	**146.50**	***F18-03M***	**93.30**	***F18-03AMB***	**160.20**	***F18-03MMB***	**107.60**
1/2"	145	***F18-04A***	**146.50**	***F18-04M***	**93.30**	***F18-04AMB***	**160.20**	***F18-04MMB***	**107.60**

Wilkerson Airline Standard Filters



with guard

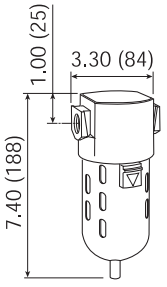

- 5 micron element
- 10 oz. bowl
- maximum operating conditions:
  transparent bowl: **150 PSIG** (10.3 bar) and **32°F** to **125°F** (0°C to 52°C)
  metal bowl: **200 PSIG** (13.8 bar) and **32°F** to **150°F** (0°C to 65.5°C)

Size	SCFM	With Transparent Bowl and Guard				With Metal Bowl with Sight Glass			
		Automatic Drain		Manual Drain		Automatic Drain		Manual Drain	
		Part #	Price/E	Part #	Price/E	Part #	Price/E	Part #	Price/E
1/4"	81.3	***F26-02A***	**$218.00**	***F26-02M***	**$162.35**	***F26-02AMB***	**$235.80**	***F26-02MMB***	**$180.20**
3/8"	117.8	***F26-03A***	**218.00**	***F26-03M***	**162.35**	***F26-03AMB***	**235.80**	***F26-03MMB***	**180.20**
1/2"	149.8	***F26-04A***	**218.00**	***F26-04M***	**162.35**	***F26-04AMB***	**235.80**	***F26-04MMB***	**180.20**

See pages 208-211 for filter accessories.

SAFETY ALERT

FRL's are designed for air service only, unless otherwise indicated.

SCFM ratings at 150 PSIG inlet pressure.

Wilkerson Airline Standard Filters

- high flow capacity
- 5 micron element
- 6 oz. bowl
- maximum operating conditions:
  transparent bowl: **150 PSIG** (10.3 bar) and **32°F** to **125°F** (0°C to 52°C)
  metal bowl: **250 PSIG** (17.2 bar) and **32°F** to **150°F** (0°C to 65.5°C)

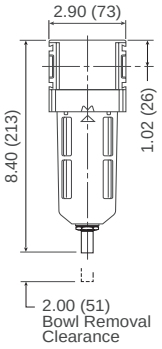



with metal bowl

Size	SCFM	With Transparent Bowl and Guard				With Metal Bowl with Sight Glass			
		Automatic Drain		Manual Drain		Automatic Drain		Manual Drain	
		Part #	Price/E	Part #	Price/E	Part #	Price/E	Part #	Price/E
3/8"	144	***F28-03A***	**$181.30**	***F28-03M***	**$128.65**	***F28-03AMB***	**$196.25**	***F28-03MMB***	**$143.60**
1/2"	160	***F28-04A***	**181.30**	***F28-04M***	**128.65**	***F28-04AMB***	**196.25**	***F28-04MMB***	**143.60**
3/4"	165	***F28-06A***	**181.30**	***F28-06M***	**128.65**	***F28-06AMB***	**196.25**	***F28-06MMB***	**143.60**

Wilkerson Airline Jumbo Filters

- 5 micron element
- 1 qt. bowl
- maximum operating conditions:
  transparent bowl: **150 PSIG** (10.3 bar) and **32°F** to **125°F** (0°C to 52°C)
  metal bowl: **200 PSIG** (13.8 bar) and **32°F** to **150°F** (0°C to 65.5°C)

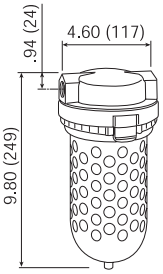



with guard

Size	SCFM	With Transparent Bowl and Guard				With Metal Bowl with Sight Glass			
		Automatic Drain		Manual Drain		Automatic Drain		Manual Drain	
		Part #	Price/E	Part #	Price/E	Part #	Price/E	Part #	Price/E
3/4"	316	***F30-06A***	**$328.75**	***F30-06M***	**$273.15**	***F30-06AMB***	**$381.95**	***F30-06MMB***	**$326.30**
1"	323	***F30-08A***	**328.75**	***F30-08M***	**273.15**	***F30-08AMB***	**381.95**	***F30-08MMB***	**326.30**

- 5 micron element
- 1 qt. bowl
- maximum operating conditions:
  metal bowl: **150 PSIG** (10.3 bar) and **32°F** to **150°F** (0°C to 65.5°C)

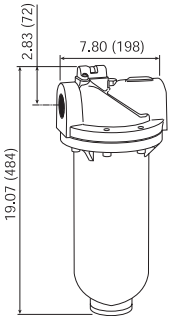



with metal bowl

Size	SCFM	With Heavy Duty Metal Bowl			
		Automatic Drain		Manual Drain	
		Part #	Price/E	Part #	Price/E
1½"	1280	***F35-0BAMB***	**$1288.50**	***F35-0BMMB***	**$1232.85**
2"	1400	***F35-0CAMB***	**1288.50**	***F35-0CMMB***	**1232.85**

See pages 208-211 for filter accessories.

FRL's are designed for air service only, unless otherwise indicated.

SAFETY ALERT

SCFM ratings at 150 PSIG inlet pressure.

Wilkerson Modular Coalescing Filters

- for removal of extremely fine oil mists, oil aerosols and microscopic particles
- A standard airline filter should be installed as a pre-filter when using a coalescing filter.
- 0.5 micron type B and 0.003 micron type D elements are optional
- differential pressure indicator changes from green to red with pressure loss

SAFETY ALERT



with guard

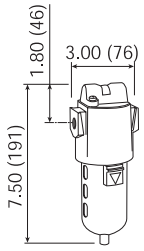

- 0.01 micron type C element
- 5 oz. bowl
- can be installed in modular system
- maximum operating conditions:
  150 PSIG (10.3 bar) and **32°F** to **125°F** (0°C to 52°C)

Size	SCFM	With Compact Transparent Bowl and Guard			
		Automatic Drain		Manual Drain	
		Part #	Price/E	Part #	Price/E
1/4"	37.0	***M16-02A***	**$276.25**	***M16-02M***	**$220.60**
3/8"	44.7	***M16-03A***	**276.25**	***M16-03M***	**220.60**
1/2"	46.1	***M16-04A***	**276.25**	***M16-04M***	**220.60**



with guard

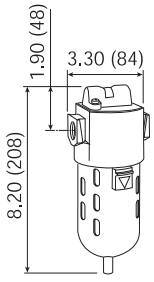

- 0.01 micron type C element
- 10 oz. bowl
- can be installed in modular system
- maximum operating conditions:
  150 PSIG (10.3 bar) and **32°F** to **125°F** (0°C to 52°C)

Size	SCFM	With Standard Transparent Bowl and Guard			
		Automatic Drain		Manual Drain	
		Part #	Price/E	Part #	Price/E
1/4"	55.0	***M26-02A***	**$337.75**	***M26-02M***	**$282.15**
3/8"	65.5	***M26-03A***	**337.75**	***M26-03M***	**282.15**
1/2"	79.5	***M26-04A***	**337.75**	***M26-04M***	**282.15**



with guard

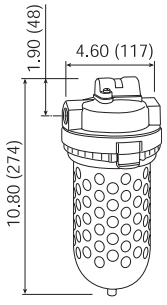

- 0.01 micron type C element
- 1 qt. bowl
- maximum operating conditions:
  150 PSIG (10.3 bar) and **32°F** to **125°F** (0°C to 52°C)

Size	SCFM	With Jumbo Transparent Bowl and Guard	
		Automatic Drain	
		Part #	Price/E
1/2"	123	***M30-04A***	**$573.10**
3/4"	173	***M30-06A***	**573.10**
1"	203	***M30-08A***	**573.10**

See pages 208-211 for filter accessories.

SAFETY ALERT

FRL's are designed for air service only, unless otherwise indicated.

SCFM ratings at 150 PSIG inlet pressure.

Wilkerson Heavy Duty Modular Coalescing Filters

- for removal of extremely fine oil mists, oil aerosols and microscopic particles
- A standard airline filter should be installed as a pre-filter when using a coalescing filter.
- 1.0 micron type B1 and 0.003 micron type D elements are optional
- differential pressure indicator changes from green to red with pressure loss

SAFETY ALERT

- 0.01 micron type C element
- 1 qt. bowl
- differential pressure indicator eliminates the guesswork of element placement
- maximum operating conditions:
  150 PSIG (10.3 bar) and **32°F** to **150°F** (0°C to 65.5°C)

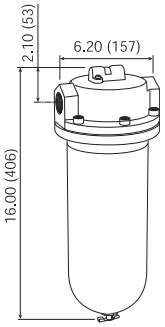



with metal bowl

Size	SCFM	With Metal Bowl Automatic Drain Part #	Price/E
1¼"	741	***M32-0AAMB***	**$1640.95**

- 0.01 micron type C element
- 1 qt. bowl
- differential pressure indicator eliminates the guesswork of element placement
- maximum operating conditions:
  150 PSIG (10.3 bar) and **32°F** to **150°F** (0°C to 65.5°C)

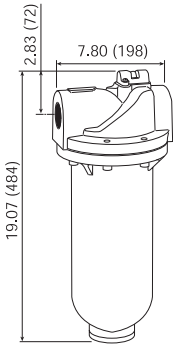



with metal bowl

Size	SCFM	With Metal Bowl Automatic Drain Part #	Price/E
1½"	710	***M35-0BAMB***	**$1789.55**
2"	710	***M35-0CAMB***	**1789.55**

See pages 208-211 for filter accessories.

FRL's are designed for air service only, unless otherwise indicated.

SAFETY ALERT

SCFM ratings at 150 PSIG inlet pressure.

Wilkerson Manual In-Line Desiccant Dryers

Manual air dryers are used to remove water vapor from compressed air systems, in applications such as paint spraying, laboratory instruments and small control air systems. Filtration for absorber type dryers is important to protect the desiccant bed from contamination. Cleaner incoming air will result in better performance, longer life and fewer service problems. To regenerate silica gel desiccant, it must be heated to at least 350°F for approximately 3 hours or until color has changed from pink to blue. Allow desiccant to cool to room temperature before pouring back into unit bowl.

SAFETY ALERT An after-filter should be placed downstream from the desiccant dryer to ensure solid contaminants such as desiccant dust do not migrate downstream.



with metal bowl

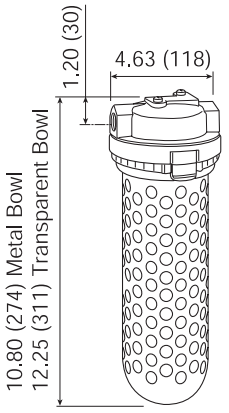

- 1.64 lb. bowl
- will dry up to 4400 standard cubic feet of air
- desiccant is good for approximately 440 minutes at maximum continuous air flow before regeneration is required
- silica gel changes from blue to pink to indicate the need to replace or regenerate the desiccant
- slotted bowl guard for visual detection of color change
- no electrical connection necessary
- provides atmospheric dew point of -45°F with dry desiccant at **100 PSI** and **70°F**
- maximum operating conditions:
  transparent bowl: **150 PSIG** (10 bar) and **125°F** (52°C)
  metal bowl: **150 PSIG** (10 bar) and **150°F** (66°C)

Size	SCFM	With Transparent Bowl		With Metal Bowl	
		Part #	Price/E	Part #	Price/E
1/4"	10	***X03-02***	**$331.40**	***X03-02MB***	**$431.55**

See page 208 for silica gel refill.

Wilkerson Dial Air Regulators

Dial-air regulators feature a transparent, pressure-calibrated, non-rising adjustment dial for quick adjustment of secondary pressure. The full reduced pressure range can be dialed in less than 270° of dial rotation. This feature is particularly advantageous if secondary pressure must be changed frequently. Dial air regulators can be mounted in any position so dial face is always visible. All dial-air units have a slight constant air bleed.



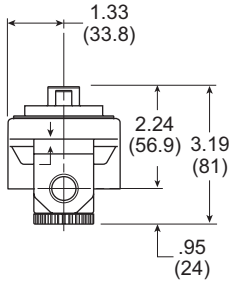

- 0-160 PSI adjusting range
- balanced valve design
- relieving type
- non-rising pressure adjusting dial
- piston operated
- two ¼" NPT gauge ports standard on models without gauge, one ¼" NPT gauge port standard on models with gauge - can be used for additional outlet ports.
- models supplied without gauge use a GC230 gauge
- maximum supply pressure: **300 PSIG** (20.7 bar)
- operating temperature: **32°F** to **150°F** (0°C to 65.5°C)

Size	SCFM	With Gauge		Without Gauge	
		Part #	Price/E	Part #	Price/E
1/4"	117	***R21-02RG***	**$211.50**	***R21-02R***	**$190.80**
3/8"	180	***R21-03RG***	**211.50**	***R21-03R***	**190.80**
1/2"	195	***R21-04RG***	**211.50**	***R21-04R***	**190.80**
3/4"	220	***R21-06RG***	**211.50**	***R21-06R***	**190.80**

See pages 211-213 for regulator accessories.

SAFETY ALERT *FRL's are designed for air service only, unless otherwise indicated.*

SCFM ratings at 100 PSIG inlet pressure.

Wilkerson Compact Regulators

- 0-125 PSI adjusting range
- for 0-60 PSI adjusting range, add an L to the end of the part number
- self-relieving standard
- can be installed with the adjusting knob in any position
- To increase regulated pressure, pull adjusting knob up and turn clockwise. To reduce pressure, turn knob counter clockwise.
- two ¼" NPT gauge ports standard on models without gauge, one ¼" NPT gauge port standard on models with gauge - can be used for additional outlet ports
- models supplied without gauge use a GC230 gauge
- maximum operating conditions:
  300 PSIG (20.7 bar) and **32°F** to **150°F** (0°C to 65.5°C)

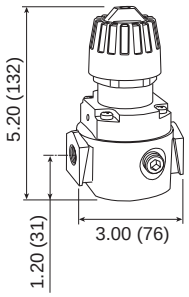



Size	SCFM	With Gauge		Without Gauge	
		Part #	Price/E	Part #	Price/E
1/4"	71.5	***R16-02RG***	**$115.80**	***R16-02R***	**$95.10**
3/8"	80.5	***R16-03RG***	**115.80**	***R16-03R***	**95.10**
1/2"	88.0	***R16-04RG***	**115.80**	***R16-04R***	**95.10**

- 0-125 PSI adjusting range
- self-relieving standard
- can be installed with the adjusting knob in any position
- To increase regulated pressure, pull adjusting knob up and turn clockwise. To reduce pressure, turn knob counter clockwise.
- Two ¼" NPT gauge ports located on the front and rear faces of the body. These ports may be used as additional regulated ports or for pressure gauges.
- models supplied without gauge use a GC230 gauge
- maximum operating conditions:
  300 PSIG (20.7 bar) and **32°F** to **150°F** (0°C to 65.5°C)

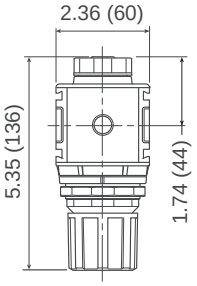



Size	SCFM	With Gauge		Without Gauge	
		Part #	Price/E	Part #	Price/E
1/4"	82	***R18-02RG***	**$92.55**	***R18-02R***	**$71.85**
3/8"	97	***R18-03RG***	**92.55**	***R18-03R***	**71.85**
1/2"	97	***R18-04RG***	**92.55**	***R18-04R***	**71.85**

Wilkerson Standard Regulators

- 0-125 PSI adjusting range
- non-rising push/pull locking adjustment knob
- panel mount nut standard
- excellent flow characteristics
- can be installed with the adjusting knob in any position
- To increase regulated pressure, pull adjusting knob up and turn clockwise. To reduce pressure, turn knob counter clockwise.
- two ¼" NPT gauge ports standard on models without gauge, one ¼" NPT gauge port standard on models with gauge - can be used for additional outlet ports
- models supplied without gauge use a GC230 gauge
- maximum operating conditions:
  300 PSIG (20.7 bar) and **32°F** to **150°F** (0°C to 65.5°C)

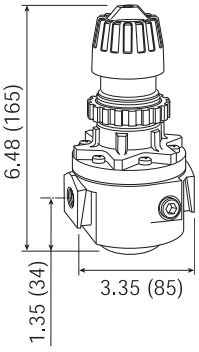



Size	SCFM	With Gauge		Without Gauge	
		Part #	Price/E	Part #	Price/E
1/4"	112	***R26-02RG***	**$165.55**	***R26-02R***	**$144.85**
3/8"	148	***R26-03RG***	**165.55**	***R26-03R***	**144.85**
1/2"	185	***R26-04RG***	**165.55**	***R26-04R***	**144.85**

See pages 211-213 for regulator accessories.

FRL's are designed for air service only, unless otherwise indicated.

SAFETY ALERT

SCFM ratings at 100 PSIG inlet pressure.

Wilkerson Standard Regulators



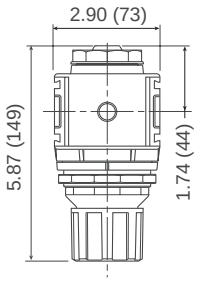

- 0-125 PSI adjusting range
- self-relieving standard
- four adjusting pressure ranges available
- To increase regulated pressure, pull adjusting knob up and turn clockwise. To reduce pressure, turn knob counter clockwise.
- Two ¼" NPT gauge ports located on the front and rear faces of the body. These ports may be used as additional regulated ports or for pressure gauges.
- models supplied without gauge use a GC230 gauge
- maximum operating conditions:
  300 PSIG (20.7 bar) and **32°F** to **150°F** (0°C to 65.5°C)

Size	SCFM	With Gauge		Without Gauge	
		Part #	Price/E	Part #	Price/E
3/8"	162	***R28-03RG***	**$132.85**	***R28-03R***	**$112.15**
1/2"	170	***R28-04RG***	**132.85**	***R28-04R***	**112.15**
3/4"	176	***R28-06RG***	**132.85**	***R28-06R***	**112.15**

Wilkerson High Flow Regulators



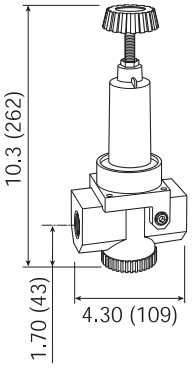

- 0-125 PSI adjusting range
- self-relieving standard
- piston operated
- can be installed with the adjusting knob in any position
- To increase regulated pressure, pull adjusting knob up and turn clockwise. To reduce pressure, turn knob counter clockwise.
- two ¼" NPT gauge ports standard on models without gauge, one ¼" NPT gauge port standard on models with gauge - can be used for additional outlet ports
- models supplied without gauge use a GC230 gauge
- maximum operating conditions:
  300 PSIG (20.7 bar) and **32°F** to **150°F** (0°C to 65.5°C)

Size	SCFM	With Gauge		Without Gauge	
		Part #	Price/E	Part #	Price/E
¾"	480	***R30-06RG***	**$261.75**	***R30-06R***	**$241.05**
1"	500	***R30-08RG***	**261.75**	***R30-08R***	**241.05**
1¼"	800	***R30-0ARG***	**261.75**	***R30-0AR***	**241.05**



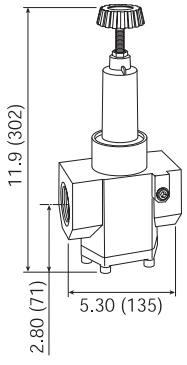

- 0-125 PSI adjusting range
- self-relieving standard
- piston operated
- can be installed with the adjusting knob in any position
- To increase regulated pressure, pull adjusting knob up and turn clockwise. To reduce pressure, turn knob counter clockwise.
- two ¼" NPT gauge ports standard on models without gauge, one ¼" NPT gauge port standard on models with gauge - can be used for additional outlet ports
- models supplied without gauge use a GC230 gauge
- maximum operating conditions:
  300 PSIG (20.7 bar) and **32°F** to **150°F** (0°C to 65.5°C)

Size	SCFM	With Gauge		Without Gauge	
		Part #	Price/E	Part #	Price/E
1½"	1200	***R40-0BRG***	**$479.05**	***R40-0BR***	**$458.35**
2"	1200	***R40-0CRG***	**479.05**	***R40-0CR***	**458.35**

See pages 211-213 for regulator accessories.

SAFETY ALERT

FRL's are designed for air service only, unless otherwise indicated.

SCFM ratings at 100 PSIG inlet pressure.

Wilkerson High Pressure Compact Regulators

- 0-250 PSI adjusting range
- self-relieving standard
- non-rising push/pull locking adjustment knob
- panel mount nut standard
- excellent flow characteristics
- can be installed with the adjusting knob in any position
- two ¼" NPT gauge ports standard on models without gauge, one ¼" NPT gauge port standard on models with gauge - can be used for additional outlet ports
- models supplied without gauge use a GC240 gauge
- maximum operating conditions: **300 PSIG** (20.7 bar) and **32°F** to **150°F** (0°C to 65.5°C)

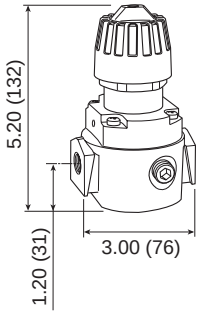



Size	SCFM	With Gauge		Without Gauge	
		Part #	Price/E	Part #	Price/E
1/4"	71.5	***R16-02RHG***	**$115.80**	***R16-02RH***	**$95.10**
3/8"	80.5	***R16-03RHG***	**115.80**	***R16-03RH***	**95.10**
1/2"	88.0	***R16-04RHG***	**115.80**	***R16-04RH***	**95.10**

Wilkerson High Pressure Standard Regulators

- 0-250 PSI adjusting range
- self-relieving standard
- non-rising push/pull locking adjustment knob
- panel mount nut standard
- excellent flow characteristics
- can be installed with the adjusting knob in any position
- two ¼" NPT gauge ports standard on models without gauge, one ¼" NPT gauge port standard on models with gauge - can be used for additional outlet ports
- models supplied without gauge use a GC240 gauge
- maximum operating conditions: **300 PSIG** (20.7 bar) and **32°F** to **150°F** (0°C to 65.5°C)

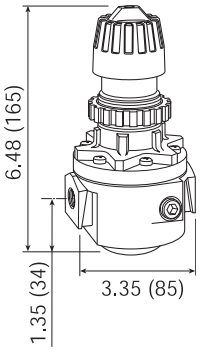



Size	SCFM	With Gauge		Without Gauge	
		Part #	Price/E	Part #	Price/E
1/4"	112	***R26-02RHG***	**$165.55**	***R26-02RH***	**$144.85**
3/8"	148	***R26-03RHG***	**165.55**	***R26-03RH***	**144.85**
1/2"	185	***R26-04RHG***	**165.55**	***R26-04RH***	**144.85**

See pages 211-213 for regulator accessories.

FRL's are designed for air service only, unless otherwise indicated.

SAFETY ALERT

SCFM ratings at 100 PSIG inlet pressure.

Wilkerson High Pressure High Flow Regulators



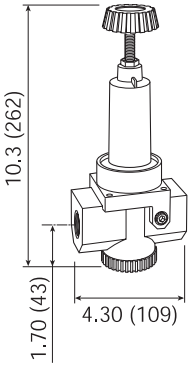

- 0-180 PSI adjusting range
- self-relieving standard
- piston operated
- can be installed with the adjusting knob in any position
- To increase regulated pressure, pull adjusting knob up and turn clockwise. To reduce pressure, turn knob counter clockwise.
- two ¼" NPT gauge ports standard on models without gauge, one ¼" NPT gauge port standard on models with gauge - can be used for additional outlet ports
- models supplied without gauge use a GC240 gauge
- maximum operating conditions:
  300 PSIG (20.7 bar) and **32°F** to **150°F** (0°C to 65.5°C)

Size	SCFM	With Gauge		Without Gauge	
		Part #	Price/E	Part #	Price/E
¾"	480	***R30-06RHG***	**$261.75**	***R30-06RH***	**$241.05**
1"	500	***R30-08RHG***	**261.75**	***R30-08RH***	**241.05**
1¼"	800	***R30-0ARHG***	**261.75**	***R30-0ARH***	**241.05**



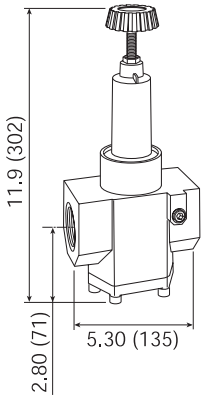

- 0-180 PSI adjusting range
- self-relieving standard
- piston operated
- can be installed with the adjusting knob in any position
- To increase regulated pressure, pull adjusting knob up and turn clockwise. To reduce pressure, turn knob counter clockwise.
- two ¼" NPT gauge ports standard on models without gauge, one ¼" NPT gauge port standard on models with gauge - can be used for additional outlet ports
- models supplied without gauge use a GC240 gauge
- maximum operating conditions:
  300 PSIG (20.7 bar) and **32°F** to **150°F** (0°C to 65.5°C)

Size	SCFM	With Gauge		Without Gauge	
		Part #	Price/E	Part #	Price/E
1½"	1200	***R40-0BRHG***	**$479.05**	***R40-0BRH***	**$458.35**
2"	1200	***R40-0CRHG***	**479.05**	***R40-0CRH***	**458.35**

See pages 211-213 for regulator accessories.

SAFETY ALERT

FRL's are designed for air service only, unless otherwise indicated.

SCFM ratings at 100 PSIG inlet pressure.

Wilkerson Compact Filter / Regulators

Over-under units are space savers and provide for installation in tight areas. One common inlet/outlet for both filter and regulator saves on piping costs.

- 0-125 PSIG adjusting range
- 5 micron reusable element
- 5 oz. bowl
- self-relieving standard
- diaphragm operated
- quick-disconnect bowl guard with integral plastic bowl and safety latch standard
- Two ¼" gauge ports are provided in either side of the regulator body for installation of a gauge or to use as an additional outlet port. Plug unused port(s).
- supplied with GC230 gauge
- maximum operating conditions:
  transparent bowl: **150 PSIG** (10.3 bar) and **32°F** to **125°F** (0°C to 52°C)
  metal bowl: **200 PSIG** (13.8 bar) and **32°F** to **150°F** (0°C to 65.5°C)

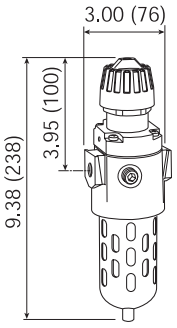



with guard

Size	SCFM	With Transparent Bowl and Guard				With Metal Bowl with Sight Glass			
		Automatic Drain		Manual Drain		Automatic Drain		Manual Drain	
		Part #	Price/E	Part #	Price/E	Part #	Price/E	Part #	Price/E
1/4"	64.0	***CB6-02AG***	**$251.35**	***CB6-02MG***	**$199.45**	***CB6-02AGMB***	**$267.55**	***CB6-02MGMB***	**$215.45**
3/8"	70.0	***CB6-03AG***	**251.35**	***CB6-03MG***	**199.45**	***CB6-03AGMB***	**267.55**	***CB6-03MGMB***	**215.45**
1/2"	70.0	***CB6-04AG***	**251.35**	***CB6-04MG***	**199.45**	***CB6-04AGMB***	**267.55**	***CB6-04MGMB***	**215.45**

- 0-125 PSIG adjusting range
- 5 micron element
- 4 oz. bowl
- self-relieving standard
- spring-loaded diaphragm
- To increase regulated pressure, pull adjusting knob and turn clockwise. To reduce pressure, turn knob counter clockwise. To lock knob, push down.
- Two ¼" gauge ports located on the front and rear faces of the body. These ports may be used as additional regulated ports or for pressure gauges. Plug unused port(s).
- supplied with GC230 gauge
- maximum operating conditions:
  transparent bowl: **150 PSIG** (10.3 bar) and **32°F** to **125°F** (0°C to 52°C)
  metal bowl: **250 PSIG** (17.2 bar) and **32°F** to **150°F** (0°C to 65.5°C)

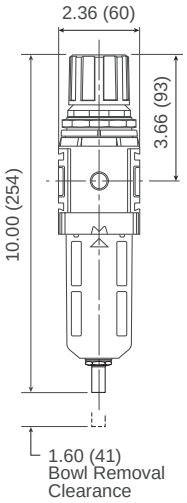



with metal bowl

Size	SCFM	With Transparent Bowl and Guard				With Metal Bowl with Sight Glass			
		Automatic Drain		Manual Drain		Automatic Drain		Manual Drain	
		Part #	Price/E	Part #	Price/E	Part #	Price/E	Part #	Price/E
1/4"	88	***B18-02AG***	**$228.70**	***B18-02MG***	**$176.00**	***B18-02AGMB***	**$240.60**	***B18-02MGMB***	**$190.30**
3/8"	117	***B18-03AG***	**228.70**	***B18-03MG***	**176.00**	***B18-03AGMB***	**240.60**	***B18-03MGMB***	**190.30**
1/2"	121	***B18-04AG***	**228.70**	***B18-04MG***	**176.00**	***B18-04AGMB***	**240.60**	***B18-04MGMB***	**190.30**

See pages 216-217 for filter/regulator accessories.

FRL's are designed for air service only, unless otherwise indicated.

SAFETY ALERT

SCFM ratings at 100 PSIG inlet pressure.

Wilkerson Standard Filter / Regulators



with metal bowl

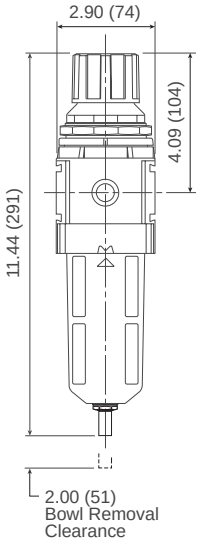

- 0-125 PSIG adjusting range
- 5 micron element
- 6 oz. bowl
- self-relieving standard
- spring-loaded diaphragm
- To increase regulated pressure, pull adjusting knob and turn clockwise. To reduce pressure, turn knob counter clockwise. To lock knob, push down.
- Two ¼" gauge ports located on the front and rear faces of the body. These ports may be used as additional regulated ports or for pressure gauges. Plug unused port(s).
- supplied with GC230 gauge
- maximum operating conditions:
  transparent bowl: **150 PSIG** (10.3 bar) and **32°F** to **125°F** (0°C to 52°C)
  metal bowl: **250 PSIG** (17.2 bar) and **32°F** to **150°F** (0°C to 65.5°C)

Size	SCFM	With Transparent Bowl and Guard				With Metal Bowl with Sight Glass			
		Automatic Drain		Manual Drain		Automatic Drain		Manual Drain	
		Part #	Price/E	Part #	Price/E	Part #	Price/E	Part #	Price/E
3/8"	140	***B28-03AG***	**$264.70**	***B28-03MG***	**$212.05**	***B28-03AGMB***	**$277.30**	***B28-03MGMB***	**$227.00**
1/2"	165	***B28-04AG***	**264.70**	***B28-04MG***	**212.05**	***B28-04AGMB***	**277.30**	***B28-04MGMB***	**227.00**
3/4"	175	***B28-06AG***	**264.70**	***B28-06MG***	**212.05**	***B28-06AGMB***	**277.30**	***B28-06MGMB***	**227.00**

See pages 216-217 for filter/regulator accessories.

SCFM ratings at 100 PSIG inlet pressure.

Wilkerson EconOmist® Type Lubricators

Designed so that all the oil flow observed in the sight dome is broken into a mist and delivered via the airflow to the application. The oil in the bowl can be filled or replenished without interrupting airflow or bleeding pressure from the system. Once the oil-fill cap is removed, the bowl is depressurized and isolated from line pressure, and the bowl itself can then be removed for faster refill, if desired. The bowl can be filled right to the top.



with metal bowl

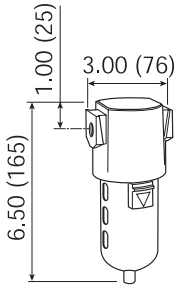

- 5 oz. bowl
- full view sight dome
- fill under pressure design
- maximum operating conditions:
  transparent bowl: **150 PSIG** (10.3 bar) and **32°F** to **125°F** (0°C to 52°C)
  metal bowl: **200 PSIG** (13.8 bar) and **32°F** to **150°F** (0°C to 65.5°C)

Size	SCFM	With Transparent Bowl		With Metal Bowl	
		Part #	Price/E	Part #	Price/E
1/4"	36.1	***L16-02A***	**$143.20**	***L16-02AMB***	**$159.40**
3/8"	58.5	***L16-03A***	**143.20**	***L16-03AMB***	**159.40**
1/2"	64.0	***L16-04A***	**143.20**	***L16-04AMB***	**159.40**

See pages 214-216 for lubricator accessories. See page 136 for air tool lubricant.

SAFETY ALERT

FRL's are designed for air service only, unless otherwise indicated.

SCFM ratings at 150 PSIG inlet pressure.

Wilkerson Lubricators

Flow Guide®

The elastomer disc-shaped device is located in the throat of all Wilkerson lubricators and automatically maintains a constant ratio of oil flow to airflow regardless of changing rates of airflow. This allows one lubricator to serve several pneumatic components operating together or intermittently.

Type of oil to use:

For all Wilkerson lubricators, use any petroleum-base, non-detergent light weight oil (SAE 10/150SSU) which will readily break up into a mist, i.e., Mobil DTE light or comparable oil. Do not use any synthetic oil or oils containing additives or solvents. See page 136 for air tool lubricants.

Wilkerson EconOmist® Compact Lubricators

- 4.09 oz. bowl
- manual drain
- high flow capacity
- can be filled under pressure
- To adjust and set oil delivery rate the unit must be pressurized and air must be flowing through the unit. Turn the sight dome, located on the top of the unit, counter clockwise to initiate oil delivery. If flow increases or decreases, the oil delivery rate will increase or decrease proportionally. Turning the sight dome clockwise will stop all oil delivery.
- maximum operating conditions:
  transparent bowl: **150 PSIG** (10.3 bar) and **32°F** to **125°F** (0°C to 52°C)
  metal bowl: **250 PSIG** (17.2 bar) and **32°F** to **150°F** (0°C to 65.5°C)

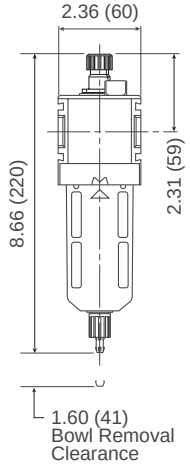



with metal bowl

Size	SCFM	With Transparent Bowl		With Metal Bowl	
		Part #	Price/E	Part #	Price/E
1/4"	88	***L18-02A***	**$114.05**	***L18-02AMB***	**$128.30**
3/8"	90	***L18-03A***	**114.05**	***L18-03AMB***	**128.30**
1/2"	96	***L18-04A***	**114.05**	***L18-04AMB***	**128.30**

Wilkerson EconOmist® Standard Lubricators

- 10 oz. bowl
- adjustable oil feed
- can be filled under pressure
- quick-disconnect metal bowl guard with integral safety latch
- siphon tube filter provides clean lubricant downstream
- The rate of oil delivery may be controlled by turning the adjusting screw counter clockwise for more and clockwise for less oil delivery. If flow increases or decreases, the oil delivery rate will increase or decrease proportionally.
- maximum operating conditions:
  transparent bowl: **150 PSIG** (10.3 bar) and **32°F** to **125°F** (0°C to 52°C)
  metal bowl: **200 PSIG** (13.8 bar) and **32°F** to **150°F** (0°C to 65.5°C)

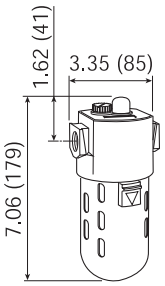


with metal bowl

* metal bowl has sight gauge with brass petcock drain

Size	SCFM	With Transparent Bowl		With Metal Bowl *	
		Part #	Price/E	Part #	Price/E
1/4"	35	***L26-02A***	**$175.60**	***L26-02AMB***	**$193.45**
3/8"	60	***L26-03A***	**175.60**	***L26-03AMB***	**193.45**
1/2"	128	***L26-04A***	**175.60**	***L26-04AMB***	**193.45**

See pages 214-216 for lubricator accessories. See page 136 for air tool lubricant.

FRL's are designed for air service only, unless otherwise indicated.

SAFETY ALERT

SCFM ratings at 150 PSIG inlet pressure.

Wilkerson EconOmist® Standard Lubricators



with metal bowl

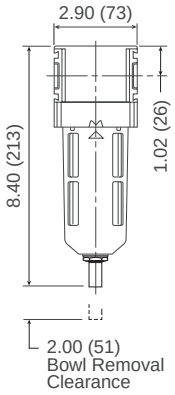

- 6.11 oz. bowl
- manual drain
- high flow capacity
- can be filled under pressure
- To adjust and set oil delivery rate the unit must be pressurized and air must be flowing through the unit. Turn the sight dome, located on the top of the unit, counter clockwise to initiate oil delivery. If flow increases or decreases, the oil delivery rate will increase or decrease proportionally. Turning the sight dome clockwise will stop all oil delivery.
- maximum operating conditions:
  transparent bowl: **150 PSIG** (10.3 bar) and **32°F** to **125°F** (0°C to 52°C)
  metal bowl: **250 PSIG** (17.2 bar) and **32°F** to **150°F** (0°C to 65.5°C)

Size	SCFM	With Transparent Bowl		With Metal Bowl	
		Part #	Price/E	Part #	Price/E
3/8"	176	***L28-03A***	**$139.65**	***L28-03AMB***	**$154.65**
1/2"	184	***L28-04A***	**139.65**	***L28-04AMB***	**154.65**
3/4"	200	***L28-06A***	**139.65**	***L28-06AMB***	**154.65**

SCFM ratings at 150 PSIG inlet pressure.


with metal bowl

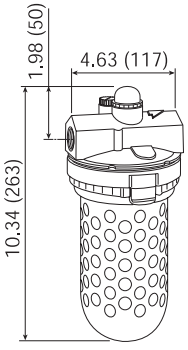

- 26 oz. bowl
- transparent bowl: no drain
  metal bowl: manual brass petcock drain
- can be filled under pressure
- The rate of oil delivery may be controlled by turning the adjusting screw counter clockwise for more and clockwise for less oil delivery. The oil delivery rate will change automatically to deliver more oil during higher air flows and less oil for air flows lower than the one at which the setting was made.
- maximum operating conditions:
  transparent bowl: **150 PSIG** (10.3 bar) and **32°F** to **125°F** (0°C to 52°C)
  metal bowl: **200 PSIG** (13.8 bar) and **32°F** to **150°F** (0°C to 65.5°C)

Size	SCFM	With Transparent Bowl		With Metal Bowl	
		Part #	Price/E	Part #	Price/E
3/4"	196	***L30-06A***	**$269.85**	***L30-06AMB***	**$323.05**
1"	374	***L30-08A***	**269.85**	***L30-08AMB***	**323.05**

See pages 214-216 for lubricator accessories. See page 136 for air tool lubricant.

SAFETY ALERT

FRL's are designed for air service only, unless otherwise indicated.

SCFM ratings at 120 PSIG inlet pressure.

Wilkerson EconOmist® Standard Lubricators

- 26 oz. bowl
- transparent bowl: solid bottom
  metal bowl: manual drain with sight glass
- full view sight dome
- adjustable oil feed
- can be filled under pressure
- quick-disconnect clamp ring for easy bowl removal
- The rate of oil delivery may be controlled by turning the adjusting screw counter clockwise for more and clockwise for less oil delivery. The oil delivery rate will change automatically to deliver more oil during higher air flows and less oil for air flows lower than the one at which the setting was made.
- maximum operating conditions:
  transparent bowl: **150 PSIG** (10.3 bar) and **32°F** to **125°F** (0°C to 52°C)
  metal bowl: **200 PSIG** (14 bar) and **32°F** to **150°F** (0°C to 65.5°C)

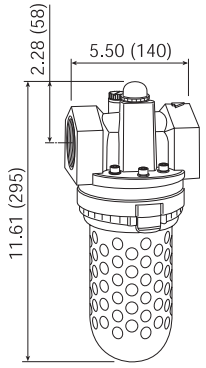

illustration represents L40 series


with metal bowl

Size	SCFM	With Transparent Bowl		With Metal Bowl	
		Part #	Price/E	Part #	Price/E
1¼"	927	***L40-0AA***	**$610.55**	***L40-0AAMB***	**$663.75**
1½"	927	***L40-0BA***	**610.55**	***L40-0BAMB***	**663.75**
2"	1186	***L50-0CA***	**828.00**	***L50-0CAMB***	**881.20**

See pages 214-216 for lubricator accessories. See page 136 for air tool lubricant.

SCFM ratings at 120 PSIG inlet pressure.

Wilkerson Compact Combination Units

- maximum operating conditions:
  transparent bowl: **150 PSIG** (10.3 bar) and **32°F** to **125°F** (0°C to 52°C)
  metal bowl: **200 PSIG** (13.8 bar) and **32°F** to **175°F** (0°C to 80°C)

Filter series F16:
- 5 micron element
- 5 oz. bowl

Regulator series R16:
- 0-125 PSI adjusting range
- self-relieving
- supplied with a GC230 gauge

Lubricator series L16:
- 5 oz. bowl
- adjustable oil feed
- full view sight dome

Included components:
- (2) modular sleeves
- (2) mounting brackets (sleeve and bracket)
- (2) end blocks

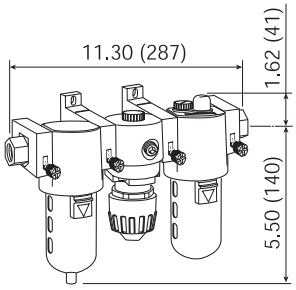


with metal bowl

Size	SCFM	**With Transparent Bowl and Guard**				**Metal Bowl with Sight Glass**			
		Automatic Drain		Manual Drain		Automatic Drain		Manual Drain	
		Part #	Price/E	Part #	Price/E	Part #	Price/E	Part #	Price/E
1/4"	36.1	***C16-02A***	**$604.25**	***C16-02M***	**$548.60**	***C16-02AMB***	**$636.65**	***C16-02MMB***	**$581.00**
3/8"	58.5	***C16-03A***	**604.25**	***C16-03M***	**548.60**	***C16-03AMB***	**636.65**	***C16-03MMB***	**581.00**
1/2"	64.0	***C16-04A***	**604.25**	***C16-04M***	**548.60**	***C16-04AMB***	**636.65**	***C16-04MMB***	**581.00**

FRL's are designed for air service only, unless otherwise indicated.

SAFETY ALERT

SCFM ratings at 150 PSIG inlet pressure.

Wilkerson Compact Combination Units



with metal bowl

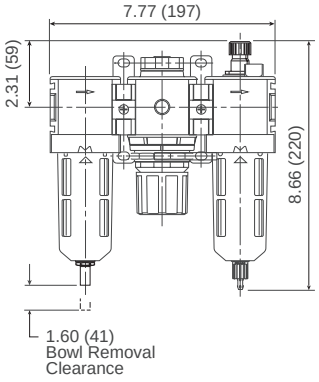

- maximum operating conditions:
  transparent bowl: **150 PSIG** (10.3 bar) and **32°F** to **125°F** (0°C to 52°C)
  metal bowl: **250 PSIG** (17.2 bar) and **32°F** to **150°F** (0°C to 65.5°C)

Filter series F18:
- 5 micron element
- 4 oz. bowl

Regulator series R18:
- 0-125 PSI adjusting range
- self-relieving
- supplied with a GC230 gauge

Lubricator series L18:
- 4.09 oz. bowl
- adjustable oil feed
- full view sight dome

Included components:
- (2) end blocks
- (2) mounting brackets with joiner set and port O-ring

Size	SCFM	With Transparent Bowl and Guard				With Metal Bowl			
		Automatic Drain		Manual Drain		Automatic Drain		Manual Drain	
		Part #	Price/E	Part #	Price/E	Part #	Price/E	Part #	Price/E
1/4"	110	***C18-02A***	**$526.80**	***C18-02M***	**$473.60**	***C18-02AMB***	**$554.75**	***C18-02MMB***	**$502.15**
3/8"	160	***C18-03A***	**526.80**	***C18-03M***	**473.60**	***C18-03AMB***	**554.75**	***C18-03MMB***	**502.15**
1/2"	160	***C18-04A***	**526.80**	***C18-04M***	**473.60**	***C18-04AMB***	**554.75**	***C18-04MMB***	**502.15**

Wilkerson Standard Combination Units



with metal bowl

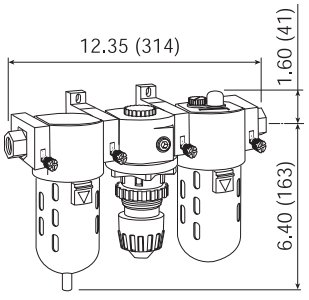

- maximum operating conditions:
  transparent bowl: **150 PSIG** (10.3 bar) and **32°F** to **125°F** (0°C to 52°C)
  metal bowl: **200 PSIG** (13.8 bar) and **32°F** to **175°F** (0°C to 80°C)

Filter series F26:
- 5 micron element
- 10 oz. bowl

Regulator series R26:
- 0-125 PSI adjusting range
- self-relieving
- supplied with a GC230 gauge

Lubricator series L26:
- 10 oz. bowl
- adjustable oil feed
- full view sight dome

Included components:
- (2) modular sleeves
- (2) mounting brackets (sleeve and bracket)
- (2) end blocks

Size	SCFM	With Transparent Bowl and Guard				With Metal Bowl			
		Automatic Drain		Manual Drain		Automatic Drain		Manual Drain	
		Part #	Price/E	Part #	Price/E	Part #	Price/E	Part #	Price/E
1/4"	35	***C26-02A***	**$728.80**	***C26-02M***	**$673.15**	***C26-02AMB***	**$764.45**	***C26-02MMB***	**$708.85**
3/8"	60	***C26-03A***	**728.80**	***C26-03M***	**673.15**	***C26-03AMB***	**764.45**	***C26-03MMB***	**708.85**
1/2"	128	***C26-04A***	**728.80**	***C26-04M***	**673.15**	***C26-04AMB***	**764.45**	***C26-04MMB***	**708.85**

SAFETY ALERT

FRL's are designed for air service only, unless otherwise indicated.

SCFM ratings at 150 PSIG inlet pressure.

Wilkerson Standard Combination Units

- modern design and appearance
- quick disconnect bowl / bowl guard

- maximum operating conditions:
  transparent bowl: **150 PSIG** (10.3 bar) and **32°F** to **150°F** (0°C to 65.5°F)
  metal bowl: **250 PSIG** (17.2 bar) and **32°F** to **150°F** (0°C to 65.5°F)

Filter series F28:
- 5 micron element
- 6 oz. bowl

Regulator series R28:
- 0-125 PSI adjusting range
- self-relieving
- supplied with a GC230 gauge

Lubricator series L28:
- 6.11 oz. bowl
- adjustable oil feed
- full view sight dome

Included components:
- (2) end blocks
- (2) mounting brackets with joiner set and port O-ring

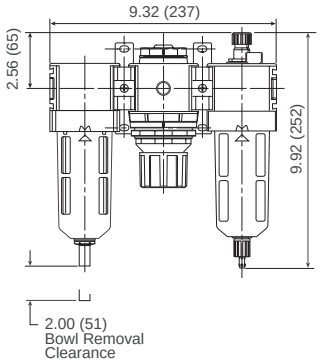



with metal bowl

Size	SCFM	With Transparent Bowl and Guard				With Metal Bowl with Sight Glass			
		Automatic Drain		Manual Drain		Automatic Drain		Manual Drain	
		Part #	Price/E	Part #	Price/E	Part #	Price/E	Part #	Price/E
3/8"	150	***C28-03A***	**$627.50**	***C28-03M***	**$574.85**	***C28-03AMB***	**$657.45**	***C28-03MMB***	**$604.80**
1/2"	175	***C28-04A***	**627.50**	***C28-04M***	**574.85**	***C28-04AMB***	**657.45**	***C28-04MMB***	**604.80**
3/4"	175	***C28-06A***	**627.50**	***C28-06M***	**574.85**	***C28-06AMB***	**657.45**	***C28-06MMB***	**604.80**

SCFM ratings at 150 PSIG inlet pressure.

Wilkerson Jumbo Combination Units

- high flow capacity
- large bowl reservoir

- maximum operating conditions:
  transparent bowl: **150 PSIG** (10.3 bar) and **32°F** to **125°F** (0°C to 52°C)
  metal bowl: **200 PSIG** (13.8 bar) and **32°F** to **175°F** (0°C to 80°C)

Filter series F30:
- 5 micron element
- 1 qt. bowl

Regulator series R30:
- 0-125 PSI adjusting range
- self-relieving
- supplied with a GC230 gauge

Lubricator series L30:
- 26 oz. bowl
- adjustable oil feed
- full view sight dome

Included components:
- (2) brass hex nipples

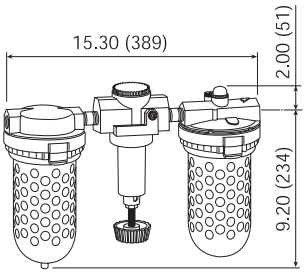



with metal bowl

Size	SCFM	With Transparent Bowl and Guard				Metal Bowl with Sight Glass			
		Automatic Drain		Manual Drain		Automatic Drain		Manual Drain	
		Part #	Price/E	Part #	Price/E	Part #	Price/E	Part #	Price/E
3/4"	374	***C31-06A***	**$911.95**	***C31-06M***	**$859.35**	***C31-06AMB***	**$1018.35**	***C31-06MMB***	**$962.70**
1"	374	***C31-08A***	**907.15**	***C31-08M***	**851.55**	***C31-08AMB***	**1013.55**	***C31-08MMB***	**957.90**

FRL's are designed for air service only, unless otherwise indicated.

SAFETY ALERT

SCFM ratings at 120 PSIG inlet pressure.

Wilkerson Combination Unit with Protective Frame



Provides downstream air preparation with protective frame and includes components:

- *C31-08AMB* 1" FRL with metal bowls and auto drain filter
- *BBLV100* 1" brass ball valve and *AM12* air king on inlet port
- *BBV100DTW* 2-way ball valve installed between regulator and lubricator provides option for non-lubricated air
- heavy duty frame protects air prep components
- operating conditions:
  maximum pressure: **250 PSIG**
  temperature range: **40°F** to **150°F**
  SCFM: 320

FRL with protective frame

Size	Part #	Price/E
1"	***C31-08FRAME***	**$1840.00**

SAFETY ALERT

FRL's are designed for air service only, unless otherwise indicated.

Wilkerson Automatic Drain

As liquid contaminants collect in the bowl, they raise a closed-cell cellular float. When the liquid level reaches a given point, the float triggers a mechanism which pilots line pressure against a large area piston or diaphragm which snaps open the drain valve. The contaminants are discharged from the drain orifice at line pressure. As the liquid level falls, the pilot valve closes, line pressure against the piston/diaphragm returns to atmosphere and the drain valve snaps closed. A 1/8" NPT drain discharge orifice allows the liquid discharge to be piped to a container or sewer.

- 5 oz. bowl
- fully automatic, float operated
- full ½" NPT drain inlet
- quick-disconnect clamp ring for easy bowl removal when servicing
- no electrical connections
- easily installed
- maximum operating conditions:
  transparent bowl: **150 PSIG** (10.3 bar) and **32°F** to **125°F** (0°C to 52°C)
  metal bowl: **200 PSIG** (13.8 bar) and **32°F** to **150°F** (0°C to 65.5°C)

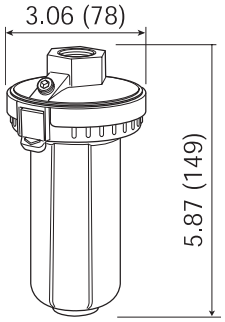



with metal bowl

Size	With Transparent Bowl		With Metal Bowl	
	Part #	Price/E	Part #	Price/E
1/2"	***X02-04***	**$131.60**	***X02-04MB***	**$145.15**

Wilkerson Automatic Drain Valve

Automatically drains liquid water and oil from compressed air receivers and systems. Drain valve automatically opens and closes every time the system pressure drops approximately 10 to 20 PSIG (0.7 to 1.4 bar) during the compressor cycle. An internal piston design, which utilizes no floats, minimizes the risks associated with drain failures.

- for up to 100 HP compressors
- maximum pressure: **200 PSIG** (13.5 bar)
- temperature range: **32°F** to **150°F** (0°C to 65.5°C)
- minimum differential pressure required: 20 PSIG (1.4 bar)
- inlet/outlet ports: ¼" NPT (F)
- screen adapter: 3/8" NPT (M) inlet, ¼" NPT (M) outlet



Size	Part #	Price/E
1/4"	***X51-02***	**$134.85**

FRL's are designed for air service only, unless otherwise indicated.

SAFETY ALERT

Wilkerson Filter Accessories



FRP-95-115

Elements

Used On	Description	Part #	Price/E
F00	5 micron element	***FRP-95-235***	**$11.45**
F03	5 micron element	***PS403***	**32.85**
F08	5 micron element	***FRP-96-729***	**12.55**
F16	5 micron element	***FRP-95-160***	**30.00**
F18	5 micron element	***FRP-96-639***	**20.15**
F26	5 micron element	***FRP-95-115***	**30.00**
F28	5 micron element	***FRP-96-653***	**23.95**
F30	5 micron element	***FRP-95-209***	**59.35**
F35	5 micron element	***FRP-95-505***	**127.50**
F42	5 micron element	***FRP-95-566***	**147.10**



MTP-95-548

Elements

Used On	Description	Part #	Price/E
M16, M26, M30	type B element (0.5 micron)	***MSP-95-989***	**$55.10**
M16	type C element (0.01 micron)	***MTP-95-548***	**105.75**
M26	type C element (0.01 micron)	***MTP-95-549***	**111.90**
M30	type C element (0.01 micron)	***MTP-95-551***	**243.10**
M35	type C element (0.01 micron)	***MTP-95-502***	**516.00**

Gel Refills

Used On	Description	Part #	Price/E
X03	8 bags of silica gel refill	***DRP-85-059***	**$395.05**



FRP-95-015

Bowls and Bowl Guards

Used On	Description	Part #	Price/E
F00	plastic bowl with check valve drain	***GRP-96-310***	**$49.40**
F03	plastic bowl with piston drain	***PS408B***	**72.70**
	metal bowl with manual drain	***PS447B***	**40.50**
F08	plastic bowl with guard and manual drain	***GRP-96-712***	**25.45**
	metal bowl with manual drain	***GRP-96-714***	**43.00**
F16, M16	plastic bowl and metal bowl guard with flex tip drain	***FRP-95-014***	**80.95**
	plastic bowl and metal bowl guard with auto drain	***FRP-95-015***	**119.95**
	metal bowl with sight glass and manual drain	***GRP-95-133***	**127.85**
	metal bowl with auto drain	***FRP-95-950***	**134.85**
F18	plastic bowl, bowl guard, manual drain	***GRP-96-634***	**70.20**
	plastic bowl, bowl guard, auto drain	***GRP-96-635***	**109.50**
	metal bowl with sight glass, manual drain	***GRP-96-636***	**80.70**
	metal bowl with sight glass, auto float drain	***GRP-96-637***	**120.15**
F26, M26	plastic bowl and metal bowl guard with flex tip drain	***GRP-95-935***	**96.00**
	plastic bowl and metal bowl guard with auto drain	***GRP-95-948***	**158.60**
	metal bowl with sight glass and manual drain	***GRP-95-931***	**122.70**
	metal bowl with auto drain	***GRP-95-960***	**162.25**
F28	plastic bowl with guard, auto drain	***GRP-96-643***	**136.00**
	plastic bowl, bowl guard, manual drain	***GRP-96-642***	**77.60**
	metal bowl, with sight glass, manual drain	***GRP-96-644***	**76.10**
	metal bowl with sight glass, auto float drain	***GRP-96-645***	**147.20**
F30, M30	plastic bowl and metal bowl guard with manual drain	***FRP-95-832***	**121.25**
	plastic bowl and metal bowl guard with auto drain	***FRP-95-775***	**213.80**
	plastic bowl with flex tip drain	***FRP-96-315***	**71.45**
	metal bowl with sight glass and manual drain	***GRP-95-676***	**320.65**
	metal bowl with auto drain	***GRP-95-970***	**231.65**

Wilkerson Filter Accessories

Auto and Manual Drains

Used On	Description	Part #	Price/E
F00	automatic drain	***GRP-95-584***	**$13.60**
	manual drain	***GRP-96-102***	**25.45**
F08	automatic drain	***GRP-96-716***	**14.00**
F16, F18, F26, F28, F30, F35, M16, M26, M30, M32, M35	automatic drain with flourocarbon seal	***GRP-95-981***	**76.30**
F16, F18, F26, F28, F30, M16, M26, M30	automatic float drain with a nitrile seal	***GRP-95-973***	**68.90**
F16, F18, F26, F28, F30, F35, M16, M26, M30, M35	manual override drain	***GRP-96-001***	**46.05**
F16, F26, F30, M16, M26, M30	manual pet cock drain for use with metal bowl units	***GRP-95-182***	**28.40**
F16, F26, F30, M16, M26, M30	manual flex tip drain	***FRP-95-610***	**10.40**
F18, F28	manual drain	***GRP-96-685***	**16.80**



GRP-96-001

Sight Glass

Used On	Description	Part #	Price/E
M16, M26	sight glass kit for metal bowls	***GRP-95-079***	**$15.30**



GRP-95-079

Mounting Brackets and Joiner Sets

Used On	Description	Part #	Price/E
F00	mounting bracket (type L)	***GRP-95-754***	**$15.30**
F03	mounting bracket	***PS417B***	**19.15**
F08	mounting bracket (type T) with joiner set and port O-ring	***GPA-96-737***	**14.00**
	mounting bracket (type C)	***GPA-97-010***	**11.85**
	joiner set and port O-ring	***GPA-96-738***	**8.50**
F16, M16	mounting bracket (type L)	***GPA-95-016***	**34.90**
F18	mounting bracket (type C)	***GPA-96-604***	**23.95**
	mounting bracket (type L)	***GPA-96-606***	**15.70**
F18, F28	mounting bracket (type T)	***GPA-96-602***	**17.85**
	mounting bracket (type T) with joiner set and port O-ring	***GPA-96-603***	**39.05**
	joiner set and port O-ring with nitrile O-ring	***GPA-96-601***	**21.40**
	joiner set with port O-ring with fluorocarbon O-rings	***GPA-96-614***	**33.05**
	bracket with joiner set and port O-ring	***GPA-96-754***	**40.50**
F26, M26	mounting bracket (type L)	***GPA-95-946***	**41.80**
F28	mounting bracket (type C)	***GPA-96-605***	**28.20**
	mounting bracket (type L)	***GPA-96-607***	**20.80**
F30	wall mount, U-bolt pipe clamp	***GRP-95-734***	**23.55**



GPA-96-737

Modular Sleeve with Wall Mounting Brackets

- Designed for mounting a single unit or combination of units directly to the wall.
- The sleeve and mounting bracket can be ordered assembled from the factory, or just the mounting bracket alone to be used on existing modular sleeves.

Used On	Description	Part #	Price/E
F16, F26	bracket	***GPA-95-968***	**$14.40**
	sleeve and bracket	***GPA-95-969***	**32.45**



GPA-95-969

Wilkerson Filter Accessories

Modular Sleeve



GPA-95-292

- Unique modular sleeve design easily and quickly connects one or more units and accessories together without pipe nipples.
- Hand tightening the threaded pin provides a tight seal between the units.

Used On	Description	Part #	Price/E
F16, F26	modular sleeve	***GPA-95-292***	**$17.00**

End Blocks



GPA-97-019

- When used with the modular sleeve, end blocks allow a single unit or a combination of units to be piped into the air system in the modular mode.
- allows ease of unit servicing or replacement without disturbing the air line connections
- set of 2 blocks (inlet and outlet)

Used On	Description	Part #	Price/E
F08	end block set, 1/4" NPT	***GPA-97-019***	**$35.80**
	end block set, 3/8" NPT	***GPA-97-020***	**35.80**

Modular Blocks



GPA-95-919

Manifold Block

- allows easy design flexibility
- can be installed after the filter or regulator, providing three additional ¼" NPT tapped auxiliary ports
- inlet/outlet ports are 1/2" non-tapped
- 1-17/32" width

End Block

- When used with the modular sleeve, end blocks allow a single unit or a combination of units to be piped into the air system in the modular mode.
- allows ease of unit servicing or replacement without disturbing the air line connections
- set of 2 blocks (inlet and outlet)



GPA-95-321



GPA-96-610

Used On	Description	Part #	Price/E
F16, M16, F26, M26	manifold block, three 1/4" NPT auxiliary ports	***GPA-95-919***	**$51.10**
	end block, 1/4" NPT	***GPA-95-223***	**30.75**
	end block, 3/8" NPT	***GPA-95-224***	**30.75**
	end block, 1/2" NPT	***GPA-95-225***	**30.75**
	end block, 3/4" NPT	***GPA-95-320***	**62.70**
	end block, 1" NPT	***GPA-95-321***	**62.70**
F18, F28	end block, 1/4" NPT	***GPA-96-610***	**27.80**
	end block, 3/8" NPT	***GPA-96-611***	**27.80**
	end block, 1/2" NPT	***GPA-96-612***	**27.80**
	end block, 3/4" NPT	***GPA-96-613***	**27.80**
	end block, G1/4"	***GPA-96-620***	**29.90**
	end block, G3/8"	***GPA-96-621***	**29.90**
	end block, G1/2"	***GPA-96-622***	**29.90**
	end block, G3/4"	***GPA-96-623***	**29.90**

Modular Adapters



GPA-95-037

- When used with the modular sleeve, adapter inserts allow a single unit or a combination of units to be piped into the air system in the modular mode.
- allows ease of unit servicing or replacement without disturbing the air line connections
- set of 2 blocks

Used On	Description	Part #	Price/E
F16, M16, F26, M26	1/4" NPT pipe adapter	***GPA-95-035***	**$43.50**
	3/8" NPT pipe adapter	***GPA-95-036***	**43.50**
	1/2" NPT pipe adapter	***GPA-95-037***	**43.50**

Wilkerson Filter Accessories

Modular Shut-Off Valves

- can be installed immediately upstream of a single unit or combination of units
- secured to the unit with a modular sleeve or modular sleeve wall mounting bracket
- ball-type valve operates with a 1/4 turn from open to shut position
- useful for isolating and depressurizing a downstream unit requiring maintenance or replacement
- can be locked in the open position
- left to right flow



GPA-95-098

Used On	Description	Part #	Price/E
F16, F26	1/4" NPT safety shut-off valve	***GPA-95-096***	**$135.85**
	3/8" NPT safety shut-off valve	***GPA-95-097***	**135.85**
	1/2" NPT safety shut-off valve	***GPA-95-098***	**135.85**

Differential Pressure Indicators

- used to replace damaged indicators on filters and modular coalescing filters
- Pressure loss changes color of indicator window from green to red.



DP2-01-000

Used On	Description	Part #	Price/E
M16, M26, M30, M32	indicator	***DP2-01-000***	**$29.10**
F35,M35	indicator	***DP2-01-001***	**34.80**

Wilkerson Regulator Accessories

Replacement Springs



RRP-95-222

Used On	Description	Part #	Price/E
R16	0-50 PSI spring	***RRP-95-222***	**$17.00**
	0-125 PSI spring	***RRP-95-224***	**17.00**
R18	0-125 PSI spring	***RRP-96-661***	**15.30**
R26	0-60 PSI spring	***RRP-95-962***	**15.70**
	0-125 PSI spring	***GRP-95-225***	**18.85**
R28	0-125 PSI spring	***RRP-96-165***	**19.35**

Gauges

- for units originally purchased with flush mounted gauge



GRP-96-719

Used On	Description	Part #	Price/E
R08	0-160 PSI, flush mount design	***GRP-96-719***	**$27.05**

Tamper Resistant Kit



RPA-95-006

Used On	Description	Part #	Price/E
R00,R08	ring style tamper resistant kit	***RPA-96-735***	**$7.20**
R16,R26	ring style tamper resistant kit	***RPA-95-006***	**8.30**
R18	ring style tamper resistant kit	***RRP-96-671***	**7.65**
R28	ring style tamper resistant kit	***RRP-96-672***	**8.70**

Wilkerson Regulator Accessories

Repair Kits



RRP-95-952

Used On	Description	Part #	Price/E
R16	self-relieving repair kit	***RRP-95-131***	**$56.20**
R18	relieving diaphragm assembly	***RRP-96-656***	**22.70**
R26	self-relieving repair kit	***RRP-95-952***	**37.75**
R28	relieving diaphragm assembly	***RRP-96-986***	**41.35**
R30	valve assembly: valve, spring, bottom plug O-ring	***RRP-95-159***	**46.05**
R40	valve assembly: valve, spring, retaining ring, O-ring	***RRP-95-161***	**162.55**

Mounting Brackets and Joiner Sets



GPA-96-737

Used On	Description	Part #	Price/E
R00, RB3	mounting bracket (type L) and nut	***GRP-95-747***	**$17.85**
R03	mounting bracket	***PS417B***	**19.15**
R08	mounting bracket (type T) with joiner set	***GPA-96-737***	**14.00**
	mounting bracket (type C)	***GPA-97-010***	**11.85**
	mounting bracket (type L)	***GRP-96-739***	**10.00**
	joiner set with port O-ring	***GPA-96-738***	**8.50**
R16	mounting bracket (type L) and nut	***GPA-95-011***	**22.90**
R16, R21, R26, R30, R40	wall mount bracket with ¼" NPT gauge port adapter	***RRP-95-590***	**28.20**
R26	mounting bracket (type C) and nut	***RPA-95-947***	**18.85**
R30	wall mount, U-bolt pipe clamp	***GRP-95-734***	**23.55**

Modular Sleeve with Wall Mounting Brackets



GPA-95-969

- Designed for mounting a single unit or combination of units directly to the wall.
- The sleeve and mounting bracket can be ordered assembled from the factory, or just the mounting bracket alone to be used on existing modular sleeves.

Used On	Description	Part #	Price/E
R16, R26	bracket	***GPA-95-968***	**$14.40**
	sleeve and bracket	***GPA-95-969***	**32.45**

Modular Sleeve



GPA-95-292

- Unique modular sleeve design easily and quickly connects one or more units and accessories together without pipe nipples.
- Hand tightening the threaded pin provides a tight seal between the units.

Used On	Description	Part #	Price/E
R16, R26	modular sleeve	***GPA-95-292***	**$17.00**

End Blocks



GPA-97-019

- When used with the modular sleeve, end blocks allow a single unit or a combination of units to be piped into the air system in the modular mode.
- allows ease of unit servicing or replacement without disturbing the air line connections
- set of 2 blocks (inlet and outlet)

Used On	Description	Part #	Price/E
R08	end block set, 1/4" NPT	***GPA-97-019***	**$35.80**
	end block set, 3/8" NPT	***GPA-97-020***	**35.80**

Wilkerson Regulator Accessories

Modular Blocks



GPA-95-919

Manifold Block
- allows easy design flexibility
- can be installed after the filter or regulator, providing three additional ¼" NPT tapped auxiliary ports
- inlet/outlet ports are 1/2" non-tapped
- 1-17/32" width

End Block
- When used with the modular sleeve, end blocks allow a single unit or a combination of units to be piped into the air system in the modular mode.
- allows ease of unit servicing or replacement without disturbing the air line connections
- set of 2 blocks (inlet & outlet)



GPA-95-321

Used On	Description	Part #	Price/E
R16, R26	manifold block, three 1/4" NPT auxiliary ports	***GPA-95-919***	**$51.10**
	end block, 1/4" NPT	***GPA-95-223***	**30.75**
	end block, 3/8" NPT	***GPA-95-224***	**30.75**
	end block, 1/2" NPT	***GPA-95-225***	**30.75**
	end block, 3/4" NPT	***GPA-95-320***	**62.70**
	end block, 1" NPT	***GPA-95-321***	**62.70**
R18, R28	end block, 1/4" NPT	***GPA-96-610***	**27.80**
	end block, 3/8" NPT	***GPA-96-611***	**27.80**
	end block, 1/2" NPT	***GPA-96-612***	**27.80**
	end block, 3/4" NPT	***GPA-96-613***	**27.80**
	end block, G1/4"	***GPA-96-620***	**29.90**
	end block, G3/8"	***GPA-96-621***	**29.90**
	end block, G1/2"	***GPA-96-622***	**29.90**
	end block, G3/4"	***GPA-96-623***	**29.90**



GPA-96-610

Modular Adapters

- When used with the modular sleeve, adapter inserts allow a single unit or a combination of units to be piped into the air system in the modular mode.
- allows ease of unit servicing or replacement without disturbing the air line connections
- set of 2 blocks



GPA-95-037

Used On	Description	Part #	Price/E
R16, R26	1/4" NPT pipe adapter	***GPA-95-035***	**$43.50**
	3/8" NPT pipe adapter	***GPA-95-036***	**43.50**
	1/2" NPT pipe adapter	***GPA-95-037***	**43.50**

Modular Shut-Off Valves

- can be installed immediately upstream of a single unit or combination of units
- secured to the unit with a modular sleeve or modular sleeve wall mounting bracket
- ball-type valve operates with a 1/4 turn from open to shut position
- useful for isolating and depressurizing a downstream unit requiring maintenance or replacement
- can be locked in the open position
- left to right flow



GPA-95-098

Used On	Description	Part #	Price/E
R16, R26	1/4" NPT safety lock-out valve	***GPA-95-096***	**$135.85**
	3/8" NPT safety lock-out valve	***GPA-95-097***	**135.85**
	1/2" NPT safety lock-out valve	***GPA-95-098***	**135.85**

see page 254 for replacement gauges

Wilkerson Lubricator Accessories

Bowls and Bowl Guards



GRP-95-019

Used On	Description	Part #	Price/E
L03	metal bowl with manual drain	***PS447B***	**$40.50**
	plastic bowl with no drain	***PS421***	**36.90**
L08	metal bowl with manual drain	***GRP-96-714***	**43.00**
	plastic bowl with guard and manual drain	***LRP-96-736***	**30.10**
L16	metal bowl with sight glass and manual drain	***GRP-95-133***	**127.85**
	plastic bowl, bowl guard, manual drain	***GRP-95-019***	**96.05**
	plastic bowl with no drain	***LRP-96-937***	**39.90**
L18	metal bowl with sight glass, manual drain	***GRP-96-636***	**80.70**
	plastic bowl, bowl guard, manual drain	***LRP-96-701***	**70.25**
L26	metal bowl with sight glass and manual drain	***GRP-95-931***	**122.70**
	plastic bowl with no drain	***LRP-96-938***	**43.05**
L28	metal bowl with sight glass, manual drain	***GRP-96-644***	**76.10**
	plastic bowl, bowl guard, manual drain	***LRP-96-702***	**82.30**
L30, L40	metal bowl with sight glass and manual drain	***GRP-95-676***	**320.65**
L30, L40, L50	plastic bowl with no drain	***LRP-96-940***	**53.10**

Drains



GRP-96-685

Used On	Description	Part #	Price/E
L16, L26, L30, L40, L50	manual pet cock drain for use with metal bowl units	***GRP-95-182***	**$28.40**
L18, L28	manual drain	***GRP-96-685***	**16.80**

Sight Domes and Fill Plugs



LRP-95-249

Used On	Description	Part #	Price/E
L00, L08, L16, L26	sight dome kit: dome and O-ring	***LRP-95-239***	**$16.40**
L08	fill plug kit: fill plug and O-ring	***LRP-96-730***	**5.95**
L08, L18, L28	sight dome kit (old style -08)	***LRP-96-710***	**21.05**
L16, L26	sight glass kit for metal bowls	***GRP-95-079***	**15.30**
L16, L26, L30	fill plug kit: fill plug and O-ring	***LRP-95-253***	**10.65**
L18, L28	sight dome assembly (new style)	***LRP-96-310***	**16.10**
L30, L40, L50	sight dome kit: dome and O-ring	***LRP-95-249***	**22.10**
L40, L50	fill plug kit: fill plug and O-ring	***LRP-95-250***	**34.55**

Mounting Brackets



GPA-96-737

Used On	Description	Part #	Price/E
L00	mounting bracket (type L)	***GRP-95-754***	**$15.30**
L03	mounting bracket	***PS419***	**19.15**
L08	mounting bracket (type T) with joiner set and port O-ring	***GPA-96-737***	**14.00**
	mounting bracket (type C)	***GPA-97-010***	**11.85**
	joiner set and port O-ring	***GPA-96-738***	**8.50**
L16	mounting bracket (type L)	***GPA-95-016***	**34.90**
L18	mounting bracket (type C)	***GPA-96-604***	**23.95**
	mounting bracket (type L)	***GPA-96-606***	**15.70**
L18, L28	mounting bracket (type T)	***GPA-96-602***	**17.85**
	mounting bracket (type T) with joiner set and port O-ring	***GPA-96-603***	**39.05**
	joiner set with port O-ring	***GPA-96-614***	**33.05**
	bracket with joiner set and port O-ring	***GPA-96-754***	**40.50**
L26	mounting bracket (type L)	***GPA-95-946***	**41.80**
L28	mounting bracket (type C)	***GPA-96-605***	**28.20**
	mounting bracket (type L)	***GPA-96-607***	**20.80**
L30	wall mount, U-bolt pipe clamp	***GRP-95-734***	**23.55**

Wilkerson Lubricator Accessories

Modular Sleeve with Wall Mounting Brackets

- Designed for mounting a single unit or combination of units directly to the wall.
- The sleeve and mounting bracket can be ordered assembled from the factory, or just the mounting bracket alone to be used on existing modular sleeves.



GPA-95-969

Used On	Description	Part #	Price/E
L16, L26	bracket	***GPA-95-968***	**$14.40**
	sleeve and bracket	***GPA-95-969***	**32.45**

Modular Sleeve

- Unique modular sleeve design easily and quickly connects one or more units and accessories together without pipe nipples.
- Hand tightening the threaded pin provides a tight seal between the units.



GPA-95-292

Used On	Description	Part #	Price/E
L16, L26	modular sleeve	***GPA-95-292***	**$17.00**

End Blocks

- When used with the modular sleeve, end blocks allow a single unit or a combination of units to be piped into the air system in the modular mode.
- allows ease of unit servicing or replacement without disturbing the air line connections
- set of 2 blocks (inlet and outlet)



GPA-97-019

Used On	Description	Part #	Price/E
L08	end block set, 1/4" NPT	***GPA-97-019***	**$35.80**
	end block set, 3/8" NPT	***GPA-97-020***	**35.80**

Modular Blocks

Manifold Block

- allows easy design flexibility
- can be installed after the filter or regulator, providing three additional ¼" NPT tapped auxiliary ports
- inlet/outlet ports are 1/2" non-tapped
- 1-17/32" width

End Block

- When used with the modular sleeve, end blocks allow a single unit or a combination of units to be piped into the air system in the modular mode.
- allows ease of unit servicing or replacement without disturbing the air line connections
- set of 2 blocks (inlet and outlet)



GPA-95-919



GPA-95-321



GPA-96-610

Used On	Description	Part #	Price/E
L16, L26	manifold block, three 1/4" NPT auxiliary ports	***GPA-95-919***	**$51.10**
	end block, 1/4" NPT	***GPA-95-223***	**30.75**
	end block, 3/8" NPT	***GPA-95-224***	**30.75**
	end block, 1/2" NPT	***GPA-95-225***	**30.75**
	end block, 3/4" NPT	***GPA-95-320***	**62.70**
	end block, 1" NPT	***GPA-95-321***	**62.70**
L18, L28	end block, 1/4" NPT	***GPA-96-610***	**27.80**
	end block, 3/8" NPT	***GPA-96-611***	**27.80**
	end block, 1/2" NPT	***GPA-96-612***	**27.80**
	end block, 3/4" NPT	***GPA-96-613***	**27.80**
	end block, G1/4"	***GPA-96-620***	**29.90**
	end block, G3/8"	***GPA-96-621***	**29.90**
	end block, G1/2"	***GPA-96-622***	**29.90**
	end block, G3/4"	***GPA-96-623***	**29.90**

Wilkerson Lubricator Accessories

Modular Adapters



GPA-95-037

- When used with the modular sleeve, adapter inserts allow a single unit or a combination of units to be piped into the air system in the modular mode.
- allows ease of unit servicing or replacement without disturbing the air line connections
- set of 2 blocks

Used On	Description	Part #	Price/E
L16, L26	1/4" NPT pipe adapter	***GPA-95-035***	**$43.50**
	3/8" NPT pipe adapter	***GPA-95-036***	**43.50**
	1/2" NPT pipe adapter	***GPA-95-037***	**43.50**

Modular Shut-Off Valves



GPA-95-098

- can be installed immediately upstream of a single unit or combination of units
- secured to the unit with a modular sleeve or modular sleeve wall mounting bracket
- ball-type valve operates with a 1/4 turn from open to shut position
- useful for isolating and depressurizing a downstream unit requiring maintenance or replacement
- can be locked in the open position
- left to right flow

Used On	Description	Part #	Price/E
L16, L26	1/4" NPT safety lock-out valve	***GPA-95-096***	**$135.85**
	3/8" NPT safety lock-out valve	***GPA-95-097***	**135.85**
	1/2" NPT safety lock-out valve	***GPA-95-098***	**135.85**

Wilkerson Filter/Regulator Accessories

Elements



FRP-96-729

Used On	Description	Part #	Price/E
B08	5 micron element	***FRP-96-729***	**$12.55**
CB6	5 micron element	***FRP-95-160***	**30.00**
B18	5 micron element	***FRP-96-639***	**20.15**
B28	5 micron element	***FRP-96-653***	**23.95**

Bowls and Bowl Guards



GRP-96-636

Used On	Description	Part #	Price/E
B08	plastic bowl with guard and manual drain	***GRP-96-712***	**$25.45**
	metal bowl with manual drain	***GRP-96-714***	**43.00**
CB6	plastic bowl and metal bowl guard with flex tip drain	***FRP-95-014***	**80.95**
	plastic bowl and metal bowl guard with auto drain	***FRP-95-015***	**119.95**
	metal bowl with auto drain	***FRP-95-950***	**134.85**
B18	plastic bowl, bowl guard, manual drain	***GRP-96-634***	**70.20**
	plastic bowl, bowl guard, auto drain	***GRP-96-635***	**109.50**
	metal bowl with sight glass, manual drain	***GRP-96-636***	**80.70**
	metal bowl with sight glass, auto float drain	***GRP-96-637***	**120.15**
B28	plastic bowl with guard, auto drain	***GRP-96-643***	**136.00**
	plastic bowl, bowl guard, manual drain	***GRP-96-642***	**77.60**
	metal bowl, with sight glass, manual drain	***GRP-96-644***	**76.10**
	metal bowl with sight glass, auto float drain	***GRP-96-645***	**147.20**

Wilkerson Filter/Regulator Accessories

Auto and Manual Drains

Used On	Description	Part #	Price/E
B08	automatic drain	***GRP-96-716***	**$14.00**
CB6	manual pet cock drain for use with metal bowl units	***GRP-95-182***	**28.40**
	manual flex tip drain	***FRP-95-610***	**10.40**
CB6, B18, B28	automatic drain with flouracarbon seal	***GRP-95-981***	**76.30**
	automatic float drain with a nitrile seal	***GRP-95-973***	**68.90**
	manual override drain	***GRP-96-001***	**46.05**
B18, B28	manual drain	***GRP-96-685***	**16.80**



GRP-96-001

Accessories

Used On	Description	Part #	Price/E
CB6	sight glass kit for metal bowl	***GRP-95-079***	**$15.30**

Replacement Springs

Used On	Description	Part #	Price/E
CB6	0-50 PSI spring	***RRP-95-222***	**$17.00**
	0-125 PSI spring	***RRP-95-224***	**17.00**
B18	0-125 PSI spring	***RRP-96-661***	**15.30**
B28	0-125 PSI spring	***RRP-96-165***	**19.35**



RRP-95-222

Tamper Resistant Kits

Used On	Description	Part #	Price/E
B08	ring style tamper resistant kit	***RPA-96-735***	**$7.20**
B18	ring style tamper resistant kit	***RRP-96-671***	**7.65**
B28	ring style tamper resistant kit	***RRP-96-672***	**8.70**

Repair Kits

Used On	Description	Part #	Price/E
B18	diaphragm assembly, relieving	***RRP-96-656***	**$22.70**
B28	diaphragm assembly, relieving	***RRP-96-986***	**41.35**

Mounting Brackets and Joiner Sets

Used On	Description	Part #	Price/E
R08	mounting bracket (type T) with joiner set	***GPA-96-737***	**$14.00**
	mounting bracket (type C)	***GPA-97-010***	**11.85**
	mounting bracket (type L)	***GRP-96-739***	**10.00**
	joiner set with port O-ring	***GPA-96-738***	**8.50**
CB6	mounting bracket (type L) and nut	***GPA-95-011***	**22.90**
	bracket, wall mount, gauge port adapter with ¼" NPT	***RRP-95-590***	**28.20**
B18	mounting bracket (type C)	***GPA-96-604***	**23.95**
	mounting bracket (type L)	***GPA-96-606***	**15.70**
B18, B28	mounting bracket (type T)	***GPA-96-602***	**17.85**
	mounting bracket (type T) with joiner set	***GPA-96-603***	**39.05**
	joiner set with port O-ring	***GPA-96-614***	**33.05**
	bracket with joiner set and port O-ring	***GPA-96-754***	**40.50**
	joiner set	***GPA-96-601***	**21.40**
B28	mounting bracket (type C)	***GPA-96-605***	**28.20**
	mounting bracket (type L)	***GPA-96-607***	**20.80**



GPA-96-737

Wilkerson FRL Display

Increase your sales with this heavy duty, point-of-purchase Dixon FRL Display, designed to highlight the features and benefits of a modular Filter-Regulator-Lubricator Combination Unit for air line services. The display is perfect for your "Will Call" or showroom sales area.



The display features:
- FRL combination unit with standard metal bowl with sight glass
- manual drain
- modular mounting clamps
- pipe adapters

Note: assembly is required.

Part #	Price/E
WILK26DISPLAY	**$808.40**

Series 1 FRL Display

Increase your sales with this heavy duty, point-of-purchase Dixon FRL Display, designed to highlight the features and benefits of a modular Filter-Regulator-Lubricator Combination Unit for air line services. The display is perfect for your "Will Call" or showroom sales area.



The display features:
- 74 Series basic combination unit with metal bowl with sight glass
- manual drain
- modular mounting clamps
- pipe adapters

Note: assembly is required.

Part #	Price/E
NORG74DISPLAY	**$802.35**

Norgren Series 1 Carded Miniature FRL's

Dixon offers the Series I line of miniature filters, filter/regulators, regulators and lubricators in prepackaged clear plastic units suitable for hanging on store peg racks or displays. The primary features of each unit are printed on the packaging. Each package contains 1 miniature filter, filter/regulator, regulator or lubricator and instruction sheet.

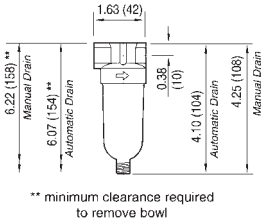

- 5 micron element
- 1 oz. reservoir
- inlet pressure **150 PSI** maximum at ambient temperature (70°F)

Carded Miniature Filter with Transparent Bowl

Port Size	SCFM	Automatic Drain Part #	Automatic Drain Price/E	Manual Drain Part #	Manual Drain Price/E
1/4"	21	***F07-200AC***	**$64.40**	***F07-200MC***	**$55.50**



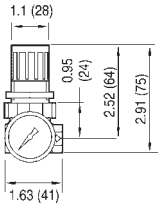

- 5-100 PSI range
- relieving type
- inlet pressure **250 PSI** at ambient temperature (70°F) maximum
- model supplied with a GC620 gauge

Carded Miniature Regulator

Port Size	SCFM	with Gauge Part #	with Gauge Price/E
1/4"	22	***R07-200RGC***	**$65.90**



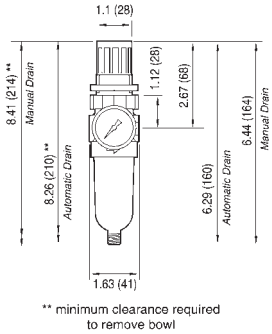

- 5-100 PSI range
- relieving type
- 5 micron element
- 1 oz. reservoir
- push to lock adjusting knob
- inlet pressure **150 PSI** maximum at ambient temperature (70°F)
- model supplied with a GC620 gauge
- bowl guard not available

Carded Miniature Filter/Regulator with Transparent Bowl

Port Size	SCFM	Automatic Drain Part #	Automatic Drain Price/E	Manual Drain Part #	Manual Drain Price/E
1/4"	21	***B07-202AGC***	**$131.50**	***B07-202MGC***	**$119.65**



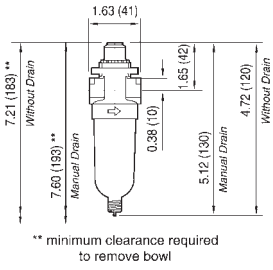

- 1 oz. reservoir
- inlet pressure **150 PSI** maximum at ambient temperature (70°F)

Carded Miniature Lubricator

Port Size	SCFM	Transparent Bowl Part #	Transparent Bowl Price/E
1/4"	14	***L07-200AC***	**$82.90**



Miniature Non-Repairable General Purpose Regulators

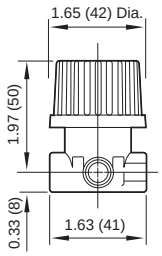

- 5-125 PSI range
- lightweight construction
- left to right flow
- wrench flats for easy installation
- Relieving piston design allows reduction of downstream pressure when the system is dead-ended
- model supplied with a GC620 gauge

Compact

Port Size	SCFM	with Gauge Part #	with Gauge Price/E	without Gauge Part #	without Gauge Price/E
1/4"	13	***R46-200RG***	**$59.95**	***R46-200R***	**$43.25**



FRL's are designed for air service only, unless otherwise indicated.

SAFETY ALERT

SCFM ratings at 100 PSIG inlet pressure.

Norgren Series 1 Miniature FRL's



- 5 micron element
- 1 oz. reservoir
- inlet pressure **150 PSI** maximum at ambient temperature (70°F)

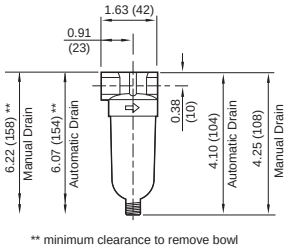

** minimum clearance to remove bowl

Miniature Filter with Transparent Bowl

Port Size	SCFM	Automatic Drain Part #	Automatic Drain Price/E	Manual Drain Part #	Manual Drain Price/E
1/8"	18	***F07-100A***	**$63.40**	***F07-100M***	**$54.30**
1/4"	21	***F07-200A***	**63.40**	***F07-200M***	**54.30**

E Air Fittings



- 5-100 PSI range
- relieving type
- inlet pressure **300 PSI** max. at ambient temperature (70°F)
- regulation at flows up to 22 SCFM at 100 PSIG
- models supplied with a GC620 gauge

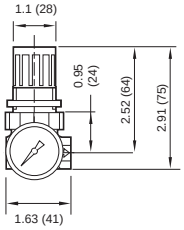

Miniature Regulators

Port Size	SCFM	with Gauge Part #	with Gauge Price/E	without Gauge Part #	without Gauge Price/E
1/8"	22	***R07-100RG***	**$59.00**	***R07-100R***	**$42.30**
1/4"	22	***R07-200RG***	**59.00**	***R07-200R***	**42.30**



- 5-100 PSI range
- relieving type
- 5 micron element
- 1 oz. reservoir
- push to lock adjusting knob
- inlet pressure **150 PSI** maximum at ambient temperature (70°F)
- models supplied with a GC620 gauge
- bowl guard not available

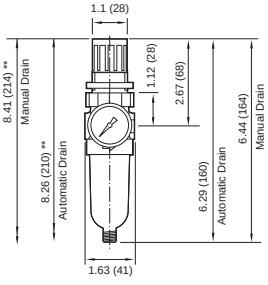

** minimum clearance to remove bowl

Miniature Filter/Regulator with Transparent Bowl

Port Size	SCFM	Automatic Drain Part #	Automatic Drain Price/E	Manual Drain Part #	Manual Drain Price/E
1/8"	18	***B07-102AG***	**$116.90**	***B07-102MG***	**$107.55**
1/4"	21	***B07-202AG***	**116.90**	***B07-202MG***	**107.55**



- 1 oz. reservoir
- inlet pressure **150 PSI** maximum at ambient temperature (70°F)

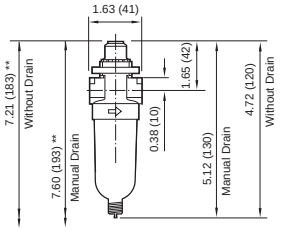

** minimum clearance to remove bowl

Miniature Lubricators

Port Size	SCFM	Transparent Bowl Part #	Transparent Bowl Price/E
1/8"	14	***L07-100A***	**$82.90**
1/4"	14	***L07-200A***	**82.90**



- 5-125 PSI range
- 1 oz. reservoir
- models supplied with a GC620 gauge
- inlet pressure **150 PSI** maximum at ambient temperature (70°F)

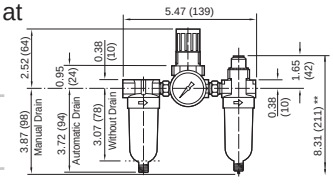

** minimum clearance to remove bowl

Miniature Combination Unit with Transparent Bowl

Port Size	SCFM	Automatic Drain Part #	Automatic Drain Price/E	Manual Drain Part #	Manual Drain Price/E
1/8"	14	***P1A-100A***	**$249.65**	***P1A-100M***	**$240.55**
1/4"	14	***P1A-200A***	**250.90**	***P1A-200M***	**241.80**

Norgren Series 1 Micro Mate Combination Units



- 5-125 PSI range
- requires only 2 pipe connections
- inlet pressure **150 PSI** maximum at ambient temperature (70°F)

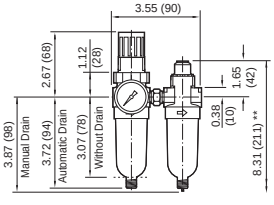

** minimum clearance to remove bowl

Miniature Filter/Regulator/Lubricator with Transparent Bowl

Port Size	SCFM	Automatic Drain Part #	Automatic Drain Price/E
1/8"	10	***PTH-100AG***	**$243.45**
1/4"	10	***PTH-200AG***	**243.45**

SAFETY ALERT

FRL's are designed for air service only, unless otherwise indicated.

SCFM ratings at 100 PSIG inlet pressure.

Norgren Series 1 Airline Filters

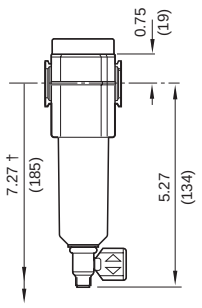

† Minimum clearance to remove bowl

- 40 micron element
- 2 oz. reservoir
- quick-release bayonet bowl
- prismatic lens liquid level indicator
- particle removal per ISO 8573-1, Class 5 and Class 3
- inlet pressure: transparent bowl: **150 PSI** at ambient temperature (70°F) metal bowl: **250 PSI** at ambient temperature (70°F)



with transparent bowl

1/4" with Transparent Bowl

Port Size	SCFM	Semi-Automatic Drain		Manual Drain	
		Part #	Price/E	Part #	Price/E
1/4"	55	***F72G-2A***	**$123.70**	***F72G-2M***	**$68.85**
3/8"	55	***F72G-3A***	**126.95**	***F72G-3M***	**72.15**

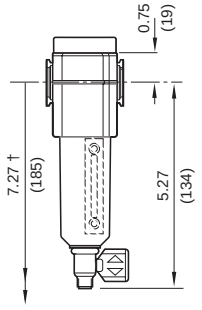

† Minimum clearance to remove bowl



with metal bowl

1/4" with Metal Bowl and Sight Glass

Port Size	SCFM	Semi-Automatic Drain		Manual Drain	
		Part #	Price/E	Part #	Price/E
1/4"	55	***F72G-2A-MB***	**$138.70**	***F72G-2M-MB***	**$83.75**
3/8"	55	***F72G-3A-MB***	**141.95**	***F72G-3M-MB***	**87.05**

- 40 micron element
- 4 oz. reservoir
- quick-release bayonet bowl
- prismatic lens liquid level indicator
- particle removal per ISO 8573-1, Class 5 and Class 3
- inlet pressure: transparent bowl: **150 PSI** at ambient temperature (70°F) metal bowl: **250 PSI** at ambient temperature (70°F)

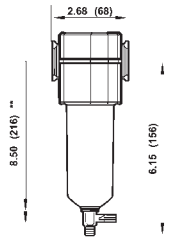

** Minimum clearance required to remove bowl.



with transparent bowl

3/8" with Transparent Bowl

Port Size	SCFM	Automatic Drain		Manual Drain	
		Part #	Price/E	Part #	Price/E
1/4"	53	***F73G-2A***	**$173.75**	***F73G-2M***	**$106.10**
3/8"	65	***F73G-3A***	**173.75**	***F73G-3M***	**106.10**
1/2"	69	***F73G-4A***	**173.75**	***F73G-4M***	**106.10**

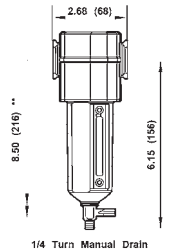

** Minimum clearance required to remove bowl.



with metal bowl

3/8" with Metal Bowl and Sight Glass

Port Size	SCFM	Automatic Drain		Manual Drain	
		Part #	Price/E	Part #	Price/E
1/4"	53	***F73G-2A-MB***	**$182.25**	***F73G-2M-MB***	**$114.70**
3/8"	65	***F73G-3A-MB***	**182.25**	***F73G-3M-MB***	**114.70**
1/2"	69	***F73G-4A-MB***	**182.25**	***F73G-4M-MB***	**114.70**

See pages 236-238 for filter accessories.

FRL's are designed for air service only, unless otherwise indicated.

SAFETY ALERT

SCFM ratings at 100 PSIG inlet pressure.

Norgren Series 1 Airline Filters



with transparent bowl

- 40 micron element
- 7 oz. reservoir
- quick-release bayonet bowl
- prismatic lens liquid level indicator
- particle removal per ISO 8573-1, Class 5 and Class 3
- inlet pressure: transparent bowl: **150 PSI** at ambient temperature (70°F) metal bowl: **250 PSI** at ambient temperature (70°F)

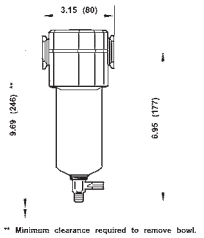

1/2" with Transparent Bowl and Guard

Port Size	SCFM	Automatic Drain Part #	Automatic Drain Price/E	Manual Drain Part #	Manual Drain Price/E
3/8"	112	***F74G-3A***	**$220.40**	***F74G-3M***	**$152.75**
1/2"	140	***F74G-4A***	**220.40**	***F74G-4M***	**152.75**
3/4"	140	***F74G-6A***	**220.40**	***F74G-6M***	**152.75**



with metal bowl

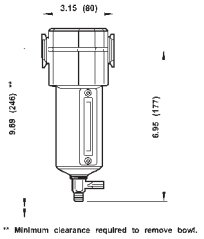

1/2" with Metal Bowl and Sight Glass

Port Size	SCFM	Automatic Drain Part #	Automatic Drain Price/E	Manual Drain Part #	Manual Drain Price/E
3/8"	112	***F74G-3A-MB***	**$224.75**	***F74G-3M-MB***	**$157.30**
1/2"	140	***F74G-4A-MB***	**224.75**	***F74G-4M-MB***	**157.30**
3/4"	140	***F74G-6A-MB***	**224.75**	***F74G-6M-MB***	**157.30**



- 40 micron element
- 1 qt. reservoir
- general purpose with low pressure drop and excellent water removal characteristics
- inlet pressure: **250 PSI** at ambient temperature (70°F)

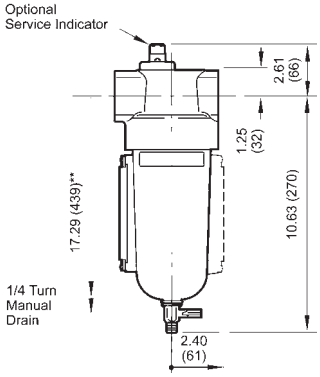

1" with Metal Bowl and Sight Glass

Port Size	SCFM	Automatic Drain Part #	Automatic Drain Price/E	Manual Drain Part #	Manual Drain Price/E
¾"	325	***F17-600A***	**$403.30**	***F17-600M***	**$334.75**
1"	425	***F17-800A***	**403.30**	***F17-800M***	**334.75**
1¼"	425	***F17-A00A***	**460.85**	***F17-A00M***	**391.80**
1½"	425	***F17-B00A***	**460.85**	***F17-B00M***	**391.80**



- 50 micron element
- 7 oz. reservoir
- inlet pressure: **250 PSI** at ambient temperature (70°F)

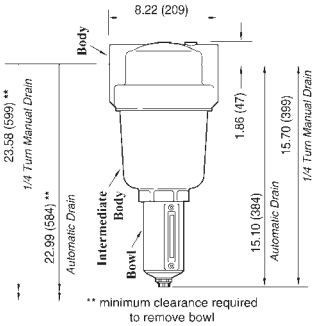

2" with Metal Bowl and Sight Glass

Port Size	SCFM	Automatic Drain Part #	Automatic Drain Price/E	Manual Drain Part #	Manual Drain Price/E
2"	1400	***F18-C00A***	**$1395.35**	***F18-C00M***	**$1324.85**

See pages 236-238 for filter accessories.

SAFETY ALERT

FRL's are designed for air service only, unless otherwise indicated.

SCFM ratings at 100 PSIG inlet pressure.

Norgren Series 1 Oil Removal (Coalescing) Filters

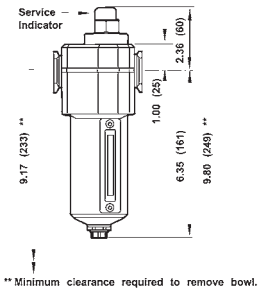

** Minimum clearance required to remove bowl.

- in-line or modular installation
- quick-release bayonet bowl
- prismatic lens liquid level indicator
- provides air quality class 2 hydrocarbon and class 1 particulate removal per ISO 8573-1
- element removes particles down to 0.01mm. Maximum remaining oil content of air leaving the filter is 0.01 ppm at 70°F (21°C) with an inlet concentration of 8 ppm
- service life indicator turns from green to red when element needs to be replaced
- For maximum service life install a general purpose filter upstream of the oil removal filter.

SAFETY ALERT



1/2" Standard Flow with Metal Bowl

Port Size	SCFM Saturated	SCFM Dry	Automatic Drain Part #	Automatic Drain Price/E
3/8"	35	70	***F74C-3A-MB***	**$360.25**
1/2"	35	75	***F74C-4A-MB***	**360.25**

1/2" High Flow with Metal Bowl

Port Size	SCFM Saturated	SCFM Dry	Automatic Drain Part #	Automatic Drain Price/E
1/2"	60	100	***F74H-4A-MB***	**$411.90**
3/4"	60	120	***F74H-6A-MB***	**411.90**

Norgren Series 1 Oil Vapor Removal Filters

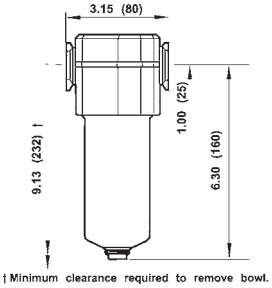

† Minimum clearance required to remove bowl.

- in-line or modular installation
- quick-release bayonet bowl
- Activated carbon cartridge filter element absorbs oil vapors and removes most hydrocarbon odors.
- provides air quality class 1 particulate removal per ISO 8573-1, when used with the F74C series
- Filter and element designs optimizes air velocity and contact time to reduce oil content of air leaving the filter to 0.003 ppm at 70°F (21°C).
- Minimum service life of 400 hours can be expected if the vapor removal filter is protected upstream by an oil removal (coalescing) filter and if the filtration temperature is in the region of **70°** to **80°F** (21° to 26°C). Above this range, oil vapor content of compressed air increases substantially and element service life is reduced.
- Carbon cartridge element provides long service life.
- For maximum service life install a general purpose filter and an oil removal filter upstream of the oil vapor removal filter.

SAFETY ALERT



1/2" with Metal Bowl

Port Size	SCFM	Automatic Drain Part #	Automatic Drain Price/E
3/8"	21	***F74V-3A-MB***	**$339.95**
1/2"	21	***F74V-4A-MB***	**339.95**
3/4"	21	***F74V-6A-MB***	**339.95**

See pages 236-238 for filter accessories.

FRL's are designed for air service only, unless otherwise indicated.

SAFETY ALERT

SCFM ratings at 100 PSIG inlet pressure.

Norgren Series 1 Regulators



- 5-150 PSI range
- inlet pressure: **300 PSI** at ambient temperature (70°F)
- in-line or modular installation
- two full flow 1/8" NPT gauge ports
- models supplied with GC620 gauge
- For 0-60 PSI range, add an L to the end of the part number.

1/4"

Port Size	SCFM	with Gauge		without Gauge	
		Part #	Price/E	Part #	Price/E
1/4"	70	***R72G-2RG***	**$76.95**	***R72G-2R***	**$60.25**
3/8"	70	***R72G-3RG***	**80.55**	***R72G-3R***	**63.85**

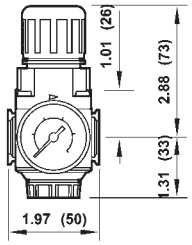



- 5-150 PSI range
- inlet pressure: **300 PSI** at ambient temperature (70°F)
- in-line or modular installation
- relieving type
- two full flow 1/4" NPT gauge ports
- models supplied with GC230 gauge
- For 0-60 PSI range, add an L to the end of the part number.

3/8"

Port Size	SCFM	with Gauge		without Gauge	
		Part #	Price/E	Part #	Price/E
1/4"	91	***R73G-2RG***	**$106.15**	***R73G-2R***	**$85.45**
3/8"	144	***R73G-3RG***	**106.15**	***R73G-3R***	**85.45**
1/2"	144	***R73G-4RG***	**106.15**	***R73G-4R***	**85.45**

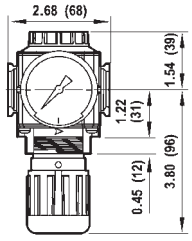



- 5-150 PSI range
- inlet pressure: **300 PSI** at ambient temperature (70°F)
- in-line or modular installation
- relieving type
- two full flow 1/4" NPT gauge ports
- models supplied with GC230 gauge
- For 0-60 PSI range, add an L to the end of the part number.

1/2"

Port Size	SCFM	with Gauge		without Gauge	
		Part #	Price/E	Part #	Price/E
3/8"	208	***R74G-3RG***	**$154.15**	***R74G-3R***	**$133.45**
1/2"	220	***R74G-4RG***	**154.15**	***R74G-4R***	**133.45**
3/4"	220	***R74G-6RG***	**154.15**	***R74G-6R***	**133.45**

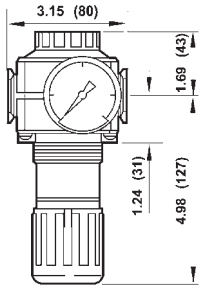



- 5-125 PSI range
- inlet pressure: **300 PSI** at ambient temperature (70°F)
- in-line or modular installation
- relieving type
- two full flow 1/4" NPT gauge ports
- models supplied with GC230 gauge

1"

Port Size	SCFM	with Gauge		without Gauge	
		Part #	Price/E	Part #	Price/E
¾"	440	***R17-600RG***	**$276.35**	***R17-600R***	**$255.65**
1"	480	***R17-800RG***	**276.35**	***R17-800R***	**255.65**
1¼"	400	***R17-A00RG***	**333.75**	***R17-A00R***	**313.05**
1½"	440	***R17-B00RG***	**333.75**	***R17-B00R***	**313.05**

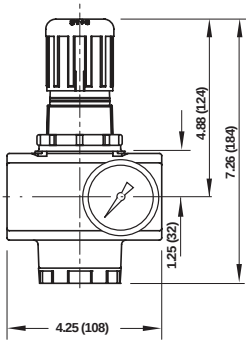



- 5-125 PSI range
- inlet pressure: **450 PSI** at ambient temperature (70°F)
- relieving type
- two full flow 1/4" NPT gauge ports
- models supplied with GC230 gauge

2"

Port Size	SCFM	with Gauge		without Gauge	
		Part #	Price/E	Part #	Price/E
2"	2000	***R18-C05RG***	**$1648.60**	***R18-C05R***	**$1627.90**

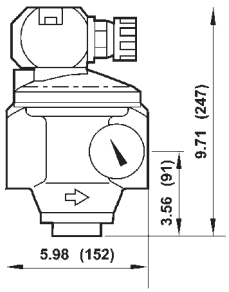

See pages 238-239 for regulator accessories.

SAFETY ALERT

FRL's are designed for air service only, unless otherwise indicated.

SCFM ratings at 100 PSIG inlet pressure.

Miniature Non-Repairable General Purpose Regulators

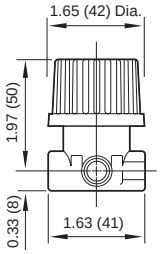

- 5-125 PSI range
- lightweight construction
- left to right flow
- wrench flats for easy installation
- relieving piston design allows reduction of downstream pressure when the system is dead-ended
- model supplied with a GC620 gauge



Compact

Port Size	SCFM	with Gauge		without Gauge	
		Part #	Price/E	Part #	Price/E
1/4"	13	***R46-200RG***	**$59.95**	***R46-200R***	**$43.25**

Norgren Series 1 General Regulators

Floating valve pin provides positive seating and dependability. Large diaphragm provides quick response to flow demands and line pressure changes. Balanced valve reduces inlet pressure variations on outlet pressure.

- 5-125 PSI range
- inlet pressure: **400 PSI** at ambient temperature (70°F)
- T-handle adjustment
- models supplied with GC620 gauge



Port Size	SCFM	with Gauge	
		Part #	Price/E
1/4"	110	***R11-013RG***	**$302.30**
3/8"	110	***R11-037RG***	**302.30**
1/2"	260	***R11-061RG***	**352.75**

Norgren Series 1 Manifold Regulators

Manifold up to six regulators on a single air supply. Design allows in-line installation with hex nipple or modular installation with 72 Series accessories (see page 239).

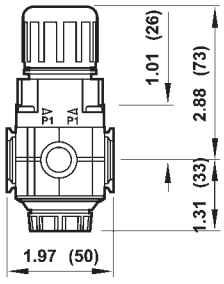

- 5-150 PSI range
- inlet pressure: **300 PSI** at ambient temperature (70°F)
- models supplied with GC620 gauge



1/4"

Port Size	SCFM	with Gauge		without Gauge	
		Part #	Price/E	Part #	Price/E
1/4"	83	***R72M-2RG***	**$142.65**	***R72M-2R***	**$125.95**
3/8"	83	***R72M-3RG***	**146.15**	***R72M-3R***	**129.45**

Norgren Series 1 Cylinder Gas Regulator

UL listed for service with Carbon Dioxide, water, pumped air, Nitrogen, Argon, Helium, Krypton, Neon and Xenon.
Not to be used with flammable gases. SAFETY ALERT

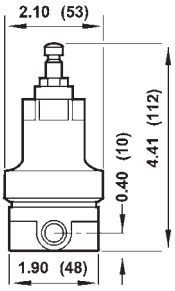

- 5-125 PSI range
- inlet pressure: **3000 PSI** at ambient temperature (70°F)
- relieving type
- two ports for high pressure and two ports for service



Port Size	SCFM	without Gauge	
		Part #	Price/E
1/4"	10	***R83-200R***	**$150.55**

See pages 238-239 for regulator accessories.

FRL's are designed for air service only, unless otherwise indicated. SAFETY ALERT

SCFM ratings at 100 PSIG inlet pressure.

Norgren Series 1 Miniature Water Regulator

Designed for use with deionized water and potable water systems. Plastic and metals in contact with fluid are approved by the National Sanitation Foundation (NSF) or the Food and Drug Administration (FDA) for use in potable water systems. Elastomers are food grade.



- non-relieving type
- models supplied with GC620 gauge

Port Size	GPM	with Gauge	
		Part #	Price/E
1/4"	1.75	***R91-221RG***	**$83.15**

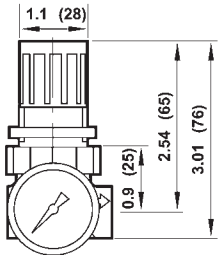

Norgren Series 1 Water Regulators

Used in water systems to reduce and maintain pressure at a nearly constant level despite changes in the inlet pressure and changes in downstream flow requirements. Brass body and aluminum bonnet.



- 5-125 PSI range
- inlet pressure: **400 PSI** at ambient temperature (70°F)
- T-handle adjustment
- non-relieving type
- gauge port is full-flow and can be used as an outlet port
- models supplied with GC230 gauge

Port Size	GPM	with Gauge	
		Part #	Price/E
1/4"	5	***R43-201RG***	**$268.05**
3/8"	5	***R43-301RG***	**268.05**
1/2"	10	***R43-406RG***	**337.65**

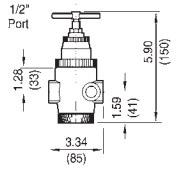

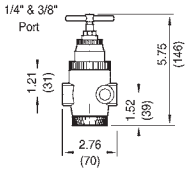

Norgren Series 1 Water Pressure Regulators

Balanced valve minimizes effects of the inlet pressure variations on outlet pressure. Body, valve and bottom plug are brass. Bonnet is aluminum and steel. Elastomers are nitrile.



- inlet pressure: **400 PSI**
- T-handle adjustment
- non-relieving type
- operating temperature:
  water service: **35°** to **200°F** (2° to 93°C)
  air service: **-30°** to **200°F** (-34° to 93°C)

Port Size	GPM	without Gauge	
		Part #	Price/E
3/4"	27.5	***11-009-065***	**$1115.55**
1"	27.5	***11-009-081***	**1115.55**

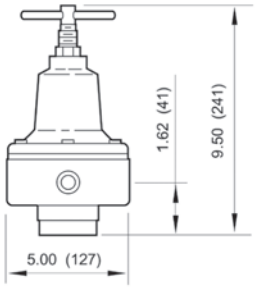

See pages 238-239 for regulator accessories.

SCFM ratings at 100 PSIG inlet pressure.

Norgren Series 1 Filter / Regulators

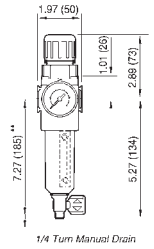

1/4 Turn Manual Drain

** minimum clearance required to remove bowl

- 5-150 PSI range
- in-line or modular installation
- 40 micron element
- 2 oz. reservoir
- quick-release bayonet bowl
- prismatic lens liquid level indicator
- particle removal per ISO 8573-1, Class 5 and Class 3
- models supplied with GC620 gauge
- inlet pressure: transparent bowl: **150 PSI** at ambient temperature (70°F) metal bowl: **250 PSI** at ambient temperature (70°F)


with transparent bowl

1/4" with Transparent Bowl

Port Size	SCFM	Semi-Automatic Drain Part #	Semi-Automatic Drain Price/E	Manual Drain Part #	Manual Drain Price/E
1/4"	80	***B72G-2AG***	**$188.85**	***B72G-2MG***	**$133.90**
3/8"	80	***B72G-3AG***	**191.95**	***B72G-3MG***	**137.15**

1/4" with Metal Bowl and Sight Glass

Port Size	SCFM	Semi-Automatic Drain Part #	Semi-Automatic Drain Price/E	Manual Drain Part #	Manual Drain Price/E
1/4"	80	***B72G-2AG-MB***	**$203.55**	***B72G-2MG-MB***	**$148.80**
3/8"	80	***B72G-3AG-MB***	**207.35**	***B72G-3MG-MB***	**152.30**

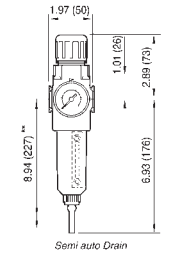

Semi auto Drain

** minimum clearance required to remove bowl

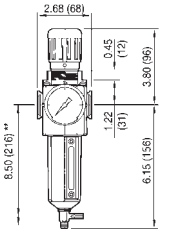

1/4 Turn Manual Drain

** minimum clearance required to remove bowl

- 5-150 PSI range
- in-line or modular installation
- 40 micron element
- 2 oz. reservoir
- quick-release bayonet bowl
- prismatic lens liquid level indicator
- particle removal per ISO 8573-1, Class 5 and Class 3
- models supplied with GC230 gauge
- inlet pressure: transparent bowl: **150 PSI** at ambient temperature (70°F) metal bowl: **250 PSI** at ambient temperature (70°F)


with transparent bowl

3/8" with Transparent Bowl

Port Size	SCFM	Automatic Drain Part #	Automatic Drain Price/E	Manual Drain Part #	Manual Drain Price/E
1/4"	78	***B73G-2AG***	**$268.50**	***B73G-2MG***	**$201.10**
3/8"	123	***B73G-3AG***	**268.50**	***B73G-3MG***	**201.10**
1/2"	123	***B73G-4AG***	**268.50**	***B73G-4MG***	**201.10**

3/8" with Metal Bowl and Sight Glass

Port Size	SCFM	Automatic Drain Part #	Automatic Drain Price/E	Manual Drain Part #	Manual Drain Price/E
1/4"	78	***B73G-2AG-MB***	**$277.10**	***B73G-2MG-MB***	**$209.60**
3/8"	123	***B73G-3AG-MB***	**277.10**	***B73G-3MG-MB***	**209.60**
1/2"	123	***B73G-4AG-MB***	**277.10**	***B73G-4MG-MB***	**209.60**

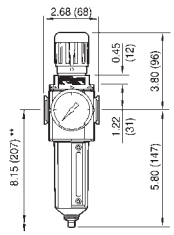

Automatic Drain

** minimum clearance required to remove bowl


with metal bowl

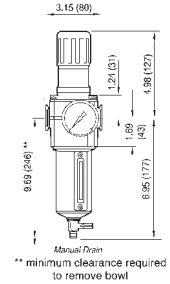

Manual Drain

** minimum clearance required to remove bowl

- 5-125 PSI range
- 40 micron element
- 7 oz. reservoir
- relieving type
- models supplied with GC230 gauge


with guard

1/2" with Transparent Bowl and Guard

Port Size	SCFM	Automatic Drain Part #	Automatic Drain Price/E	Manual Drain Part #	Manual Drain Price/E
3/8"	163	***B74G-3AG***	**$315.85**	***B74G-3MG***	**$248.40**
1/2"	212	***B74G-4AG***	**315.85**	***B74G-4MG***	**248.40**
3/4"	212	***B74G-6AG***	**315.85**	***B74G-6MG***	**248.40**

1/2" with Metal Bowl and Sight Glass

Port Size	SCFM	Automatic Drain Part #	Automatic Drain Price/E	Manual Drain Part #	Manual Drain Price/E
3/8"	163	***B74G-3AG-MB***	**$320.40**	***B74G-3MG-MB***	**$252.80**
1/2"	212	***B74G-4AG-MB***	**320.40**	***B74G-4MG-MB***	**252.80**
3/4"	212	***B74G-6AG-MB***	**346.95**	***B74G-6MG-MB***	**252.80**

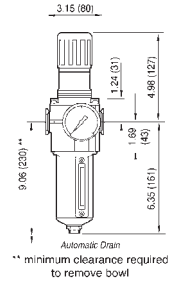

Automatic Drain

** minimum clearance required to remove bowl


with metal bowl

See page 242 for filter/regulator accessories.

FRL's are designed for air service only, unless otherwise indicated.

SAFETY ALERT

SCFM ratings at 100 PSIG inlet pressure.

Norgren Series 1 Micro-Fog Lubricators

- Micro-fog lubricators, identified by a red adjusting screw, are used for applications containing one or more points of lubrication, cylinders and multiple or single tools.
- Air flow through the lubricator lifts oil from the reservoir to the sight-feed dome. Oil is dropped into the fog generator and atomized into a fine mist. Lightweight particles are delivered downstream for lubrication. Heavier particles fall back into the reservoir.
- The micro-fog lubricator delivers 10% of the oil drops visible through the transparent sight-feed dome.
- *Micro-fog lubricators cannot be filled under pressure.* SAFETY ALERT



with transparent bowl

- 2 oz. reservoir
- in-line or modular installation
- quick release bayonet bowl
- micro-fog design delivers aerosol mist
- recommended lubricants: misting type oil rated 50 to 200 SSU (ISO Grade 7 to 46) at 100°F
- maximum operating conditions: transparent bowl: **150 PSI** and **125°F** metal bowl: **250 PSI** and **175°F**

1/4"

Port Size	SCFM	Transparent Bowl Part #	Transparent Bowl Price/E	Metal Bowl Part #	Metal Bowl Price/E
1/4"	51	***L72M-2***	**$97.05**	***L72M-2MB***	**$112.30**
3/8"	51	***L72M-3***	**100.75**	***L72M-3MB***	**115.85**

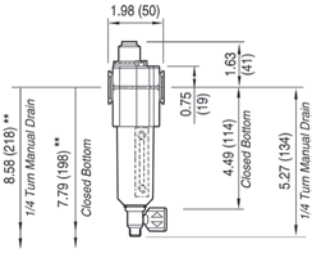



with metal bowl

- 4 oz. reservoir
- in-line or modular installation
- quick release bayonet bowl
- micro-fog design delivers aerosol mist
- recommended lubricants: misting type oil rated 50 to 200 SSU (ISO Grade 7 to 46) at 100°F
- maximum operating conditions: transparent bowl: **150 PSI** and **125°F** metal bowl: **250 PSI** and **175°F**

3/8"

Port Size	SCFM	Transparent Bowl Part #	Transparent Bowl Price/E	Metal Bowl Part #	Metal Bowl Price/E
1/4"	70	***L73M-2***	**$130.70**	***L73M-2MB***	**$139.40**
3/8"	70	***L73M-3***	**130.70**	***L73M-3MB***	**139.40**
1/2"	70	***L73M-4***	**130.70**	***L73M-4MB***	**139.40**

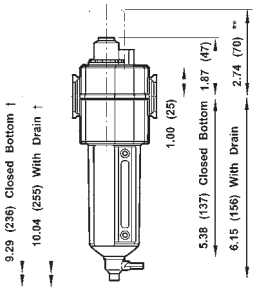

See pages 240-241 for lubricator accessories. See page 136 for air tool lubricant.

SAFETY ALERT

FRL's are designed for air service only, unless otherwise indicated.

SCFM ratings at 100 PSIG inlet pressure.

Norgren Series 1 Micro-Fog Lubricators

- Micro-fog lubricators, identified by a red adjusting screw, are used for applications containing one or more points of lubrication, cylinders and multiple or single tools.
- Air flow through the lubricator lifts oil from the reservoir to the sight-feed dome. Oil is dropped into the fog generator and atomized into a fine mist. Lightweight particles are delivered downstream for lubrication. Heavier particles fall back into the reservoir.
- The micro-fog lubricator delivers 10% of the oil drops visible through the transparent sight-feed dome.
- *Micro-fog lubricators cannot be filled under pressure.* SAFETY ALERT

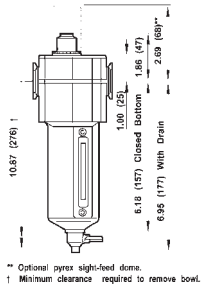

- 7 oz. reservoir
- in-line or modular installation
- quick release bayonet bowl
- micro-fog design delivers aerosol mist
- recommended lubricants: misting type oil rated 50 to 200 SSU (ISO Grade 7 to 46) at 100°F
- maximum operating conditions: transparent bowl: **150 PSI** and **125°F** metal bowl: **250 PSI** and **175°F**

1/2"

Port Size	SCFM	Transparent Bowl		Metal Bowl	
		Part #	Price/E	Part #	Price/E
3/8"	114	***L74M-3***	**$165.60**	***L74M-3MB***	**$169.95**
1/2"	154	***L74M-4***	**165.60**	***L74M-4MB***	**169.95**
3/4"	142	***L74M-6***	**165.60**	***L74M-6MB***	**169.95**



metal bowl

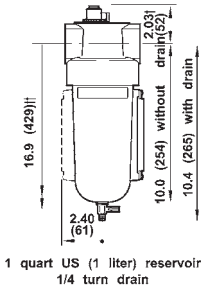

- 1 qt. reservoir
- oil level sight gauge
- one turn threaded bowl attachment permits easy maintenance
- inlet pressure: **250 PSI** at ambient temperature (70°F)

1"

Port Size	SCFM	Metal Bowl with Sight Glass	
		Part #	Price/E
¾"	160	***L17-600A***	**$337.75**
1"	275	***L17-800A***	**337.75**
1¼"	275	***L17-A00A***	**395.25**
1½"	275	***L17-B00A***	**395.25**


metal bowl

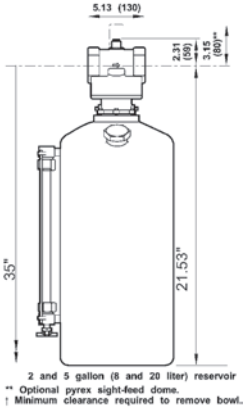

- 2 gallon reservoir
- oil flow can be positively set
- reservoir is ASME construction
- inlet pressure: **250 PSI** at ambient temperature (70°F)

2" General Purpose (Oil-Fog Only)

Port Size	SCFM	Metal Bowl with Sight Glass	
		Part #	Price/E
2"	1000	***10-076-004***	**$5473.10**

See pages 240-241 for lubricator accessories.
See page 136 for air tool lubricant.


metal bowl

FRL's are designed for air service only, unless otherwise indicated. SAFETY ALERT

SCFM ratings at 100 PSIG inlet pressure.

Norgren Series 1 Micro-Fog Lubricator with Pyrex® Sight Feed Dome

- Designed for use with alcohol or other anti-freeze agents when units are installed in cold temperature environments.
- Pyrex® sight feed dome with aluminum case and fluorocarbon O-Rings and seals; Pyrex® sight glass on bowls and metal petcock drain.
- Micro-fog lubricators, identified by a red adjusting screw, are used for applications containing one or more points of lubrication, cylinders and multiple or single tools.
- Air flow through the lubricator lifts oil from the reservoir to the sight-feed dome. Oil is dropped into the fog generator and atomized into a fine mist. Lightweight particles are delivered downstream for lubrication. Heavier particles fall back into the reservoir.
- The micro-fog lubricator delivers 10% of the oil drops visible through the transparent sight-feed dome.
- *Micro-fog lubricators cannot be filled under pressure.* SAFETY ALERT



metal bowl

- 4 oz. reservoir
- in-line or modular installation
- quick release bayonet bowl
- micro-fog design delivers aerosol mist
- recommended lubricants: misting type oil rated 50 to 200 SSU (ISO Grade 7 to 46) at 100°F
- inlet pressure: **250 PSI**
- maximum temperature: **175°F**

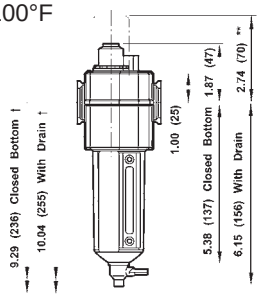

3/8"

Port Size	SCFM	Metal Bowl with Sight Glass Part #	Price/E
1/4"	60	***L73M-2MBPX***	**$243.70**
3/8"	60	***L73M-3MBPX***	**263.80**
1/2"	60	***L73M-4MBPX***	**263.80**



metal bowl

- 7 oz. reservoir
- in-line or modular installation
- quick release bayonet bowl
- micro-fog design delivers aerosol mist
- recommended lubricants: misting type oil rated 50 to 200 SSU (ISO Grade 7 to 46) at 100°F
- inlet pressure: **250 PSI**
- maximum temperature: **175°F**

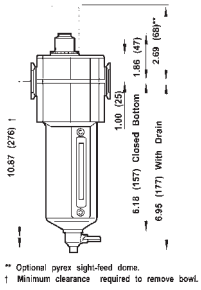

1/2"

Port Size	SCFM	Metal Bowl with Sight Glass Part #	Price/E
3/8"	114	***L74M-3MBPX***	**$322.30**
1/2"	154	***L74M-4MBPX***	**322.30**
3/4"	142	***L74M-6MBPX***	**322.30**


metal bowl

- 1 qt. reservoir
- oil level sight gauge
- particle removal per ISO 8573-1, class 5 and class 3
- one turn threaded bowl attachment permits easy maintenance
- inlet pressure: **250 PSI**

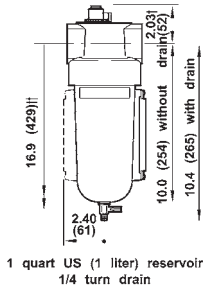

1/2"

Port Size	SCFM	Metal Bowl with Sight Glass Part #	Price/E
¾"	160	***L17-600APX***	**$363.90**
1"	275	***L17-800APX***	**363.90**

See pages 240-241 for lubricator accessories. See page 136 for air tool lubricant.

SAFETY ALERT *FRL's are designed for air service only, unless otherwise indicated.*

SCFM ratings at 100 PSIG inlet pressure.

Norgren Series 1 Oil-Fog Lubricators

- Oil-fog lubricators, identified by a green adjusting screw, are used for lubricating a single air tool or air motor, and are located as near the device as possible.
- All the oil visible dropping through the transparent sight-feed dome goes to the airstream.
- L72C, L73C and L74C OIL-FOG lubricators can be filled under pressure.

- 2 oz. reservoir
- in-line or modular installation
- quick release bayonet bowl
- micro-fog design delivers aerosol mist
- can be filled under pressure
- recommended lubricants: misting type oil rated 50 to 200 SSU (ISO Grade 7 to 46) at 100°F
- maximum operating conditions: transparent bowl: **150 PSI** and **125°F** metal bowl: **250 PSI** and **175°F**

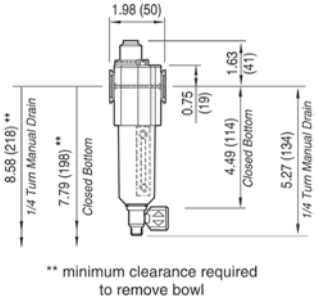

1/4"

Port Size	SCFM	Transparent Bowl		Metal Bowl	
		Part #	Price/E	Part #	Price/E
1/4"	51	***L72C-2***	**$96.75**	***L72C-2MB***	**$112.05**
3/8"	51	***L72C-3***	**100.30**	***L72C-3MB***	**115.50**



with transparent bowl

- 4 oz. reservoir
- in-line or modular installation
- quick release bayonet bowl
- micro-fog design delivers aerosol mist
- can be filled under pressure
- recommended lubricants: misting type oil rated 50 to 200 SSU (ISO Grade 7 to 46) at 100°F
- maximum operating conditions: transparent bowl: **150 PSI** and **125°F** metal bowl: **250 PSI** and **175°F**

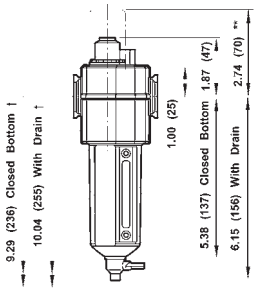

3/8"

Port Size	SCFM	Transparent Bowl		Metal Bowl	
		Part #	Price/E	Part #	Price/E
1/4"	60	***L73C-2***	**$130.70**	***L73C-2MB***	**$139.40**
3/8"	60	***L73C-3***	**130.70**	***L73C-3MB***	**139.40**
1/2"	60	***L73C-4***	**130.70**	***L73C-4MB***	**139.40**



with metal bowl

See pages 240-241 for lubricator accessories. See page 136 for air tool lubricant.

FRL's are designed for air service only, unless otherwise indicated.

SAFETY ALERT

SCFM ratings at 100 PSIG inlet pressure.

Norgren Series 1 Oil-Fog Lubricators

- Oil-fog lubricators, identified by a green adjusting screw, are used for lubricating a single air tool or air motor, and are located as near the device as possible.
- All the oil visible dropping through the transparent sight-feed dome goes to the airstream.
- L72C, L73C and L74C OIL-FOG lubricators can be filled under pressure.



metal bowl

- 7 oz. reservoir
- in-line or modular installation
- quick release bayonet bowl
- micro-fog design delivers aerosol mist
- can be filled under pressure
- recommended lubricants: misting type oil rated 50 to 200 SSU (ISO Grade 7 to 46) at 100°F
- maximum operating conditions: transparent bowl: **150 PSI** and **125°F** metal bowl: **250 PSI** and **175°F**

1/2"

Port Size	SCFM	Transparent Bowl		Metal Bowl	
		Part #	Price/E	Part #	Price/E
3/8"	118	***L74C-3***	**$165.60**	***L74C-3MB***	**$169.95**
1/2"	192	***L74C-4***	**165.60**	***L74C-4MB***	**169.95**
3/4"	186	***L74C-6***	**165.60**	***L74C-6MB***	**169.95**

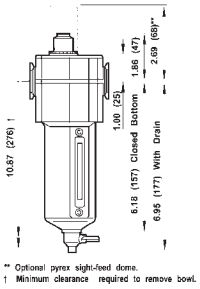


metal bowl

- 1 qt. reservoir
- oil level sight gauge
- *cannot be filled under pressure* SAFETY ALERT
- one turn threaded bowl attachment permits easy maintenance
- inlet pressure: **250 PSI** at ambient temperature (70°F)

1"

Port Size	SCFM	Metal Bowl with Sight Glass	
		Part #	Price/E
¾"	160	***L17-600D***	**$337.75**
1"	275	***L17-800D***	**337.75**
1¼"	275	***L17-A00D***	**395.25**
1½"	275	***L17-B00D***	**395.25**

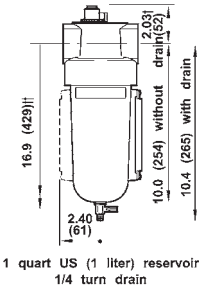


metal bowl

- 2 gallon reservoir
- oil flow can be positively set
- *cannot be filled under pressure* SAFETY ALERT
- reservoir is ASME construction
- inlet pressure: **250 PSI** at ambient temperature (70°F)

2" General Purpose (Oil-Fog Only)

Port Size	SCFM	Metal Bowl with Sight Glass	
		Part #	Price/E
2"	1000	***10-076-004***	**$5473.10**

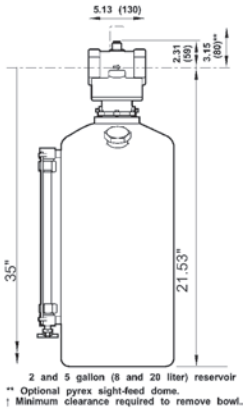

See pages 240-241 for lubricator accessories. See page 136 for air tool lubricant.

SAFETY ALERT

FRL's are designed for air service only, unless otherwise indicated.

SCFM ratings at 100 PSIG inlet pressure.

Norgren Series 1 Combination Units

- These units are intended for use in industrial compressed air systems only. Not for use with fluids. They must not be used where pressure or temperature may exceed maximum rated operating conditions.
- Combination Units are supplied with micro-fog lubricators.
- The polycarbonated plastic bowls used on these units can be damaged and possibly burst if exposed to such substances as certain solvents, strong alkalies, compressor oils that contain ester-based additives or synthetic oils. Fumes of these substances in contact with the polycarbonate bowl, externally or internally, can also result in damage. Use metal bowl in applications where a plastic bowl might be exposed to substances that are incompatible with polycarbonates. Clean with warm water only.

SAFETY ALERT

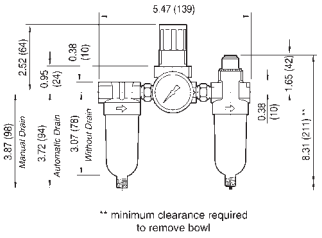

- 5-125 PSI range
- 1 oz. reservoir
- inlet pressure **150 PSI** maximum at ambient temperature (70°F)
- models supplied with a GC620 gauge

Miniature Combination Units with Transparent Bowl

Port Size	SCFM	Automatic Drain Part #	Automatic Drain Price/E	Manual Drain Part #	Manual Drain Price/E
1/8"	14	***P1A-100A***	**$249.65**	***P1A-100M***	**$240.55**
1/4"	14	***P1A-200A***	**250.90**	***P1A-200M***	**241.80**


transparent bowls

- 5-150 PSI range
- 2 oz. reservoir
- inlet pressure: transparent bowl: **150 PSI** at ambient temperature (70°F) metal bowl: **250 PSI** at ambient temperature (70°F)
- models supplied with a GC620 gauge
- connected modularly
- Includes 2 clamps and wall mounting brackets **#** 4214-52, 2 clamps **#** 4214-51 and 2 NPT pipe adapters. See modular components on pages 237, 239 and 241 for other options.

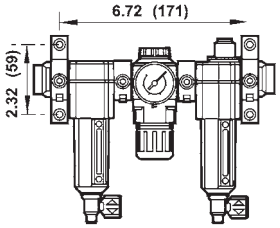

1/4" Combination Unit with Transparent Bowl

Port Size	SCFM	Automatic Drain Part #	Automatic Drain Price/E	Manual Drain Part #	Manual Drain Price/E
1/4"	36	***E72-2A***	**$483.00**	***E72-2M***	**$428.45**
3/8"	36	***E72-3A***	**493.85**	***E72-3M***	**439.05**

1/4" Combination Unit with Metal Bowl

Port Size	SCFM	Automatic Drain Part #	Automatic Drain Price/E	Manual Drain Part #	Manual Drain Price/E
1/4"	36	***E72-2A-MB***	**$513.55**	***E72-2M-MB***	**$458.60**
3/8"	36	***E72-3A-MB***	**523.95**	***E72-3M-MB***	**469.05**


transparent bowls

- 5-150 PSI range
- 2 oz. reservoir
- inlet pressure: transparent bowl: **150 PSI** at ambient temperature (70°F) metal bowl: **250 PSI** at ambient temperature (70°F)
- models supplied with a G230 gauge
- connected modularly
- Includes 2 clamps and wall mounting brackets **#** 4214-52, 2 clamps **#** 4214-51 and 2 NPT pipe adapters. See modular components on pages 237, 239 and 241 for other options.

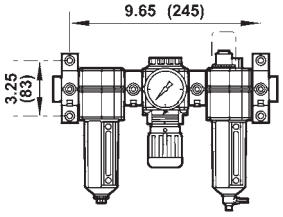

3/8" Combination Unit with Transparent Bowl

Port Size	SCFM	Automatic Drain Part #	Automatic Drain Price/E	Manual Drain Part #	Manual Drain Price/E
1/4"	70	***E73-2A***	**$604.30**	***E73-2M***	**$536.65**
3/8"	70	***E73-3A***	**604.30**	***E73-3M***	**536.65**
1/2"	70	***E73-4A***	**604.30**	***E73-4M***	**536.65**

3/8" Combination Unit with Metal Bowl

Port Size	SCFM	Automatic Drain Part #	Automatic Drain Price/E	Manual Drain Part #	Manual Drain Price/E
1/4"	70	***E73-2A-MB***	**$621.50**	***E73-2M-MB***	**$553.95**
3/8"	70	***E73-3A-MB***	**621.50**	***E73-3M-MB***	**553.95**
1/2"	70	***E73-4A-MB***	**621.50**	***E73-4M-MB***	**553.95**


metal bowls

FRL's are designed for air service only, unless otherwise indicated.

SAFETY ALERT

SCFM ratings at 100 PSIG inlet pressure.

Norgren Series 1 Combination Units

- 5-150 PSI range
- 7 oz. reservoir
- inlet pressure: transparent bowl: **150 PSI** at ambient temperature (70°F) metal bowl: **250 PSI** at ambient temperature (70°F)
- models supplied with a GC230 gauge
- connected modularly
- Includes 2 clamps and wall mounting brackets # 4314-52, 2 clamps # 4314-51 and 2 NPT pipe adapters. See modular components on pages 237, 239 and 241 for other options.



with metal bowls

1/2" Combination Unit with Transparent Bowl and Guard

Port Size	SCFM	Automatic Drain Part #	Automatic Drain Price/E	Manual Drain Part #	Manual Drain Price/E
3/8"	110	***E74-3A***	**$733.85**	***E74-3M***	**$666.20**
1/2"	150	***E74-4A***	**733.85**	***E74-4M***	**666.20**
3/4"	140	***E74-6A***	**733.85**	***E74-6M***	**666.20**

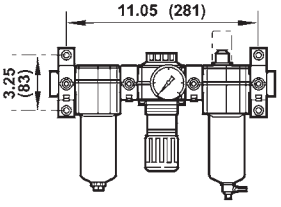

1/2" Combination Unit with Metal Bowl and Sight Glass

Port Size	SCFM	Automatic Drain Part #	Automatic Drain Price/E	Manual Drain Part #	Manual Drain Price/E
3/8"	110	***E74-3A-MB***	**$742.55**	***E74-3M-MB***	**$675.10**
1/2"	150	***E74-4A-MB***	**742.55**	***E74-4M-MB***	**675.10**
3/4"	140	***E74-6A-MB***	**742.55**	***E74-6M-MB***	**675.10**



with metal bowls

- 5-125 PSI range
- 1 qt. reservoir
- inlet pressure: **250 PSI** at ambient temperature (70°F)

1" Combination Unit with Metal Bowl and Sight Glass

Port Size	SCFM	Automatic Drain Part #	Automatic Drain Price/E	Manual Drain Part #	Manual Drain Price/E
3/4"	160	***P8A-660A***	**$1072.05**	***P8A-660M***	**$1003.50**
1"	275	***P8A-860A***	**1064.40**	***P8A-860M***	**995.85**

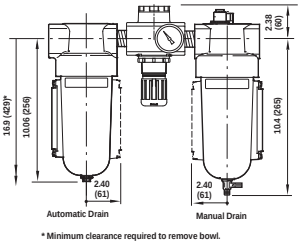

Desiccant Compressed Air Dryers

- Compressed air dryers help to eliminate condensation at the point of use. A replaceable element filters outlet air to help prevent desiccant dust migration downstream.
- Silica gel desiccant changes color from blue to pink when desiccant replacement is needed. Desiccant can be dried and reused by heating to 275°F, or replaced. Moisture indicator on top of body.
- An after filter should be placed downstream from the desiccant dryer to ensure solid contaminants such as desiccant dust do not migrate downstream.

7 oz. reservoir:
- uses 1 gel packet
- nominal air drying capacity 750 cubic feet at 100 PSI and 77°F
- maximum inlet pressure: **150 PSI**
- maximum temperature: **175°F**

1 qt. reservoir:
- uses 5 gel packets
- nominal air drying capacity 6000 cubic feet at 100 PSI and 77°F
- maximum inlet pressure: **250 PSI**
- maximum temperature: **175°F**

- in-line or modular installation
- 1.25 lb. bowl capacity
- quick release bayonet bowl



7 oz. reservoir



1 qt. reservoir

1/4"

Reservoir Size	SCFM	Metal Bowl with Guard Part #	Metal Bowl with Guard Price/E
7 oz.	5	***W74D-2A-MB7***	**$261.35**
1 qt.	10	***W74D-2A-MB32***	**520.65**

See page 236 for silica gel refills.

SAFETY ALERT

FRL's are designed for air service only, unless otherwise indicated.

SCFM ratings at 100 PSIG inlet pressure.

Norgren Series 1 Drip Leg Automatic Drain

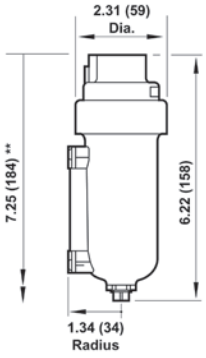

** Minimum clearance to remove bowl.

Used in compressed air systems to automatically expel liquids from piping systems. Installed at low points in piping and at end of pipe network, where water is likely to accumulate.

- metal bowl
- drain is ported to 1/8" NPT
- inlet for metal bowl: **250 PSIG** at ambient temperature (70°F)

Port Size	Part #	Price/E
1/2"	***17-016-107***	**$269.00**



Brass Hex Nipples

Size	Part #	Price/E	Opt Qty
1/8" x 1/8"	***BCN12***	**$2.16**	100
1/4" x 1/4"	***BCN25***	**2.75**	100
3/8" x 3/8"	***BCN37***	**3.71**	50
1/2" x 1/2"	***BCN50***	**5.54**	25
3/4" x 3/4"	***BCN75***	**7.33**	100
1" x 1"	***BCN100***	**17.42**	50



Carbon Steel Close Nipples

- Stainless steel close nipples are available on pages 274 and 589.
- Brass close nipples are available on page 313.

Size	Part #	Price/E	Opt Qty
1" x 1"	***CN100***	**$3.50**	10
1-1/4" x 1-1/4"	***CN125***	**4.40**	10
1-1/2" x 1-1/2"	***CN150***	**5.50**	10
2" x 2"	***CN200***	**7.45**	10



Do not use pipe nipples as hose inserts.

SAFETY ALERT

Norgren Series 1 Filter Accessories



5 micron element
5925-03

Elements

Used On	Description	Part #	Price/E
F07	5 micron	***3652-11***	**$24.55**
F08	5 micron	***3161-16***	**23.40**
	40 micron	***3161-18***	**23.40**
F17	5 micron	***5311-01***	**126.10**
	25 micron	***5311-02***	**126.10**
	40 micron	***5311-03***	**108.00**
F18	5 micron	***5882-11***	**339.40**
	25 micron	***5882-12***	**339.40**
	50 micron	***5882-13***	**339.40**
F72	5 micron	***5925-03***	**15.60**
	40 micron	***5925-02***	**13.00**
F73	5 micron	***4438-01***	**18.85**
	40 micron	***4438-03***	**18.85**
	5 micron	***4338-04***	**20.10**
F74	40 micron	***4338-05***	**18.05**
F74C	oil removal filter	***4344-01***	**116.70**
F74H	oil removal filter	***4344-02***	**173.00**
F74V	vapor removal filter	***4341-01***	**218.45**

Gel Refills

Used On	Description	Part #	Price/E
W74D	5 silica gel refills, .25 lb. ea	***4385-700***	**$202.55**



transparent bowl and guard
4325-51R

Bowls and Bowl Guards

Used On	Description	Part #	Price/E
F07	polycarbonate bowl with auto drain	***3646-51***	**$33.80**
	polycarbonate bowl with manual drain	***3646-53***	**23.10**
F08	transparent bowl with manual drain	***3776-50***	**86.40**
	transparent bowl with auto drain	***3776-51***	**321.00**
F17	metal bowl with drain	***5390-77***	**258.80**
F72	transparent bowl with manual drain	***4266-50RF***	**42.85**
	transparent bowl with semi-automatic drain	***4266-52RF***	**57.80**
F73	transparent bowl with manual drain, ¼ turn	***4425-50RF***	**62.35**
	transparent bowl with auto drain	***4425-51RF***	**158.45**
F74	transparent bowl and guard	***4325-51R***	**65.05**
	transparent bowl assy with manual drain, ¼ turn	***4325-52R***	**160.70**
	bowl guard only	***4326-01***	**27.50**



auto drain
3000-10

Auto and Manual Drains

Used On	Description	Part #	Price/E
F08,F17	auto drain	***3000-10***	**$84.65**
	manual drain assembly	***2796-52***	**16.40**
F72	semi-automatic drain	***5379-RK***	**55.25**
F72, F73	auto drain	***4000-51R***	**39.00**
F74	auto drain	***3000-10***	**84.65**
F72, F73, F74	manual drain	***619-50***	**14.35**



liquid level lens kit
4380-030

Lens Kits

Used On	Description	Part #	Price/E
F72	liquid level lens kit	***4380-020***	**$20.15**
F73	liquid level lens kit	***4380-030***	**20.50**
F74	Pyrex® sight glass kit	***4380-051***	**31.70**

Norgren Series 1 Filter Accessories

Indicator Conversion Kit

- allows addition of service life indicator in the field
- for general purpose and oil removal filters

Used On	Description	Part #	Price/E
F72, F73, F74	service life indicator	***5797-50***	**$72.10**



service life indicator

Mounting Brackets

Used On	Description	Part #	Price/E
F07	mounting bracket only	***5939-06***	**$15.10**
F08	mounting bracket only	***3783-52***	**52.20**
F17	mounting bracket kit for ¾" and 1" ported units	***6212-50***	**117.55**
	mounting bracket kit for 1¼" and 1½" ported units	***6212-51***	**128.55**



mounting bracket
6212-50

Wall Mounting Brackets

- For use instead of quick-clamps and pipe adapters to secure to a wall, machine panel or other flat surface
- Use close nipples to connect combination unit and then place in bracket.

Used On	Description	Part #	Price/E
F72	wall mounting bracket for all F72 series	***4224-50***	**$20.70**
F73	wall mounting bracket for all F73 series	***4424-50***	**19.25**
F74	wall mounting bracket for all F74 series	***4324-50***	**25.50**



4324-50

Quick Clamps and Brackets

Quick-clamp

- provides modular installation capability
- flanges on the products slide into V grooves in clamp
- face-sealing O-rings provide a positive seal when clamp is closed and screw tightened

Bracket for quick-clamp

- provides secure mounting to a wall, machine panel or other flat surface

Used On	Description	Part #	Price/E
F72	quick-clamp	***4214-51***	**$18.20**
	quick-clamp service kit (2 O-rings)	***4384-570***	**13.00**
	wall bracket for quick-clamp (uses 3/16" screws)	***4213-89***	**13.00**
	quick-clamp and bracket assembly	***4214-52***	**23.40**
F73, F74	quick-clamp	***4314-51***	**19.65**
	quick-clamp service kit (2 O-rings)	***4384-770***	**14.35**
	wall bracket for quick-clamp (uses 7/32" screws)	***4313-50***	**15.60**
	quick-clamp and bracket assembly	***4314-52***	**29.90**



quick-clamp



bracket



quick-clamp with bracket

Blocks

- installs with quick-clamps
- provides additional outlets and manifolding capability

Used On	Description	Part #	Price/E
F72	porting block, three 1/4" PTF outlets	***4216-50***	**$37.30**
	manifold block, three 3/8" PTF outlets	***4228-01***	**84.15**
F73, F74	porting block, three 1/4" PTF outlets	***4316-50***	**39.50**
	manifold block, three 3/4" PTF outlets	***4328-50***	**78.45**



porting block



manifold block

Adapters

- installs with quick-clamps
- provides PTF connections to system piping
- sold individually

Used On	Description	Part #	Price/E
F72	1/4" PTF connections	***4215-02***	**$31.20**
	3/8" PTF connections	***4215-03***	**20.80**
F73, F74	1/4" PTF connections	***4315-01***	**27.30**
	3/8" PTF connections	***4315-02***	**27.30**
	1/2" PTF connections	***4315-03***	**28.55**
	3/4" PTF connections	***4315-04***	**27.30**



pipe adapters

Norgren Series 1 Filter Accessories

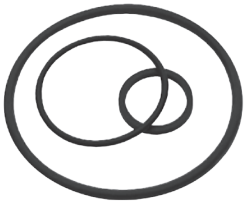

4380-700

Service Kits

Used On	Description	Part #	Price/E
F08	O-rings, seals, and gaskets	***3163-05***	**$10.95**
F17	O-rings, seals, and gaskets	***5578-05***	**35.05**
F18	O-rings, seals, and gaskets	***5945-50***	**43.40**
F72	O-rings, seals, and gaskets	***4380-500***	**13.35**
F73	O-rings, seals, and gaskets	***4380-600***	**13.10**
F74	O-rings, seals, and gaskets	***4380-700***	**14.35**

Norgren Series 1 Regulator Accessories

Replacement Springs



4432-02

Used On	Description	Part #	Price/E
R72	5-60 PSI	***4232-02***	**$15.60**
	5-150 PSI	***4232-03***	**13.55**
R73	5-60 PSI	***4432-01***	**15.60**
	5-150 PSI	***4432-02***	**15.60**
R74	5-60 PSI	***4332-01***	**13.80**
	5-150 PSI	***4332-02***	**13.80**

Tamper Resistant Cover and Seal Wire



tamper resistant cover

- helps prevent unauthorized adjustment to the pressure setting
- cover can be locked in place with up to four padlocks
- installs on adjusting knob

Used On	Description	Part #	Price/E
R72	tamper proof kit	***4255-51***	**$16.95**
R73	tamper proof kit	***4455-51***	**22.20**
R74	tamper proof kit	***4355-51***	**22.50**

Panel Nuts



panel nut

Used On	Description	Part #	Price/E
R07	plastic panel nut	***2962-89***	**$8.45**
R08	plastic panel nut	***5191-89***	**16.40**
R17	metal panel nut	***5226-97***	**35.60**
R22	stainless steel panel nut	***5988-02***	**106.50**
R72	plastic panel nut	***4248-89***	**10.40**
R73	zinc panel nut	***5191-88***	**11.95**
R74	zinc panel nut	***4348-89***	**10.25**

Repair Kits



3407-01



4381-700

Used On	Description	Part #	Price/E
R06	diaphragm, relieving	***3407-01***	**$29.35**
R07	diaphragm, relieving	***3407-02***	**29.35**
R08	diaphragm, relieving	***5298-14***	**70.95**
R11	diaphragm, relieving	***529-03***	**113.50**
R17	diaphragm, relieving	***5578-02***	**102.15**
R18	seal kit only	***5945-40***	**34.15**
R72	diaphragm, relieving	***4381-500***	**25.00**
R73	diaphragm, relieving	***4381-600***	**37.70**
R74	diaphragm, relieving	***4381-700***	**43.65**

Norgren Series 1 Regulator Accessories

Mounting Brackets

Used On	Description	Part #	Price/E
R07	mounting bracket with plastic panel nut	***18-025-003***	**$18.20**
R08	mounting bracket with plastic panel nut	***5203-06***	**32.35**
R17	mounting bracket with plastic panel nut	***5570-04***	**45.50**
R22	mounting bracket	***18-001-962***	**85.70**
	mounting bracket with panel nut	***18-001-959***	**272.20**



18-025-003



5203-06

Wall Mounting Brackets

- For use instead of quick-clamps and pipe adapters to secure to a wall, machine panel or other flat surface
- Use close nipples to connect combination unit and then place in bracket.

Used On	Description	Part #	Price/E
R72	wall mounting bracket for all R72 series	***4224-50***	**$20.70**
R73	wall mounting bracket for all R73 series	***4424-50***	**19.25**
R74	wall mounting bracket for all R74 series	***4324-50***	**25.50**



4324-50

Quick Clamps and Brackets

Quick-clamp

- provides modular installation capability
- flanges on the products slide into V grooves in clamp
- face-sealing O-rings provide a positive seal when clamp is closed and screw tightened

Bracket for quick-clamp

- provides secure mounting to a wall, machine panel or other flat surface

Used On	Description	Part #	Price/E
R72	quick-clamp	***4214-51***	**$18.20**
	quick-clamp service kit (2 O-rings)	***4384-570***	**13.00**
	wall bracket for quick-clamp (uses 3/16" screws)	***4213-89***	**13.00**
	quick-clamp and bracket assembly	***4214-52***	**23.40**
R73, R74	quick-clamp	***4314-51***	**19.65**
	quick-clamp service kit (2 O-rings)	***4384-770***	**14.35**
	wall bracket for quick-clamp (uses 7/32" screws)	***4313-50***	**15.60**
	quick-clamp and bracket assembly	***4314-52***	**29.90**



quick-clamp



bracket



quick-clamp with bracket

Blocks

- installs with quick-clamps
- provides additional outlets and manifolding capability

Used On	Description	Part #	Price/E
R72	porting block, three 1/4" PTF outlets	***4216-50***	**$37.30**
	manifold block, three 3/8" PTF outlets	***4228-01***	**84.15**
R73, R74	porting block, three 1/4" PTF outlets	***4316-50***	**39.50**
	manifold block, three 3/4" PTF outlets	***4328-50***	**78.45**



porting block



manifold block

Adapters

- installs with quick-clamps
- provides PTF connections to system piping
- sold individually

Used On	Description	Part #	Price/E
R72	1/4" PTF connections	***4215-02***	**$31.20**
	3/8" PTF connections	***4215-03***	**20.80**
R73, R74	1/4" PTF connections	***4315-01***	**27.30**
	3/8" PTF connections	***4315-02***	**27.30**
	1/2" PTF connections	***4315-03***	**28.55**
	3/4" PTF connections	***4315-04***	**27.30**



pipe adapters

see page 254 for replacement gauges

Norgren Series 1 Lubricator Accessories

Bowls and Bowl Guards



3776-54

Used On	Description	Part #	Price/E
L07	polycarbonate bowl with manual drain	***3646-54***	**$20.80**
L08	transparent bowl with manual drain	***3776-54***	**74.70**
L73	transparent bowl with manual drain	***4425-50RL***	**70.15**
L74	metal bowl with Pyrex® liquid level indicator and ¼ turn manual drain	***4303-77R***	**137.85**
	transparent bowl with manual drain	***4325-50R***	**65.05**
	bowl guard only	***4326-01***	**27.50**

Auto and Manual Drain



2796-52

Used On	Description	Part #	Price/E
L08, L17	manual drain assembly	***2796-52***	**$16.40**

Seal Wire

- provides tamper resistant protection of the lubricator drip rate setting



seal wire

Used On	Description	Part #	Price/E
L73, L74	metal	***2117-01***	**$14.80**

Domes, Caps and Plugs



18-011-021



5605-50

Used On	Description	Part #	Price/E
L08	quick fill cap	***18-011-024***	**$29.35**
L17, L74	quick fill cap	***18-011-021***	**41.85**
L72	acetal fill plug	***4272-99***	**13.00**
L73, L74	aluminum fill plug	***5301-55***	**13.65**
L72, L74, L73	sight feed dome (micro-fogging design)	***4055-50***	**29.60**
	sight feed dome (oil-fogging design)	***4055-51***	**29.60**
L72, L74	Pyrex® sight feed dome	***5605-50***	**164.00**
L74	liquid level indicator repair kit	***4380-050***	**32.20**

Seal Kits

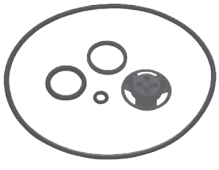

5771-02

Used On	Description	Part #	Price/E
L17	O-rings, seals, and gaskets	***5771-02***	**$14.70**
L72	O-rings, seals, and gaskets	***4382-500***	**13.35**
	Viton® seal	***2325-10***	**9.50**
	buna seal	***720-01***	**13.80**
L73	O-rings, seals, and gaskets	***4382-600***	**15.20**
L74	O-rings, seals, and gaskets	***4382-700***	**13.00**
	Viton® seal	***2325-13***	**14.35**

Mounting Brackets



mounting bracket
6212-50

Used On	Description	Part #	Price/E
L07	mounting bracket only	***5095-17***	**$15.60**
L08	mounting bracket only	***3783-52***	**52.20**
L17	mounting bracket kit for ¾" and 1" ported units	***6212-50***	**117.55**
	mounting bracket kit for 1¼" and 1½" ported units	***6212-51***	**128.55**

Norgren Series 1 Lubricator Accessories

Wall Mounting Brackets

- For use instead of quick-clamps and pipe adapters to secure to a wall, machine panel or other flat surface
- Use close nipples to connect combination unit and then place in bracket.

Used On	Description	Part #	Price/E
L72	wall mounting bracket for all L72 series	***4224-50***	**$20.70**
L73	wall mounting bracket for all L73 series	***4424-50***	**19.25**
L74	wall mounting bracket for L74 series	***4324-50***	**25.50**
	wall mounting bracket for L74 series with 1 quart reservoir	***4324-51***	**50.70**



4324-50

Quick Clamps and Brackets

Quick-clamp
- provides modular installation capability
- flanges on the products slide into V grooves in clamp
- face-sealing O-rings provide a positive seal when clamp is closed and screw tightened

Bracket for quick-clamp
- provides secure mounting to a wall, machine panel or other flat surface

Used On	Description	Part #	Price/E
L72	quick-clamp	***4214-51***	**$18.20**
	quick-clamp service kit (2 O-rings)	***4384-570***	**13.00**
	wall bracket for quick-clamp (uses 3/16" screws)	***4213-89***	**13.00**
	quick-clamp and bracket assembly	***4214-52***	**23.40**
L73, L74	quick-clamp	***4314-51***	**19.65**
	quick-clamp service kit (2 O-rings)	***4384-770***	**14.35**
	wall bracket for quick-clamp (uses 7/32" screws)	***4313-50***	**15.60**
	quick-clamp and bracket assembly	***4314-52***	**29.90**



quick-clamp



bracket



quick-clamp with bracket

Blocks

- installs with quick-clamps
- provides additional outlets and manifolding capability

Used On	Description	Part #	Price/E
L72	porting block, three 1/4" PTF outlets	***4216-50***	**$37.30**
	manifold block, three 3/8" PTF outlets	***4228-01***	**84.15**
L73, L74	porting block, three 1/4" PTF outlets	***4316-50***	**39.50**
	manifold block, three 3/4" PTF outlets	***4328-50***	**78.45**



porting block



manifold block

Adapters

- installs with quick-clamps
- provides PTF connections to system piping
- sold individually

Used On	Description	Part #	Price/E
L72	1/4" PTF connections	***4215-02***	**$31.20**
	3/8" PTF connections	***4215-03***	**20.80**
L73, L74	1/4" PTF connections	***4315-01***	**27.30**
	3/8" PTF connections	***4315-02***	**27.30**
	1/2" PTF connections	***4315-03***	**28.55**
	3/4" PTF connections	***4315-04***	**27.30**



pipe adapters

Norgren Series 1 Filter/Regulator Accessories



4325-51R

Bowls and Bowl Guards

Used On	Description	Part #	Price/E
B74	transparent bowl with manual drain	***4325-51R***	**$65.05**
	transparent bowl with auto drain	***4325-52R***	**160.70**
	bowl guard only	***4326-01***	**27.50**



tamper resistant cover

Tamper Resistant Cover and Seal Wire

- helps prevent unauthorized adjustment to the pressure setting
- cover can be locked in place with up to four padlocks
- installs on adjusting knob

Used On	Description	Part #	Price/E
B72	tamper proof kit	***4255-51***	**$16.95**
B73	tamper proof kit	***4455-51***	**22.50**
B74	tamper proof kit	***4355-51***	**22.20**



panel nut

Panel Nuts

Used On	Description	Part #	Price/E
B08	plastic panel nut	***5191-89***	**$16.40**
B72	plastic panel nut	***4248-89***	**10.40**
B73	zinc panel nut	***5191-88***	**11.95**
B74	zinc panel nut	***4348-89***	**10.25**



18-025-003

Mounting Brackets

Used On	Description	Part #	Price/E
B07	mounting bracket	***18-025-003***	**$18.20**
B08	mounting bracket kit	***5203-06***	**32.35**

see page 254 for replacement gauges

Watts Filters

- 40 micron polypropylene element
- 5 oz. bowl
- zinc body

- operating conditions:
  temperature range: **40°F** (4.4°C) to **120°F** (48.9°C)
  pressure: **150 PSIG** (10.2 bar) maximum

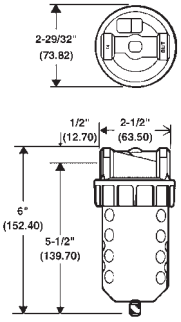

Compact Polycarbonate Bowl with Plastic Bowl Guard

Size	SCFM	Automatic Drain		Manual Drain	
		Part #	Price/E	Part #	Price/E
1/4"	55	***F602-02BJR***	**$174.75**	***F602-02BJ***	**$114.50**
3/8"	75	***F602-03BJR***	**174.75**	***F602-03BJ***	**114.50**



- 40 micron polypropylene element
- 8 oz. bowl
- zinc body

- operating conditions:
  temperature range: **40°F** (4.4°C) to **120°F** (48.9°C)
  pressure: **150 PSIG** (10.2 bar) maximum

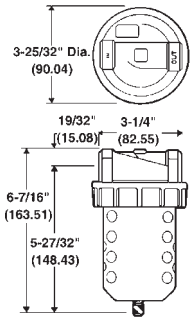

Standard Polycarbonate Bowl with Plastic Bowl Guard

Size	SCFM	Automatic Drain		Manual Drain	
		Part #	Price/E	Part #	Price/E
1/2"	110	***F602-04BJR***	**$217.45**	***F602-04BJ***	**$157.20**



- 40 micron polypropylene element
- 16 oz. bowl
- zinc body

- automatic drain operating conditions:
  temperature range: **40°F** (4.4°C) to **120°F** (48.9°C)
  pressure: **175 PSIG** (12 bar) maximum
- manual drain operating conditions:
  temperature range: **40°F** (4.4°C) to **150°F** (65.6°C)
  pressure: **250 PSIG** (17 bar) maximum

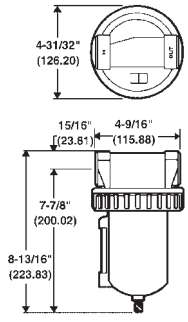

Standard Zinc Bowl with Sight Glass

Size	SCFM	Automatic Drain		Manual Drain	
		Part #	Price/E	Part #	Price/E
3/4"	250	***F602-06WJR***	**$359.40**	***F602-06WJ***	**$299.15**
1"	340	***F602-08WJR***	**359.40**	***F602-08WJ***	**299.15**



See page 248 for filter accessories.

FRL's are designed for air service only, unless otherwise indicated.

SAFETY ALERT

SCFM ratings at 150 PSIG inlet pressure.

Watts Filters

- 40 micron polypropylene element
- 16 oz. bowl
- zinc body
- automatic drain operating conditions: temperature range: **40°F** (4.4°C) to **120°F** (48.9°C) pressure: **175 PSIG** (12 bar) maximum
- manual drain operating conditions: temperature range: **40°F** (4.4°C) to **150°F** (65.6°C) pressure: **250 PSIG** (17 bar) maximum



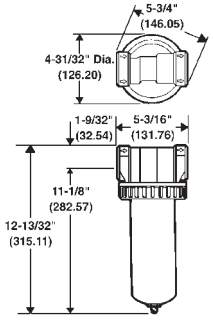

Standard Zinc Bowl with Sight Glass

Size	SCFM	Automatic Drain		Manual Drain	
		Part #	Price/E	Part #	Price/E
1½"	380	***F602-12WJR***	**$420.40**	***F602-12WJ***	**$360.15**

- 40 micron polypropylene element
- 26 oz. bowl
- aluminum body
- automatic drain operating conditions: temperature range: **40°F** (4.4°C) to **120°F** (48.9°C) pressure: **175 PSIG** (12 bar) maximum
- manual drain operating conditions: temperature range: **40°F** (4.4°C) to **150°F** (65.6°C) pressure: **250 PSIG** (17 bar) maximum



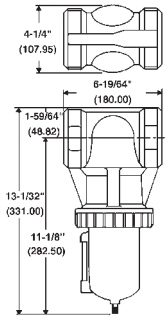

Standard Zinc Bowl with Sight Glass

Size	SCFM	Automatic Drain		Manual Drain	
		Part #	Price/E	Part #	Price/E
2"	1125	***F602-16WJR***	**$1224.50**	***F602-16WJ***	**$1166.35**

See page 248 for filter accessories.

Watts Filter / Regulator

- 2 - 125 PSIG (.15 - 8.5 bar) range
- 40 micron filter
- 4 oz. bowl
- zinc body
- relieving
- diaphragm operated
- spring adjustment mechanism
- glass-filled acetal plastic spring cage
- tamper resistant, snap lock, removable knobs
- temperature range: **40°F** (4.4°C) to **120°F** (48.9°C)
- use a GC230 gauge (not supplied)



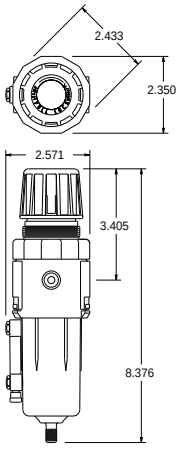

Zinc Bowl with Sight Glass

Size	SCFM	Automatic Drain		Manual Drain	
		Part #	Price/E	Part #	Price/E
1/4"	60	***B11-02WJCR***	**$268.15**	***B11-02WJC***	**$207.90**
3/8"	70	***B11-03WJCR***	**268.15**	***B11-03WJC***	**207.90**
1/2"	80	***B11-04WJCR***	**268.15**	***B11-04WJC***	**207.90**

See page 248-249 for filter/regulator accessories.

SAFETY ALERT

FRL's are designed for air service only, unless otherwise indicated.

SCFM ratings at 150 PSIG inlet pressure.

Watts Regulators

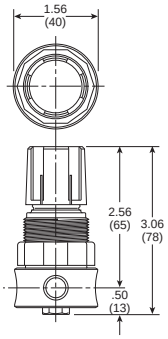

- 2 - 125 PSIG (.15 - 8.5 bar) range
- brass body
- relieving
- diaphragm operated
- non-rising adjusting knob
- supply pressure: **300 PSIG** (20.4 bar) maximum
- temperature range: **40°F** (4.4°C) to **120°F** (48.9°C)
- 1/8" gauge port



Mini

Size	SCFM	With Gauge		Without Gauge	
		Part #	Price/E	Part #	Price/E
1/4"	10	***R364-02CG***	**$78.00**	***R364-02C***	**$57.30**

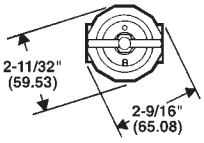

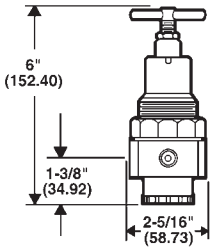

- 2 - 125 PSIG (.15 - 8.5 bar) range
- zinc body
- relieving
- diaphragm operated
- spring adjustment mechanism
- t-Handle design
- supply pressure: **300 PSIG** (20.4 bar) maximum
- temperature range: **40°F** (4.4°C) to **120°F** (48.9°C)
- uses a GC230 gauge



Compact

Size	SCFM	With Gauge		Without Gauge	
		Part #	Price/E	Part #	Price/E
1/4"	60	***R11-02CG***	**$118.35**	***R11-02C***	**$97.65**
3/8"	70	***R11-03CG***	**118.35**	***R11-03C***	**97.65**
1/2"	80	***R11-04CG***	**118.35**	***R11-04C***	**97.65**

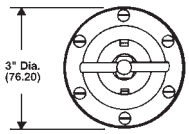

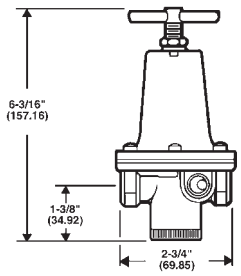

- 2 - 125 PSIG (.15 - 8.5 bar) range
- zinc body
- relieving
- diaphragm operated
- spring adjustment mechanism
- t-Handle design
- brass bottom plug
- aluminum spring cage
- supply pressure: **300 PSIG** (20.4 bar) maximum
- temperature range: **40°F** (4.4°C) to **120°F** (48.9°C)
- uses a GC230 gauge



Standard

Size	SCFM	With Gauge		Without Gauge	
		Part #	Price/E	Part #	Price/E
1/4"	60	***R119-02CG***	**$139.30**	***R119-02C***	**$118.60**
3/8"	80	***R119-03CG***	**139.30**	***R119-03C***	**118.60**
1/2"	100	***R119-04CG***	**162.15**	***R119-04C***	**141.45**

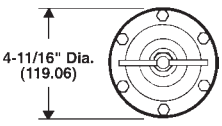

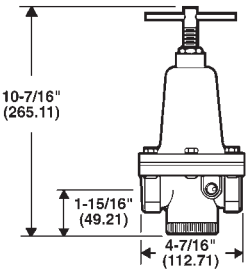

- 2 - 125 PSIG (.15 - 8.5 bar) range
- zinc body
- relieving
- diaphragm operated
- spring adjustment mechanism
- t-handle design
- acetal bottom plug
- aluminum spring cage
- supply pressure: **300 PSIG** (20.4 bar) maximum
- temperature range: **40°F** (4.4°C) to **120°F** (48.9°C)
- uses a GC230 gauge



Standard

Size	SCFM	With Gauge		Without Gauge	
		Part #	Price/E	Part #	Price/E
¾"	200	***R119-06CG***	**$256.25**	***R119-06C***	**$235.55**
1"	220	***R119-08CG***	**256.25**	***R119-08C***	**235.55**
1½"	250	***R119-12CG***	**317.55**	***R119-12C***	**296.85**

See page 249 for regulator accessories.

FRL's are designed for air service only, unless otherwise indicated.

SAFETY ALERT

SCFM ratings at 150 PSIG inlet pressure.

Watts Lubricators

- general purpose
- high performance over a very wide flow range
- lubricator is fillable while under pressure
- rate of lubrication is automatically proportioned to air flow eliminating readjustment



- 5 oz. bowl
- zinc body

- operating conditions:
  temperature range: **40°F** (4.4°C) to **120°F** (48.9°C)
  pressure: **150 PSIG** (10.2 bar) maximum

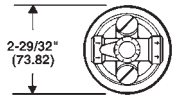

Compact

Size	SCFM	Polycarbonate Bowl with Plastic Bowl Guard Part #	Price/E
1/4"	60	***L606-02B***	**$142.50**
3/8"	90	***L606-03B***	**142.50**

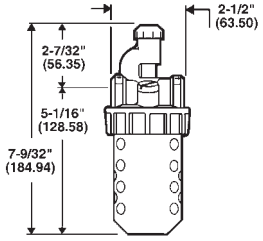



- 8 oz. bowl
- zinc body

- operating conditions:
  temperature range: **40°F** (4.4°C) to **120°F** (48.9°C)
  pressure: **150 PSIG** (10.2 bar) maximum

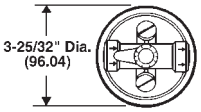

Standard

Size	SCFM	Polycarbonate Bowl with Plastic Bowl Guard Part #	Price/E
1/2"	125	***L606-04B***	**$170.30**

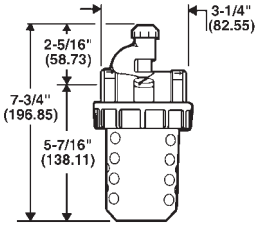



- 16 oz. bowl
- zinc body

- operating conditions:
  temperature range: **40°F** (4.4°C) to **150°F** (65.6°C)
  pressure: **250 PSIG** (17 bar) maximum

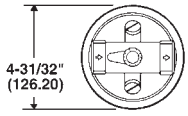

Standard

Size	SCFM	Zinc Bowl with Sight Glass Part #	Price/E
3/4"	275	***L606-06W***	**$306.60**
1"	320	***L606-08W***	**306.60**

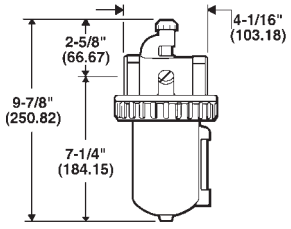



- 16 oz. bowl
- zinc body

- operating conditions:
  temperature range: **40°F** (4.4°C) to **150°F** (65.6°C)
  pressure: **250 PSIG** (17 bar) maximum

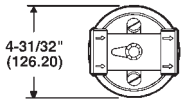

Standard

Size	SCFM	Zinc Bowl with Sight Glass Part #	Price/E
1½"	550	***L606-12W***	**$364.90**

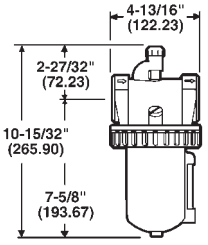

See pages 249 for lubricator accessories. See page 136 for air tool lubricant.

SAFETY ALERT

FRL's are designed for air service only, unless otherwise indicated.

SCFM ratings at 150 PSIG inlet pressure.

Watts Combination Units

- 5 oz. bowl
- 40 micron polypropylene element
- zinc body

- operating conditions:
  temperature range: **40°F** (4.4°C) to **120°F** (48.9°C)
  pressure: **150 PSIG** (10.2 bar) maximum

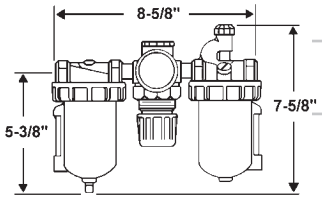

Compact Polycarbonate Bowl with Plastic Bowl Guard

Size	SCFM	Automatic Drain		Manual Drain	
		Part #	Price/E	Part #	Price/E
1/4"	60	***C11-02A***	**$481.20**	***C11-02M***	**$420.95**
3/8"	90	***C11-03A***	**483.00**	***C11-03M***	**422.75**



- 8 oz. bowl
- 40 micron polypropylene element
- zinc body

- operating conditions:
  temperature range: **40°F** (4.4°C) to **120°F** (48.9°C)
  pressure: **150 PSIG** (10.2 bar) maximum

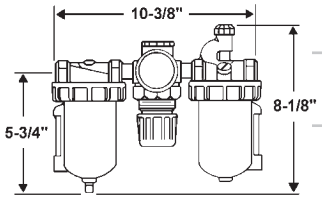

Standard Polycarbonate Bowl with Plastic Bowl Guard

Size	SCFM	Automatic Drain		Manual Drain	
		Part #	Price/E	Part #	Price/E
1/2"	125	***C119-04A***	**$600.95**	***C119-04M***	**$540.70**



- 16 oz. bowl
- 40 micron polypropylene element
- zinc body

- operating conditions:
  temperature range: **40°F** (4.4°C) to **150°F** (65.6°C)
  pressure: **250 PSIG** (17 bar) maximum

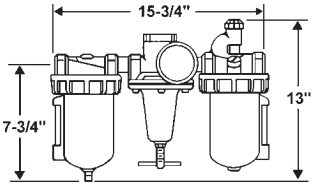

Standard Zinc Bowl with Sight Glass

Size	SCFM	Automatic Drain		Manual Drain	
		Part #	Price/E	Part #	Price/E
3/4"	275	***C119-06AMB***	**$976.90**	***C119-06MMB***	**$916.65**
1"	320	***C119-08AMB***	**969.25**	***C119-08MMB***	**909.00**



- 16 oz. bowl
- 40 micron polypropylene element
- zinc body

- operating conditions:
  temperature range: **40°F** (4.4°C) to **150°F** (65.6°C)
  pressure: **250 PSIG** (17 bar) maximum

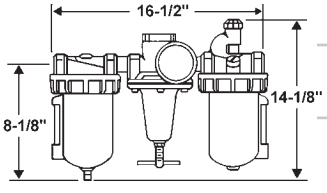

Standard Zinc Bowl with Sight Glass

Size	SCFM	Automatic Drain		Manual Drain	
		Part #	Price/E	Part #	Price/E
1½"	550	***C119-12AMB***	**$1153.85**	***C119-12MMB***	**$1093.60**



FRL's are designed for air service only, unless otherwise indicated.

SAFETY ALERT

SCFM ratings at 150 PSIG inlet pressure.

Watts Filter Accessories



40 micron filter
EK602G

Elements

Used On	Description	Part #	Price/E
F602-02, F602-03	5 micron	***EK602VY***	**$23.45**
F602-02, F602-03	40 micron	***EK602Y***	**23.45**
F602-04	5 micron	***EK602VA***	**36.45**
F602-04	40 micron	***EK602A***	**36.45**
F602-06, F602-08, F602-12	5 micron	***EK602VB***	**62.40**
F602-06, F602-08, F602-12	40 micron	***EK602B***	**62.40**
F602-16	40 micron	***EK602G***	**73.60**



polycarbonate bowl
BK602Y

Bowls and Sight Glass Repair Kit

Used On	Description	Part #	Price/E
F602-02, F602-03	polycarbonate bowl	***BK602Y***	**$56.60**
F602-04	polycarbonate bowl with plastic bowl guard	***BK602A***	**74.35**



internal auto drain
SA602MD

Auto and Manual Drains

Used On	Description	Part #	Price/E
F602	internal auto drain	***SA602MD***	**$60.95**
F602	internal auto drain repair kit	***RK602MD***	**28.15**
F602	manual drain	***SA600Y7-1***	**4.70**



mounting bracket
SA200AW57

Accessories

Used On	Description	Part #	Price/E
F602 compact	mounting bracket	***SAF602-0571***	**$16.85**
F602 standard	mounting bracket	***SAF602-0572***	**25.25**
F602 ¾"	mounting bracket (2 required)	***SA200AW57***	**25.55**
F602 1"	mounting bracket (2 required)	***SA200CW57***	**25.55**

Watts Regulator Accessories

Repair Kits

Used On	Description	Part #	Price/E
R11	relieving diaphragm, valve assembly	***RKR10Y***	**$38.85**
R119-02, R119-03	relieving diaphragm, valve assembly	***RK119Y***	**41.90**
R119-04	relieving diaphragm, valve assembly	***RK119A***	**51.70**
R119-06, R119-08	relieving diaphragm, valve assembly	***RK119B***	**92.50**
R119-12	relieving diaphragm, valve assembly	***RK119D***	**95.75**
R364-02	relieving diaphragm, valve assembly	***RKR164Y***	**26.00**



repair kit
RK119B

Accessories

Used On	Description	Part #	Price/E
R11	mounting bracket with panel nut	***SAR10Y57***	**$13.45**
R119-02, R119-03	mounting bracket	***SA15Y57***	**14.55**
R119-04	mounting bracket	***18A57***	**16.50**
R119-06 R119-08, R119-12	mounting bracket	***18B57***	**41.00**
R364-02	mounting bracket with panel nut	***SA161X57***	**12.70**



mounting bracket
SAR10Y57



mounting bracket
SA15Y57

Watts Lubricator Accessories

Bowls and Sight Glass Repair Kit

Used On	Description	Part #	Price/E
L606-02 L606-03	polycarbonate bowl with plastic bowl guard	***BK606Y***	**$54.05**
L606-04	polycarbonate bowl with plastic bowl guard	***BK606A***	**72.55**
L606-06, L606-08, L606-12	sight glass	***RKB605WB***	**21.40**



polycarbonate bowl
BK602Y

Accessories

Used On	Description	Part #	Price/E
L606-02, L606-03	mounting bracket	***SAF602-0571***	**$16.85**
L606-04	mounting bracket	***SAF602-0572***	**25.25**
L606-06	mounting bracket (2 required)	***SA200AW57***	**25.55**
L606-08	mounting bracket (2 required)	***SA200CW57***	**25.55**



mounting bracket
SA200AW57

Bi-Metal Thermometers

- case: sturdy, corrosion resistant series 304 stainless steel case and bezel
- crystal: optically clear, strong glass, gasketed to maintain weather-tight integrity is standard
- stem: 304 series stainless steel, welded at tip and case connector to prevent leakage, ¼" (6.35 mm) diameter is standard
- hermetic seal: hermetically sealed per ASME B40.3 external reset: slotted-hex adjustment head offers screwdriver or wrench use to field calibrate the thermometer
- bi-metal element: an extremely responsive temperature sensing helix which has been carefully sized and tested, heat treated and aged to relieve inherent stresses and insure continued accuracy
- dampening: bi-metal helix is coated with a viscous silicone to minimize pointer oscillation and to improve temperature transmission
- immersion: for accurate temperature readings, immerse stem a minimum of 2" (50 mm) in agitated liquids or 4" (100 mm) in moving air or gas
- over range: temporary over or under range of 50% of scale up to 260°C or **500°F** will not affect the instrument accuracy
- accuracy: guaranteed to be accurate to within 1% of full scale (Grade A per ASME B40.3) (The American Society of Mechanical Engineers issued a new standard for Bi-Metal Thermometers in 1990 referred to as ASME B40.3.) Standard Connection is ½" male NPT



Model 30
Back Connected 3" Thermometers

Stem Length	Range	Part #	Price/E
2½"	0-250°F/-20-120°C	***30025064***	**$60.15**
2½"	50-500°F/10-260°C	***30025104***	**60.15**
4"	0-250°F/-20-120°C	***30040064***	**60.15**
4"	50-500°F/10-260°C	***30040104***	**60.15**
6"	0-250°F/-20-120°C	***30060064***	**60.15**
6"	50-500°F/10-260°C	***30060104***	**60.15**
9"	0-250°F/-20-120°C	***30090064***	**60.15**
9"	50-500°F/10-260°C	***30090104***	**60.15**



Model 31
Bottom Connected 90° Angle 3" Thermometers

Stem Length	Range	Part #	Price/E
2½"	0-250°F/-20-120°C	***31025064***	**$119.70**
4"	50-500°F/10-260°C	***31040104***	**119.70**



Model 50
Back Connected 5" Thermometers

Stem Length	Range	Part #	Price/E
2½"	50-500°F/10-260°C	***50025104***	**$133.45**
4"	0-250°F/-20-120°C	***50040064***	**133.45**



Model 52
Adjustable Angle 5" Thermometers

Stem Length	Range	Part #	Price/E
2½"	0-250°F/-20-120°C	***52025064***	**$181.05**
4"	0-250°F/-20-120°C	***52040064***	**193.35**
4"	50-500°F/10-260°C	***52040104***	**193.35**

Bi-Metal Pocket Thermometers

- case: 304 stainless steel case, hermetically sealed
- crystal: extra heavy polycarbonate crystal
- stem: 304 series stainless steel
- external reset: hex nut on back of case
- bi-metal element: responsive actuation by bi-metal helix
- dampening: bi-metal helix is coated with a viscous silicone to minimize pointer oscillation
- scale length: approximately 2-1/8" (54mm)
- accuracy: 1%
- carrying case: polyethylene case with clip



range	Part #	Price/E
0-220°F	***PT220***	**$21.80**
50-550°F	***PT550***	**21.80**

Magnetic Surface Mount Thermometers

- case: steel, 2" x ½"
- dial: polished aluminum
- bi-metal element: responsive actuation by bi-metal helix
- accuracy: ± 2%



2" Face

range	Part #	Price/E
0-250°F	***MT250***	**$42.40**
0-500°F	***MT500***	**42.40**

316 Stainless Steel Threaded Thermowells

- ¾" male NPT process connection



'A' dimension	'B' dimension	Part #	Price/E
1-5/8"	2-1/2"	***75TH2R015SS***	**$103.40**
2-1/2"	4"	***75TH2R025SS***	**83.35**
4-1/2"	6"	***75TH2R045SS***	**128.95**
7-1/2"	9"	***75TH2R075SS***	**152.45**

180º Steam Gauge Siphons

In steam service, the siphon will prevent hot steam from entering a pressure gauge, diaphragm seal or transmitter. Recommended for applications involving temperatures above 100°F (37°C). Also *use siphons whenever condensing hot vapors* (not just steam) *are present*.

SAFETY ALERT

- red brass pipe
- complies with ASTM B-43
- withstands pressure of **200 PSI** at **406°F**

male IPS	*Red Brass* Part #	Price/E
1/4"	***401-01***	**$33.25**



401-01

- ¼" NPT schedule 40 steel, welded
- suitable for **175 PSI** at **340°F**

male NPT	*Steel* Part #	Price/E
1/4"	***401-01S***	**$14.25**

Dixon Gauges

All of the gauges supplied by Dixon are designed for long, reliable service under rugged conditions. Typical applications include those on pumps, hydraulic and pneumatic systems, compressors, machine tools and many other installations where it is necessary to have a gauge with a non-corrosive movement. The gauges available include standard dry and liquid-filled pressure gauges, compound pressure gauges, vacuum gauges and welding gauges. Materials available include brass, stainless steel and plastic.

Fig. Inter. - Figure Interval. Increments between PSI numbers on gauge face.

Grad. Inter. - Graduation Interval. Fractional increments between PSI numbers on gauge face.

Brass Standard Dry Gauges

- ASME B40.1 Grade B (± 3/2/3% accuracy)
- polished brass case
- polished brass ring
- copper alloy bourdon tube
- dual PSI / kPa scale dial
- ambient temperature range of **-40°F** to **140°F**



2½" face
¼" lower mount

PSI	Fig. Inter.	Grad. Inter.	Part #	Price/E
0-15	3	.2	***GBR15***	**$51.05**
0-30	5	.5	***GBR30***	**51.05**
0-60	10	1	***GBR60***	**51.05**
0-100	20	2	***GBR100***	**51.05**
0-160	20	2	***GBR160***	**51.05**
0-200	50	5	***GBR200***	**51.05**
0-300	50	5	***GBR300***	**51.05**
0-400	100	10	***GBR400***	**51.05**
0-600	100	10	***GBR600***	**51.05**
0-1000	200	20	***GBR1000***	**59.80**
0-1500	300	20	***GBR1500***	**59.80**
0-2000	500	50	***GBR2000***	**59.80**
0-3000	500	50	***GBR3000***	**59.80**
0-5000	1000	100	***GBR5000***	**64.55**

Process Gauges

Specifically designed for process, chemical and petroleum industries, these process gauges are engineered to deliver years of accurate service while withstanding vibration, corrosive media and corrosive atmosphere.

- ambient process temperature: dry **-40°F** to **200°F** (-40°C to 93°C)
- case: black impact resistant thermoplastic, with safety blowout back, solid front, integral back flange (dry)
- ring: ethylene propylene
- wetted parts: 316L stainless steel
- window: polycarbonate
- dial: white aluminum
- pointer: black aluminum
- accuracy: ± 0.5% ANSI/ASME Grade 2A
- scale: single scale PSI only



4½" face
½" lower mount

PSI	Fig. Inter.	Grad. Inter.	*316L Stainless Steel* Part #	Price/E
0-30	5	.2	***PGS30***	**$177.60**
0-60	10	.5	***PGS60***	**177.60**
0-100	10	1	***PGS100***	**177.60**
0-160	20	1	***PGS160***	**177.60**
0-200	20	2	***PGS200***	**177.60**
0-300	50	2	***PGS300***	**177.60**
0-600	10	5	***PGS600***	**177.60**
0-1000	100	10	***PGS1000***	**177.60**

General Purpose Digital Gauges

New for 2012

General purpose digital gauges are suitable not only for dry air applications but other media as well. Gauge offers selectable units of measure so rather than purchasing one gauge for each unit of measure required, the solution is one gauge for multiple units of measure.

- operating temperature: **14°F** to **140°F** ((-10°C to 60°C)
- case: Noryl (thermoplastic)
- wetted parts: 17-4 PH stainless steel sensor with 316 stainless steel socket
- batteries included: two AAA Alkaline
- 9 engineering units (accessed through keypad): PSI, in. HG, cm Hg, mm Hg, KPA, Mpa, BAR, KG/cm2, ft H20
- accuracy ± 0.5% ASME B40.7
- window: polycarbonate
- dial: white aluminum
- pointer: black aluminum
- ideal for test applications and for use in technicians tool kits

2½" face
¼" lower mount

PSI	Part #	Price/E
0-30	***DG30***	**$1084.15**
0-60	***DG60***	**1084.15**
0-100	***DG100***	**1084.15**
0-200	***DG200***	**1084.15**
0-300	***DG300***	**1084.15**
0-1000	***DG1000***	**1084.15**
0-10,000	***DG10000***	**1084.15**



ABS Standard Dry Gauges

- ASME B40.1, Grade B (± 3-2-3% accuracy)
- ABS plastic case
- c-shaped bronze safety bourdon tube (600 PSI and lower)
- helical wound bronze safety bourdon tube (1000 PSI and higher)
- polycarbonate crystal
- black aluminum pointer
- PowerFlex™ movement with polyester segment, designed to resist the effects of shock, vibration and pulsation.
- ambient temperature range of **-40°F** to **150°F**

Center Back Mount



GC230

1½" face
1/8" center back mount

PSI	Fig. Inter.	Minor Grad.	Part #	Price/E
0-30	5	.5	***GC605***	**$16.70**
0-60	5	1	***GC610***	**16.70**
0-100	10	2	***GC615***	**16.70**
0-160	20	5	***GC620***	**16.70**
0-200	20	5	***GC625***	**16.70**

2" face
1/4" center back mount

PSI	Fig. Inter.	Minor Grad.	Part #	Price/E
0-15	1	.5	***GC200***	**$22.20**
0-30	5	.5	***GC215***	**20.70**
0-60	5	1	***GC220***	**20.70**
0-100	10	2	***GC225***	**20.70**
0-160	20	5	***GC230***	**20.70**
0-200	20	5	***GC235***	**20.70**
0-300	30	5	***GC240***	**20.70**

Lower Mount



GL140

3½" face
1/4" lower mount

PSI	Fig. Inter.	Minor Grad.	Part #	Price/E
0-15	1	.5	***GS15-4***	**$28.10**
0-30	5	.5	***GS30-4***	**26.60**
0-60	5	1	***GS60-4***	**26.60**
0-100	10	2	***GS100-4***	**26.60**
0-160	20	5	***GS160-4***	**26.60**
0-200	20	5	***GS200-4***	**26.60**
0-300	30	5	***GS300-4***	**26.60**
0-400	50	10	***GS400-4***	**26.60**
0-600	50	10	***GS600-4***	**26.60**
0-1000	200	20	***GS1000-4***	**36.95**

2" face
1/4" lower mount

PSI	Fig. Inter.	Minor Grad.	Part #	Price/E
0-15	1	.5	***GL100***	**$19.20**
0-30	5	.5	***GL115***	**17.75**
0-60	5	1	***GL120***	**17.75**
0-100	10	2	***GL125***	**17.75**
0-160	20	5	***GL130***	**17.75**
0-200	20	5	***GL135***	**17.75**
0-300	30	5	***GL140***	**17.75**

2½" face
1/4" lower mount

PSI	Fig. Inter.	Minor Grad.	Part #	Price/E
0-15	1	.5	***GL300***	**$20.40**
0-30	5	.5	***GL320***	**18.95**
0-60	5	1	***GL325***	**18.95**
0-100	10	2	***GL330***	**18.95**
0-160	20	5	***GL335***	**18.95**
0-200	20	5	***GL340***	**18.95**
0-300	30	5	***GL345***	**18.95**
0-400	50	10	***GL347***	**18.95**
0-600	50	10	***GL350***	**18.95**
0-1000	200	20	***GL355***	**28.10**
0-1500	300	50	***GL360***	**28.10**
0-2000	400	50	***GL365***	**28.10**
0-3000	500	100	***GL370***	**28.10**
0-5000	1000	100	***GL375***	**28.10**

Contractor Pressure Gauges

- accuracy class: ± 1% of span
- material of wetted parts: copper alloy
- window: acrylic, snap in
- dial: aluminum, white
- pointer: aluminum, black, adjustable
- mounting flange/bracket: rear flange, stainless steel
- stainless steel case

4½" face
¼" lower mount

PSI	Part #	Price/E
0-15	***4277750-0001***	**$69.45**
0-30	***4277768-0001***	**69.45**
0-60	***4277776-0003***	**69.45**



4277768-0001

FlutterGuard™ Dry Gauges

FlutterGuard™ virtually eliminates pointer flutter, making the gauge easier to read and reducing excessive movement wear. Liquid-free casing results in lighter weight and eliminates the chance of gauge leakage.

- ASME B40.1, Grade B (± 3-2-3% accuracy)
- ABS plastic case
- C-shaped bronze safety bourdon tube (600 PSI and lower)
- helical wound bronze safety bourdon tube (1000 PSI and higher)
- polycarbonate crystal
- black aluminum pointer
- PowerFlex™ movement with polyester segment, designed to resist the effects of shock, vibration and pulsation.
- ambient temperature range of **-40°F** to **150°F**

2½" face
¼" lower mount

PSI	Fig. Inter.	Minor Grad.	Part #	Price/E
0-15	1	.5	***GL300FG***	**$22.20**
0-30	5	.5	***GL320FG***	**20.70**
0-60	5	1	***GL325FG***	**20.70**
0-100	10	2	***GL330FG***	**20.70**
0-160	20	5	***GL335FG***	**20.70**
0-200	20	5	***GL340FG***	**20.70**
0-300	30	5	***GL345FG***	**20.70**
0-400	50	10	***GL347FG***	**20.70**
0-600	50	10	***GL350FG***	**20.70**
0-1000	200	20	***GL355FG***	**29.85**
0-1500	300	50	***GL360FG***	**29.85**
0-2000	400	50	***GL365FG***	**29.85**
0-3000	500	100	***GL370FG***	**29.85**
0-5000	1000	100	***GL375FG***	**29.85**



GL350FG

All Stainless Panel Builder Gauges

- suitable for corrosive environments
- used in gaseous and liquid media
- ASME B40.100 Grade A 2/1/2% full scale accuracy
- 316L stainless steel wetted parts materials
- ambient temperature range of **-4°F** to **140°F**
- media temperature **212°F** maximum
- dial - white aluminum with black lettering; stop pin
- pointer - black aluminum
- glycerin filled case
- laminated safety glass window lens
- fits industry standard 2.56" panel hole cutout

2½" face
¼" lower back mount

PSI	Fig. Inter.	Minor Grad.	Part #	Price/E
0-15	3	.2	***PBLSS15***	**$147.15**
0-30	5	.5	***PBLSS30***	**147.15**
0-60	10	1	***PBLSS60***	**147.15**
0-100	20	2	***PBLSS100***	**147.15**
0-160	20	2	***PBLSS160***	**147.15**
0-200	50	5	***PBLSS200***	**147.15**
0-300	50	5	***PBLSS300***	**147.15**
0-400	100	10	***PBLSS400***	**147.15**
0-600	100	10	***PBLSS600***	**147.15**
0-800	200	20	***PBLSS800***	**147.15**
0-1000	200	20	***PBLSS1000***	**147.15**
0-1500	300	20	***PBLSS1500***	**147.15**
0-2000	500	50	***PBLSS2000***	**147.15**
0-3000	500	50	***PBLSS3000***	**147.15**
0-5000	1000	100	***PBLSS5000***	**147.15**



PBLSS200

All Stainless Steel Dry Gauges

Stainless steel gauges provides the corrosion resistance and durability of a permanently sealed gauge. Designed for severe service applications.

2½" face

- 2-1-2% accuracy
- 304 series stainless case with stainless crimp ring
- polycarbonate window
- ¼" lower mount stainless connector
- 316 stainless bourdon tube and socket
- ambient temperature range: **-40°F** to **140°F**



GSS100

¼" lower mount

PSI	Fig. Inter.	Minor Grad.	Part #	Price/E
0-15	3	.2	***GSS15***	**$101.10**
0-30	5	.5	***GSS30***	**101.10**
0-60	10	1	***GSS60***	**101.10**
0-100	20	2	***GSS100***	**101.10**
0-160	20	2	***GSS160***	**101.10**
0-200	50	5	***GSS200***	**101.10**
0-300	50	5	***GSS300***	**101.10**
0-400	100	10	***GSS400***	**101.10**
0-600	100	10	***GSS600***	**101.10**
0-1000	200	20	***GSS1000***	**101.10**
0-1500	300	20	***GSS1500***	**100.70**
0-2000	500	50	***GSS2000***	**100.70**
0-3000	500	50	***GSS3000***	**100.70**
0-5000	1000	100	***GSS5000***	**100.70**
0-10000	2000	200	***GSS10000***	**115.50**

3½" face

- 3-2-3% accuracy
- 316 series stainless solid back case
- polycarbonate window
- ¼" lower mount stainless connector
- 316 stainless bourdon tube and socket, polyester segment
- ambient temperature range of **-40°F** to **140°F**



GSS160-4

¼" lower mount

PSI	Fig. Inter.	Minor Grad.	Part #	Price/E
0-15	3	.5	***GSS15-4***	**$164.00**
0-30	5	.5	***GSS30-4***	**164.00**
0-60	10	1	***GSS60-4***	**164.00**
0-100	20	2	***GSS100-4***	**164.00**
0-160	20	2	***GSS160-4***	**164.00**
0-200	40	5	***GSS200-4***	**164.00**
0-300	50	5	***GSS300-4***	**164.00**
0-400	50	10	***GSS400-4***	**164.00**
0-600	100	10	***GSS600-4***	**164.00**
0-1000	200	10	***GSS1000-4***	**164.00**
0-1500	200	20	***GSS1500-4***	**164.00**
0-2000	400	20	***GSS2000-4***	**164.00**
0-3000	500	50	***GSS3000-4***	**164.00**
0-5000	1000	100	***GSS5000-4***	**164.00**
0-10000	2000	200	***GSS10000-4***	**179.50**

All Stainless Steel Liquid Filled Gauges

Stainless steel gauges provides the corrosion resistance and durability of a permanently sealed gauge. Designed for severe service applications.

- 2-1-2% accuracy
- 2½" 304 series stainless case with stainless crimp ring
- polycarbonate window
- ¼" lower mount stainless connector
- 304 stainless case with stainless crimp ring
- glycerin filled
- ambient temperature range of **-4°F** to **140°F**



GLSS1500

2½" face
¼" lower mount

PSI	Fig. Inter.	Minor Grad.	Part #	Price/E
0-15	3	.2	***GLSS15***	**$109.05**
0-30	5	.5	***GLSS30***	**109.05**
0-60	10	1	***GLSS60***	**109.05**
0-100	20	2	***GLSS100***	**109.05**
0-160	20	2	***GLSS160***	**109.05**
0-200	50	5	***GLSS200***	**109.05**
0-300	50	5	***GLSS300***	**109.05**
0-400	100	10	***GLSS400***	**109.05**
0-600	100	10	***GLSS600***	**109.05**
0-1000	200	20	***GLSS1000***	**109.05**
0-1500	300	20	***GLSS1500***	**109.05**
0-2000	500	50	***GLSS2000***	**109.05**
0-3000	500	50	***GLSS3000***	**109.05**
0-5000	1000	100	***GLSS5000***	**109.05**
0-10000	2000	200	***GLSS10000***	**109.05**

All Stainless Steel Liquid Filled Gauges

Stainless steel gauges provides the corrosion resistance and durability of a permanently sealed gauge. Designed for severe service applications.

- 2-1-2% accuracy
- 2½" 304 series stainless case with stainless crimp ring
- polycarbonate window
- ¼" center back mount stainless connector
- 304 stainless case with stainless crimp ring
- glycerin filled
- ambient temperature range of **-4°F** to **140°F**



GLSSC160

2½" face
¼" center back mount

PSI	Fig. Inter.	Minor Grad.	Part #	Price/E
0-100	20	2	***GLSSC100***	**$146.60**
0-160	20	2	***GLSSC160***	**146.60**
0-200	50	5	***GLSSC200***	**146.60**

Brass Liquid Filled Gauges

- 2-1-2% accuracy on 2½"; 1% accuracy on 4"
- acrylic window with membrane assembly
- copper alloy bourdon tube
- brass movement with highly polished bearing surfaces
- glycerin filled
- ambient temperature range of **-4°F** to **140°F**
- 2½" face gauges have solid cast brass case with polished brass slip-fit ring
- 4" face gauges have cast brass, silver painted case with chrome plated brass ring

2½" face
¼" lower mount

PSI	Fig. Inter.	Minor Grad.	Part #	Price/E
0-15	3	.2	***GLBR15***	**$112.20**
0-30	5	.5	***GLBR30***	**112.20**
0-60	10	1	***GLBR60***	**112.20**
0-100	20	2	***GLBR100***	**112.20**
0-160	20	2	***GLBR160***	**112.20**
0-200	50	5	***GLBR200***	**112.20**
0-300	50	5	***GLBR300***	**112.20**
0-400	100	10	***GLBR400***	**112.20**
0-600	100	10	***GLBR600***	**112.20**
0-1000	300	20	***GLBR1000***	**112.20**
0-1500	500	20	***GLBR1500***	**124.85**
0-2000	500	50	***GLBR2000***	**124.85**
0-3000	1000	50	***GLBR3000***	**124.85**
0-5000	1000	100	***GLBR5000***	**124.85**



GLBR160

2½" face
¼" center back mount

PSI	Fig. Inter.	Minor Grad.	Part #	Price/E
0-15	3	.2	***GLBRC15***	**$130.05**
0-30	5	.5	***GLBRC30***	**117.60**
0-60	10	1	***GLBRC60***	**117.60**
0-100	20	2	***GLBRC100***	**117.60**
0-160	20	2	***GLBRC160***	**117.60**
0-200	50	5	***GLBRC200***	**117.60**
0-300	50	5	***GLBRC300***	**117.60**
0-400	100	10	***GLBRC400***	**117.60**
0-600	100	10	***GLBRC600***	**117.60**
0-1000	300	20	***GLBRC1000***	**117.60**
0-1500	500	20	***GLBRC1500***	**130.05**
0-2000	500	50	***GLBRC2000***	**130.05**
0-3000	1000	50	***GLBRC3000***	**130.05**
0-5000	1000	100	***GLBRC5000***	**130.05**

4" face
½" lower mount

PSI	Fig. Inter.	Minor Grad.	Part #	Price/E
0-15	3	.2	***GLBR15-4***	**$286.25**
0-30	5	.5	***GLBR30-4***	**286.25**
0-60	10	1	***GLBR60-4***	**286.25**
0-100	10	1	***GLBR100-4***	**286.25**
0-160	20	2	***GLBR160-4***	**286.25**
0-200	20	2	***GLBR200-4***	**286.25**
0-300	50	5	***GLBR300-4***	**286.25**
0-400	50	5	***GLBR400-4***	**286.25**
0-600	100	10	***GLBR600-4***	**286.25**
0-1000	100	10	***GLBR1000-4***	**286.25**
0-1500	300	20	***GLBR1500-4***	**312.20**
0-2000	200	20	***GLBR2000-4***	**312.20**
0-3000	500	50	***GLBR3000-4***	**312.20**
0-5000	500	50	***GLBR5000-4***	**312.20**
0-10000	1000	100	***GLBR100004***	**427.75**

Liquid Filled Stainless Case Gauges

- copper alloy bourdon tube
- white aluminum dial with black numbers and black aluminum pointer
- PowerFlex™ movement with polyester segment designed to resist the effects of shock, vibration and pulsation.
- ¼" NPT brass connection
- glycerin liquid fill
- polycarbonate window
- ambient temperature range **-4°F** to **140°F**
- ASME B40.100, Grade A (± 2-1-2% accuracy)



GLSC420

2½" face
¼" center back mount

PSI	Fig. Inter.	Minor Grad.	Part #	Price/E
0-15	1	.5	***GLSC400***	**$54.50**
0-30	5	.5	***GLSC405***	**54.50**
0-60	5	1	***GLSC410***	**54.50**
0-100	10	2	***GLSC415***	**54.50**
0-160	20	5	***GLSC417***	**54.50**
0-200	20	5	***GLSC420***	**54.50**
0-300	30	5	***GLSC425***	**54.50**
0-400	50	10	***GLSC427***	**54.50**
0-600	50	10	***GLSC430***	**54.50**
0-1000	200	20	***GLSC435***	**54.50**
0-1500	300	50	***GLSC440***	**60.30**
0-2000	400	50	***GLSC445***	**60.30**
0-3000	500	100	***GLSC450***	**60.30**
0-5000	1000	100	***GLSC455***	**60.30**



GLS430

2½" face
¼" lower mount

PSI	Fig. Inter.	Minor Grad.	Part #	Price/E
0-15	1	.5	***GLS400***	**$44.10**
0-30	5	.5	***GLS405***	**44.10**
0-60	5	1	***GLS410***	**44.10**
0-100	10	2	***GLS415***	**44.10**
0-160	20	5	***GLS417***	**44.10**
0-200	20	5	***GLS420***	**44.10**
0-300	30	5	***GLS425***	**44.10**
0-400	50	10	***GLS427***	**44.10**
0-600	50	10	***GLS430***	**44.10**
0-1000	200	20	***GLS435***	**44.10**
0-1500	300	50	***GLS440***	**49.40**
0-2000	400	50	***GLS445***	**49.40**
0-3000	500	100	***GLS450***	**49.40**
0-5000	1000	100	***GLS455***	**49.40**

Liquid Filled ABS Case Gauges

- ASME B40.100, Grade B (± 3-2-3% accuracy)



GLP550

2½" face
¼" lower mount

PSI	Fig. Inter.	Minor Grad.	Part #	Price/E
0-15	1	.5	***GLP500***	**$34.20**
0-30	5	.5	***GLP505***	**34.20**
0-60	5	1	***GLP510***	**34.20**
0-100	10	2	***GLP515***	**34.20**
0-160	20	5	***GLP517***	**34.20**
0-200	20	5	***GLP520***	**34.20**
0-300	30	5	***GLP525***	**34.20**
0-400	50	10	***GLP527***	**34.20**
0-600	50	10	***GLP530***	**34.20**
0-1000	200	20	***GLP535***	**38.90**
0-1500	300	50	***GLP540***	**38.90**
0-2000	400	50	***GLP545***	**38.90**
0-3000	500	100	***GLP550***	**38.90**
0-5000	1000	100	***GLP555***	**38.90**

Compound Gauges

- ASME B40.1, Grade B accuracy (± 3-2-3 % accuracy)
- ABS plastic case
- bronze bourdon tube / brass socket
- polycarbonate crystal
- black aluminum pointer
- brass movement with polyester segment, designed for extended wear
- ambient temperature range of **-40°F** to **150°F**

2½" face
¼" center back mount

Mercury (Hg)	PSI	Fig. Inter. Hg / PSI	Min.Grad. Hg / PSI	Part #	Price/E
30"	0-160	30 / 20	5 / 5	***GC210***	**$29.25**

2½" face
¼" lower mount

Mercury (Hg)	PSI	Fig. Inter. Hg / PSI	Min.Grad. Hg / PSI	Part #	Price/E
30"	0-100	30 / 10	5 / 2	***GL310***	**$20.40**
30"	0-160	30 / 20	10 / 10	***GL110***	**20.40**
30"	0-200	30 / 20	10 / 10	***GL315***	**20.40**



GL310

Vacuum Gauges

- ASME B40.1, Grade B accuracy (± 3-2-3 % accuracy)
- ABS plastic case
- bronze bourdon tube
- polycarbonate crystal
- black aluminum pointer
- brass movement with polyester segment, designed for extended wear
- ambient temperature range of **-40°F** to **150°F**

2" face - ¼" lower mount

Mercury (Hg)	Fig. Inter.	Min. Grad.	Part #	Price/E
30"	5"	.5"	***GL105***	**$19.20**

2" face - ¼" center back mount

Mercury (Hg)	Fig. Inter.	Min. Grad.	Part #	Price/E
30"	5"	.5"	***GC205***	**$22.20**

2½" face - ¼" lower mount

Mercury (Hg)	Fig. Inter.	Min. Grad.	Part #	Price/E
30"	5"	.5"	***GL305***	**$20.40**



GL105

Brass Welding Gauges

- 3-2-3% accuracy according to ASME B40.100 Grade B
- polished drawn brass case
- twist-lock polycarbonate window
- copper alloy bourdon tube
- "Use no oil" in red on face
- temperature range: **-40°F** to **140°F**

2½" face
¼" lower mount

PSI	Fig. Inter.	Minor Grad.	Part #	Price/E
0-30	5	.5	***GBRW30***	**$59.70**
0-30	5	.5	***GBRW30R*** [1]	**59.70**
0-60	10	1	***GBRW60***	**59.70**
0-100	20	2	***GBRW100***	**59.70**
0-200	50	5	***GBRW200***	**59.70**
0-400	50	10	***GBRW400***	**59.70**
0-600	100	50	***GBRW600***	**59.70**
0-4000	1000	100	***GBRW4000***	**62.85**

[1] Red band between 15 to 30 PSI on GBRW30R



GBRW400

King Combination Nipples

- Combination nipples are recommended for low-pressure discharge and suction service for compatible liquids. **They are not for compressible products such as air or nitrogen on sizes 1¼" and above.** SAFETY ALERT
- **King Combination Nipples are not recommended for steam**.
- *The working pressure may vary with the construction of the hose, the type of clamping system used and the application. Consult the factory for recommendations.* SAFETY ALERT
- In accordance with the R.M.A. bulletin for oil suction and discharge hose, a coupled length of hose in any size, should be tested to 1½ times the working pressure and held for fifteen minutes without leaking or coupling movement. For additional information and detailed instruction on testing procedures, see the Rubber Manufacturers Association (R.M.A.) handbook.

NPT threaded end with knurled wrench grip


knurled wrench grip

Size	Unplated Steel Part #	Unplated Steel Price/E	Opt Qty	Plated Steel Part #	Plated Steel Price/E	Opt Qty	Brass Part #	Brass Price/E	Aluminum Part #	Aluminum Price/E	Opt Qty
½"	***ST1***	**$4.60**	50	***STC1***	**$4.95**	50	***BST1***	**$19.00**	***AST1***	**$18.75**	50
¾"	***ST5***	**5.25**	50	***STC5***	**5.30**	50	***BST5***	**29.00**	***AST5***	**14.20**	50
1"	***ST10***	**6.40**	50	***STC10***	**6.90**	50	***BST10***	**31.00**	***AST10***	**17.10**	--
1¼"	***ST15***	**9.35**	50	***STC15***	**10.05**	50	**---**	**--**	**---**	**--**	--
1½"	***ST20***	**9.65**	50	***STC20***	**10.20**	50	**---**	**--**	**---**	**--**	--
2"	***ST25***	**11.85**	25	***STC25***	**12.60**	25	**---**	**--**	**---**	**--**	--

NPT threaded end no knurl


no knurl

Size	Brass Part #	Brass Price/E	Aluminum Part #	Aluminum Price/E	Opt Qty	316 Stainless Steel Part #	316 Stainless Steel Price/E	Opt Qty	Hastelloy Part #	Hastelloy Price/E
½"	**---**	**--**	**---**	**--**	--	***RST1*** [1]	**$21.10**	50	**---**	**--**
¾"	**---**	**--**	**---**	**--**	--	***RST5*** [1]	**21.15**	50	**---**	**--**
1"	**---**	**--**	**---**	**--**	50	***RST10***	**21.25**	50	**---**	**--**
1¼"	***BST15***	**$33.70**	***AST15***	**$16.85**	50	***RST15***	**27.10**	50	**---**	**--**
1½"	***BST20***	**42.20**	***AST20***	**16.80**	50	***RST20***	**32.60**	50	**---**	**--**
2"	***BST25***	**64.75**	***AST25***	**19.55**	25	***RST25***	**45.00**	25	***HST25***	**$780.00**

[1] made from investment casting



Size	Unplated Steel Part #	Unplated Steel Price/E	Opt Qty	Plated Steel Part #	Plated Steel Price/E	Opt Qty	Brass Part #	Brass Price/E
2½"	***ST30***	**$19.10**	10	***STC30***	**$20.90**	10	***BST30***	**$101.00**
3"	***ST35***	**22.55**	10	***STC35***	**26.05**	10	***BST35***	**136.30**
4"	***ST40***	**35.70**	4	***STC40***	**39.25**	4	***BST40***	**269.00**
5"	***ST50***	**84.10**	4	***STC50***	**89.25**	4	**---**	**--**
6"	***ST60***	**93.10**	2	***STC60***	**103.65**	2	**---**	**--**
8"	***ST80***	**157.80**	2	***STC80***	**202.80**	2	**---**	**--**
10"	***ST100***	**267.50**	1	***STC100***	**337.50**	1	**---**	**--**
12"	***ST120***	**373.10**	1	***STC120***	**480.00**	1	**---**	**--**

Size	Aluminum Part #	Aluminum Price/E	Opt Qty	316 Stainless Steel Part #	316 Stainless Steel Price/E	Opt Qty	Hastelloy Part #	Hastelloy Price/E
2½"	***AST30***	**$59.00**	10	***RST30***	**$82.75**	10	**---**	**--**
3"	***AST35***	**47.00**	10	***RST35***	**117.40**	10	***HST35***	**$1670.00**
4"	***AST40***	**72.60**	4	***RST40***	**184.20**	4	**---**	**--**
5"	***AST50***	**164.85**	4	***RST50***	**405.00**	4	**---**	**--**
6"	***AST60***	**178.50**	2	***RST60***	**508.20**	2	**---**	**--**
8"	**---**	**--**	--	***RST80***	**975.00**	2	**---**	**--**

King Combination Nipples

BSPT end

Size	*Plated Steel* Part #	Price/E	Opt Qty	*316 Stainless Steel* Part #	Price/E	Opt Qty
1"	***STC10A***	**$6.85**	50	***RST10A***	**$21.50**	50
1¼"	***STC15A***	**10.10**	50	***RST15A***	**26.80**	50
1½"	***STC20A***	**10.25**	50	***RST20A***	**32.60**	50
2"	***STC25A***	**12.65**	50	***RST25A***	**45.00**	25
2½"	***STC30A***	**21.00**	10	***RST30A***	**80.00**	10
3"	***STC35A***	**26.10**	10	***RST35A***	**118.00**	10
4"	***STC40A***	**39.75**	4	***RST40A***	**183.00**	4
6"	***STC60A***	**103.65**	2	***RST60A***	**505.00**	2



Beveled end

Size	*Unplated Steel* Part #	Price/E	Opt Qty	*316 Stainless Steel* Part #	Price/E	Opt Qty	*Aluminum* Part #	Price/E
½"	***STB1***	**$5.95**	50	**---**	**---**	--	**—**	**--**
¾"	***STB5***	**7.50**	50	***RSTB5***	**$27.00**	50	**—**	**--**
1"	***STB10***	**8.50**	50	***RSTB10***	**24.60**	50	***ASTB10***	**$18.90**
1¼"	***STB15***	**11.25**	50	***RSTB15***	**38.55**	50	***ASTB15***	**22.60**
1½"	***STB20***	**10.60**	50	***RSTB20***	**33.20**	50	***ASTB20***	**25.20**
2"	***STB25***	**12.65**	25	***RSTB25***	**52.90**	25	***ASTB25***	**34.50**
2½"	***STB30***	**21.20**	10	***RSTB30***	**96.30**	10	***ASTB30***	**0**
3"	***STB35***	**26.05**	10	***RSTB35***	**108.85**	10	***ASTB35***	**72.50**
4"	***STB40***	**37.15**	5	***RSTB40***	**181.30**	5	***ASTB40***	**83.20**
5"	***STB50***	**89.25**	4	**---**	**---**	--	***ASTB50***	**0**
6"	***STB60***	**95.60**	2	***RSTB60***	**492.50**	--	***ASTB60***	**245.00**
8"	***STB80***	**175.00**	2	***RSTB80***	**980.00**	--	***ASTB80***	**0**
10"	***STB100***	**308.30**	1	**---**	**---**	--	***ASTB100***	**0**
12"	***STB120***	**435.00**	1	**---**	**---**	--	**—**	**--**



Grooved end

- Grooved and beveled ends (in *brass* and *aluminum*) are available in select sizes. Consult Dixon for prices and availability.
- See pages 591-597 for our complete line of victaulic groove style fittings.

Size	*Unplated Steel* Part #	Price/E	Opt Qty	*316 Stainless Steel* Part #	Price/E	Opt Qty
1"	***STV10***	**$8.85**	50	**---**	**---**	---
1¼"	***STV15***	**12.00**	50	**---**	**---**	---
1½"	***STV20***	**12.60**	50	***RSTV20***	**$46.65**	50
2"	***STV25***	**12.40**	25	***RSTV25***	**50.50**	25
2½"	***STV30***	**22.90**	10	**---**	**---**	---
3"	***STV35***	**25.80**	10	***RSTV35***	**144.20**	10
4"	***STV40***	**35.40**	5	***RSTV40***	**193.65**	5
5"	***STV50***	**82.85**	4	**---**	**---**	---
6"	***STV60***	**102.00**	2	**---**	**---**	---
8"	***STV80***	**176.80**	2	**---**	**---**	---
10"	***STV100***	**317.20**	1	**---**	**---**	---
12"	***STV120***	**455.40**	1	**---**	**---**	---



NPT end with knurled wrench grip - for plastic pipe

Size	*Plated Steel* Part #	Price/E	Opt Qty
½"	***SAP1***	**$9.00**	50
¾"	***SAP6***	**14.65**	50
1"	***SAP11***	**12.65**	50
1¼"	***SAP16***	**15.30**	50
1½"	***SAP21***	**15.60**	50
2"	***SAP26***	**16.90**	25



External Swage Notched NOS Stems and Ferrules

- The largest advantage of the notched design is that the coupling can be removed from a damaged hose by cutting away the ferrule, without necessarily damaging the fitting. *After inspection of the fitting to determine its suitability for reuse,* it can be reinstalled into another hose by using a *new ferrule*.
- The notched system allows you to better manage your inventories. You can stock one stem and two ferrules, and cover the same hose range with less inventory. *You must purchase a fitting and the matching ferrule to create an assembly*.

SAFETY ALERT

SAFETY ALERT



STC200NOS

- For hose outside diameters of 2-4/64" and below, *the couplings are crimp only*.
- For hose outside diameters of 2-5/64" and above, the couplings can be crimped or swaged.
- See page 39 for cam and groove style notched NOS fittings.

SAFETY ALERT

SAFETY ALERT

Only use the NOS shank with the NOS ferrules.
Due to differences in dimensions and tolerances for safety reasons,
do not use other manufacturer's stems or ferrules with Dixon Holedall products.

SAFETY ALERT



RST150NOS

stems

Size	PSI	*Plated Carbon Steel* Part #	Price/E	*316 Stainless Steel* Part #	Price/E
1½"	**250**	***STC150NOS***	**$23.10**	***RST150NOS***	**$44.10**
2"	**250**	***STC200NOS***	**27.15**	***RST200NOS***	**52.00**
3"	**250**	***STC300NOS***	**48.55**	***RST300NOS***	**115.00**
4"	*****	***STC400NOS***	**61.40**	***RST400NOS***	**172.00**

* Contact factory for pressure information



ferrules

Size	Hose OD From:	To:	*Carbon Steel* Part #	Price/E	*304 Stainless Steel* Part #	Price/E
1½"	1-60/64"	2-12/64"	***CAS2334NOS***	**$16.70**	***GAS2334NOS***	**$31.90**
1½"	2-4/64"	2-22/64"	***CAS2370NOS***	**16.70**	***GAS2370NOS***	**34.50**
2"	2-30/64"	2-44/64"	***CAS2709NOS***	**23.05**	***GAS2709NOS***	**31.50**
2"	2-42/64"	2-54/64"	***CAS2885NOS***	**22.40**	***GAS2885NOS***	**64.40**
3"	3-30/64"	3-46/64"	***CAS3760NOS***	**34.60**	***GAS3760NOS***	**46.35**
3"	3-47/64"	3-54/64"	***CAS3885NOS***	**35.30**	***GAS3885NOS***	**63.00**
4"	4-40/64"	4-47/64"	***CAS5010NOS***	**57.00**	***GAS5010NOS***	**235.00**

Jump Size King Combination Nipples



reducer



increaser

hose shank x NPT threaded end

Hose Shank	Male NPT	*Carbon Steel* Part #	Price/E	*316 Stainless Steel* Part #	Price/E
¾"	½"	**---**	**---**	***RST0501***	**$34.00**
¾"	1"	***STC0510***	**$11.50**	***RST0510***	**44.85**
1"	¾"	***STC1005***	**8.40**	***RST1005***	**32.10**
1"	1¼"	***STC1015***	**16.00**	***RST1015***	**57.75**
1¼"	1"	***STC1510***	**11.00**	***RST1510***	**72.00**
1¼"	1½"	***STC1520***	**13.85**	***RST1520***	**78.00**
1½"	1¼"	***STC2015***	**11.70**	***RST2015***	**83.20**
1½"	2"	***STC2025***	**17.10**	***RST2025***	**97.10**
1¾"	2"	***STC175200***	**24.30**	**---**	**---**
2"	1½"	***STC2520***	**22.70**	***RST2520***	**96.15**
2"	2½"	***STC2530***	**36.90**	**---**	**---**
2"	3"	***STC2535***	**54.90**	***RST2535***	**122.60**
2½"	2"	***STC3025***	**32.95**	**---**	**---**
2½"	3"	***STC3035***	**38.85**	**---**	**---**
3"	2"	***STC3525***	**61.30**	***RST3525***	**143.85**
3"	2½"	***STC3530***	**43.55**	**---**	**---**
3"	4"	***STC3540***	**79.45**	**---**	**---**
4"	3"	***STC4035***	**88.20**	**---**	**---**

PF Shank King Combination Nipples

- PF shank King Combination nipples have the same shank pattern as found on the PF style cam and groove fittings sold on page 43. This shank design was developed specifically for chemical transport hoses having Crosslinked Polyethylene (XLPE) or Ultra High Molecular Weight Polyethylene (UHMW) tubes, where shank retention can be a problem when using conventional band clamps.
- recommended for discharge and suction service
- ***Not intended for compressed air*** SAFETY ALERT
- working pressure is given at 70°F maximum
- *The working pressure may vary with the construction of the hose, the type of clamping system used and the application. Consult the factory for recommendations.*

NPT end

Size	Working PSI	*Plated Steel*		*316 Stainless Steel*	
		Part #	Price/E	Part #	Price/E
2"	**250**	***ST25PF***	**$37.80**	***RST25PF***	**$67.15**
3"	**125**	***ST35PF***	**44.95**	***RST35PF***	**168.70**
4"	**100**	***ST40PF***	**64.10**	***RST40PF***	**175.00**
6"	**75**	***ST60PF***	**140.00**	***RST60PF***	**425.00**

Note: Beveled ends for welding are also available. Contact the factory for further information.



Tuff-Lite King Combination Nipples

NPT end

Size	*Polypropylene*		Opt Qty
	Part #	Price/E	
½"	***PPN44*** [1]	**$0.72**	50
¾"	***PPN66*** [1]	**0.93**	50
1"	***PPN88*** [1]	**1.49**	25
1½"	***HB150***	**4.55**	25
2"	***HB200***	**5.60**	24
3"	***HB300***	**16.10**	10
4"	***HB400***	**36.35**	---

[1] sold in package quantities only



PPN



HB

NPT end

Size	*Nylon*		Opt Qty
	Part #	Price/E	
1¼"	***THN15***	**$6.20**	25
1½"	***THN20***	**6.75**	25
2"	***THN25***	**10.25**	25
3"	***THN35***	**23.20**	10



THN

Flanged King Combination Nipples

150# ASA flange x hose shank



Size	Steel				316 Stainless Steel			
	Standard		Designed for crimp sleeves or ferrules		Standard		Designed for crimp sleeves or ferrules	
	Part #	Price/E	Part #	Price/E	Part #	Price/E	Part #	Price/E
1½"	***FST20***	**$96.25**	***FST20CS***	**$98.00**	***RFST20***	**$250.00**	***RFST20CS***	**$280.00**
2"	***FST25***	**92.30**	***FST25CS***	**98.00**	***RFST25***	**296.40**	***RFST25CS***	**310.00**
3"	***FST35***	**133.75**	***FST35CS***	**142.00**	***RFST35***	**431.00**	***RFST35CS***	**465.00**
4"	***FST40***	**169.50**	***FST40CS***	**182.20**	***RFST40***	**573.00**	***RFST40CS***	**655.00**
6"	***FST60***	**295.00**	***FST60CS***	**310.00**	***RFST60***	**967.50**	***RFST60CS***	**1140.00**
8"	***FST80***	**530.00**	---	---	***RFST80***	**1660.00**	---	---
10"	***FST100***	**787.95**	---	---	***RFST100***	**3502.00**	---	---
12"	***FST120***	**1130.00**	---	---	***RFST120***	**4390.00**	---	---

Notched Turned Back Nipples

- When used with an appropriate notched ferrule, these fittings can be swaged or crimped onto hose, thereby providing improved shank retention.
- The stem can be removed from a damaged hose by cutting away the ferrule, without necessarily damaging the fitting. *After inspection to determine its suitability for reuse,* it can be reinstalled into another hose by *using a new ferrule*.
- When used with double bolt or band clamps, notched turned back nipples will provide shank retention similar to that of the King turned back nipples.
- Notched turned back nipples let you use the same ferrules used with the notched (NO) cam and groove on page 38. This lets you *maximize your inventory usage and reduce costs*. *You must purchase a fitting and the matching ferrule to create an assembly*.
- Stems are for use with lap joint flanges on page 573.

SAFETY ALERT



stems

Size	Carbon Steel		316 Stainless Steel	
	Part #	Price/E	Part #	Price/E
1½"	***N150NO***	**$31.50**	***RN150NO***	**$80.60**
2"	***N200NO***	**35.55**	***RN200NO***	**92.70**
2½"	***N250NO***	**55.00**	***RN250NO***	**125.00**
3"	***N300NO***	**84.25**	***RN300NO***	**162.00**
4"	***N400NO***	**141.10**	***RN400NO***	**248.25**



ferrules

Size	Hose OD		304 Stainless Steel	
	From:	To:	Part #	Price/E
1½"	1-60/64"	2-12/64"	***GAS2334NO***	**$34.80**
1½"	2-4/64"	2-22/64"	***GAS2370NO***	**37.20**
2"	2-30/64"	2-44/64"	***GAS2709NO***	**31.80**
2"	2-42/64"	2-54/64"	***GAS2885NO***	**66.25**
2½"	2-54/64"	3"	***GAS3012NO***	**64.50**
2½"	3-1/64"	3-13/64"	***GAS3260NO***	**68.80**
3"	3-30/64"	3-46/64"	***GAS3760NO***	**45.40**
3"	3-47/64"	3-54/64"	***GAS3885NO***	**62.10**
4"	4-40/64"	4-47/64"	***GAS5010NO***	**258.75**

Note: Stems are for use with lap joint flanges on page 573.

* Special pushers required: 1½" stem - RN150NOPUSH
2" stem - RN200NOPUSH
2½" stem - RN250NOPUSH
3" stem - RN300NOPUSH
4" stem - RN400NOPUSH

SAFETY ALERT

Dixon stems and ferrules are specifically designed to be used together as a coupling system. Due to differences in dimensions and tolerances for safety reasons, do not use other manufacturer's stems or ferrules with Dixon Holedall products.

Crimp Style King Combination Nipples

SAFETY ALERT

Only use the crimp style shanks with the crimp style sleeves and ferrules.
Due to differences in dimensions and tolerances for safety reasons, do not interchange other manufacturer's products with Dixon products.

SAFETY ALERT

- There are two grooves on the crimp style King Combination nipples. The second groove is the roll stamp groove which has the part number and 'call Dixon' stamped on it. This groove is a smooth concentric groove so that the stamp can be legible.

Threaded End

Hose ID	*Schedule 80 Plated Carbon Steel*		*316 Stainless Steel*	
	Part #	Price	Part #	Price
1"	***STC10CS***	**$21.20**	***RST10CS***	**$34.40**
1½"	***STC20CS***	**22.70**	***RST20CS***	**51.50**
2"	***STC25CS***	**27.00**	***RST25CS***	**63.70**
3"	***STC35CS***	**51.50**	***RST35CS***	**136.35**
4"	***STC40CS***	**63.65**	***RST40CS***	**201.50**
6"	***STC60CS***	**134.85**	***RST60CS***	**745.00**



Grooved End

Hose ID	*Schedule 80 Plated Carbon Steel*		*316 Stainless Steel*	
	Part #	Price	Part #	Price
1"	***STV10CS***	**$24.00**	***RSTV10CS***	**$43.00**
1½"	***STV20CS***	**30.30**	***RSTV20CS***	**65.15**
2"	***STV25CS***	**36.35**	***RSTV25CS***	**80.30**
3"	***STV35CS***	**65.15**	***RSTV35CS***	**190.90**
4"	***STV40CS***	**78.80**	***RSTV40CS***	**250.75**
6"	***STV60CS***	**162.00**	***RSTV60CS***	**770.00**



Beveled End

Hose ID	*Schedule 80 Carbon Steel*		*316 Stainless Steel*	
	Part #	Price	Part #	Price
1"	***STB10CS***	**$23.00**	***RSTB10CS***	**$43.00**
1½"	***STB20CS***	**23.00**	***RSTB20CS***	**53.00**
2"	***STB25CS***	**27.30**	***RSTB25CS***	**79.00**
3"	***STB35CS***	**48.50**	***RSTB35CS***	**189.00**
4"	***STB40CS***	**61.35**	***RSTB40CS***	**250.00**
6"	***STB60CS***	**134.00**	***RSTB60CS***	**740.00**



Crimp Style Sleeves



SAFETY ALERT

Only use the crimp style shanks with the crimp style sleeves and ferrules. Due to differences in dimensions and tolerances for safety reasons, do not interchange other manufacturer's products with Dixon products.

Hose ID	Hose OD From	Hose OD To	*Carbon Steel* Part #	*Carbon Steel* Price	*304 Stainless Steel* Part #	*304 Stainless Steel* Price	*Aluminum* Part #	*Aluminum* Price	Work. Press. [1]	Sleeve ID	Sleeve Wall Thickness	Sleeve Overall Length
1"	1 13/64	1 16/64	*CS100-1CS*	$4.70	*CS100-1SS*	$7.15	---	---	*	1.313	.062	2½"
	1 17/64	1 20/64	*CS100-2CS*	4.70	*CS100-2SS*	7.15	*CS100-2AL*	$7.60	*	1.375	.062	2½"
	1 21/64	1 24/64	*CS100-3CS*	4.70	*CS100-3SS*	7.15	---	---	*	1.438	.062	2½"
	1 25/64	1 28/64	*CS100-4CS*	4.70	*CS100-4SS*	7.15	*CS100-4AL*	7.60	*	1.500	.062	2½"
	1 29/64	1 32/64	*CS100-5CS*	4.70	*CS100-5SS*	7.15	---	---	*	1.563	.062	2½"
	1 33/64	1 36/64	*CS100-6CS*	4.70	*CS100-6SS*	7.15	*CS100-6AL*	7.60	*	1.625	.062	2½"
	1 37/64	1 40/64	*CS100-7CS*	4.70	*CS100-7SS*	7.15	---	---	*	1.688	.062	2½"
	1 41-64	1 44/64	*CS100-8CS*	4.70	*CS100-8SS*	7.15	---	---	*	1.750	.062	2½"
	1 45/64	1 48/64	*CS100-9CS*	4.70	*CS100-9SS*	7.15	---	---	*	1.813	.062	2½"
	1 49/64	1 52/64	*CS100-10CS*	4.70	*CS100-10SS*	7.15	---	---	*	1.875	.062	2½"
1½"	1 41/64	1 44/64	*CS150-1CS*	4.85	*CS150-1SS*	8.50	---	---	300	1.750	.062	2½"
	1 45/64	1 48/64	*CS150-2CS*	4.85	*CS150-2SS*	8.50	---	---	300	1.813	.062	2½"
	1 49/64	1 52/64	*CS150-3CS*	4.85	*CS150-3SS*	8.50	*CS150-3AL*	10.00	300	1.875	.062	2½"
	1 53/64	1 56/64	*CS150-4CS*	4.85	*CS150-4SS*	8.50	---	---	300	1.938	.062	2½"
	1 57/64	1 60/64	*CS150-5CS*	4.85	*CS150-5SS*	8.50	---	---	300	2.000	.062	2½"
	1 61/64	2	*CS150-6CS*	4.85	*CS150-6SS*	8.50	---	---	300	2.063	.062	2½"
	2 1/64	2 4/64	*CS150-7CS*	4.85	*CS150-7SS*	8.50	*CS150-7AL*	10.00	300	2.125	.062	2½"
	2 5/64	2 8/64	*CS150-8CS*	4.85	*CS150-8SS*	8.50	---	---	300	2.188	.062	2½"
	2 9/64	2 12/64	*CS150-9CS*	4.85	*CS150-9SS*	8.50	---	---	300	2.250	.062	2½"
	2 13/64	2 16/64	*CS150-10CS*	4.85	*CS150-10SS*	8.50	---	---	300	2.313	.062	2½"
	2 17/64	2 20/64	*CS150-11CS*	4.85	*CS150-11SS*	8.50	---	---	300	2.375	.062	2½"
	2 21/64	2 24/64	*CS150-12CS*	4.85	*CS150-12SS*	8.50	---	---	300	2.438	.062	2½"
2"	2 13/64	2 16/64	*CS200-1CS*	6.05	*CS200-1SS*	12.75	---	---	250	2.313	.062	2-7/8"
	2 17/64	2 20/64	*CS200-2CS*	6.05	*CS200-2SS*	12.75	---	---	250	2.375	.062	2-7/8"
	2 21/64	2 24/64	*CS200-3CS*	6.05	*CS200-3SS*	12.75	---	---	250	2.438	.062	2-7/8"
	2 25/64	2 28/64	*CS200-4CS*	6.05	*CS200-4SS*	12.75	*CS200-4AL*	12.70	250	2.500	.062	2-7/8"
	2 29/64	2 32/64	*CS200-5CS*	6.05	*CS200-5SS*	12.75	---	---	250	2.563	.062	2-7/8"
	2 33/64	2 36/64	*CS200-6CS*	6.05	*CS200-6SS*	12.75	---	---	250	2.625	.062	2-7/8"
	2 37/64	2 40/64	*CS200-7CS*	6.05	*CS200-7SS*	12.75	---	---	250	2.688	.062	2-7/8"
	2 41/64	2 44/64	*CS200-8CS*	6.05	*CS200-8SS*	12.75	---	---	250	2.750	.062	2-7/8"
	2 45/64	2 48/64	*CS200-9CS*	6.05	*CS200-9SS*	12.75	---	---	250	2.813	.062	2-7/8"
	2 49/64	2 52/64	*CS200-10CS*	6.05	*CS200-10SS*	12.75	*CS200-10AL*	12.70	250	2.875	.062	2-7/8"
	2 53/64	2 56/64	*CS200-11CS*	6.05	*CS200-11SS*	12.75	---	---	250	2.938	.062	2-7/8"
	2 57/64	2 60/64	*CS200-12CS*	6.05	*CS200-12SS*	12.75	---	---	250	3.000	.062	2-7/8"
3"	3 13/64	3 16/64	*CS300-1CS*	10.75	*CS300-1SS*	18.20	---	---	200	3.313	.090	3¾"
	3 17/64	3 20/64	*CS300-2CS*	10.75	*CS300-2SS*	18.20	---	---	200	3.375	.090	3¾"
	3 21/64	3 24/64	*CS300-3CS*	10.75	*CS300-3SS*	18.20	---	---	200	3.438	.090	3¾"
	3 25/64	3 28/64	*CS300-4CS*	10.75	*CS300-4SS*	18.20	---	---	200	3.500	.090	3¾"
	3 29/64	3 32/64	*CS300-5CS*	10.75	*CS300-5SS*	18.20	---	---	200	3.563	.090	3¾"
	3 33/64	3 36/64	*CS300-6CS*	10.75	*CS300-6SS*	18.20	---	---	200	3.625	.090	3¾"
	3 37/64	3 40/64	*CS300-7CS*	10.75	*CS300-7SS*	18.20	---	---	200	3.688	.090	3¾"
	3 41/64	3 44/64	*CS300-8CS*	10.75	*CS300-8SS*	18.20	---	---	200	3.750	.090	3¾"
	3 45/64	3 48/64	*CS300-9CS*	10.75	*CS300-9SS*	18.20	---	---	200	3.813	.090	3¾"
	3 49/64	3 52/64	*CS300-10CS*	10.75	*CS300-10SS*	18.20	---	---	200	3.875	.090	3¾"
	3 53/64	3 56/64	*CS300-11CS*	10.75	*CS300-11SS*	18.20	---	---	200	3.938	.090	3¾"
	3 57/64	3 60/64	*CS300-12CS*	10.75	*CS300-12SS*	18.20	---	---	200	4.000	.090	3¾"
	3 61/64	4	*CS300-13CS*	10.75	*CS300-13SS*	18.20	---	---	200	4.063	.090	3¾"
	4 1/64	4 4/64	*CS300-14CS*	10.75	*CS300-14SS*	18.20	---	---	200	4.125	.090	3¾"
	4 5/64	4 8/64	*CS300-15CS*	10.75	*CS300-15SS*	18.20	---	---	200	4.188	.090	3¾"
	4 9/64	4 12/64	*CS300-16CS*	10.75	*CS300-16SS*	18.20	---	---	200	4.250	.090	3¾"
4"	4 13/64	4 16/64	*CS400-1CS*	14.40	*CS400-1SS*	30.30	---	---	175	4.313	.090	3¾"
	4 17/64	4 20/64	*CS400-2CS*	14.40	*CS400-2SS*	30.30	---	---	175	4.375	.090	3¾"
	4 21/64	4 24/64	*CS400-3CS*	14.40	*CS400-3SS*	30.30	---	---	175	4.438	.090	3¾"
	4 25/64	4 28/64	*CS400-4CS*	14.40	*CS400-4SS*	30.30	---	---	175	4.500	.090	3¾"
	4 29/64	4 32/64	*CS400-5CS*	14.40	*CS400-5SS*	30.30	---	---	175	4.563	.090	3¾"
	4 33/64	4 36/64	*CS400-6CS*	14.40	*CS400-6SS*	30.30	---	---	175	4.625	.090	3¾"
	4 37/64	4 40/64	*CS400-7CS*	14.40	*CS400-7SS*	30.30	---	---	175	4.688	.090	3¾"
	4 41/64	4 44/64	*CS400-8CS*	14.40	*CS400-8SS*	30.30	---	---	175	4.750	.090	3¾"
	4 45/64	4 48/64	*CS400-9CS*	14.40	*CS400-9SS*	30.30	---	---	175	4.813	.090	3¾"
	4 49/64	4 52/64	*CS400-10CS*	14.40	*CS400-10SS*	30.30	---	---	175	4.875	.090	3¾"
	4 53/64	4 56/64	*CS400-11CS*	14.40	*CS400-11SS*	30.30	---	---	175	4.938	.090	3¾"
	4 57/64	4 60/64	*CS400-12CS*	14.40	*CS400-12SS*	30.30	---	---	175	5.000	.090	3¾"
	4 61/64	5	*CS400-13CS*	14.40	*CS400-13SS*	30.30	---	---	175	5.063	.090	3¾"
	5 1/64	5 4/64	*CS400-14CS*	14.40	*CS400-14SS*	30.30	---	---	175	5.125	.090	3¾"
	5 5/64	5 8/64	*CS400-15CS*	14.40	*CS400-15SS*	30.30	---	---	175	5.188	.090	3¾"
	5 9/64	5 12/64	*CS400-16CS*	14.40	*CS400-16SS*	30.30	---	---	175	5.250	.090	3¾"
6"	6 21/64	6 28/64	*CS600-1CS*	37.90	*CS600-1SS*	72.75	---	---	*	6.500	.120	5½"
	6 29/64	6 36/64	*CS600-2CS*	37.90	*CS600-2SS*	72.75	---	---	*	6.625	.120	5½"
	6 37/64	6 44/64	*CS600-3CS*	37.90	*CS600-3SS*	72.75	---	---	*	6.750	.120	5½"
	6 45/64	6 52/64	*CS600-4CS*	37.90	*CS600-4SS*	72.75	---	---	*	6.875	.120	5½"
	6 53/64	6 60/64	*CS600-5CS*	37.90	*CS600-5SS*	72.75	---	---	*	7.000	.120	5½"
	6 61/64	7 4/64	*CS600-6CS*	37.90	*CS600-6SS*	72.75	---	---	*	7.125	.120	5½"
	7 5/64	7 12/64	*CS600-7CS*	37.90	*CS600-7SS*	72.75	---	---	*	7.250	.120	5½"
	7 13/64	7 20/64	*CS600-8CS*	37.90	*CS600-8SS*	72.75	---	---	*	7.375	.120	5½"
	7 21/64	7 28/64	*CS600-9CS*	37.90	*CS600-9SS*	72.75	---	---	*	7.500	.120	5½"

* consult factory for pressure rating

[1] based on using King combination nipples

Crimp Style Ferrules



Only use the crimp style shanks with the crimp style sleeves and ferrules. Due to differences in dimensions and tolerances for safety reasons, do not interchange other manufacturer's products with Dixon products.

SAFETY ALERT

Hose ID	Hose OD From	Hose OD To	*Carbon Steel* Part #	*Carbon Steel* Price	*304 Stainless Steel* Part #	*304 Stainless Steel* Price	Work. Press. [1]	Ferrule ID	Ferrule Wall Thickness	Ferrule Overall Length
1"	1 13/64	1 16/64	*CF100-1CS*	$10.00	*CF100-1SS*	$10.15	*	1.313	.062	2-13/16"
	1 17/64	1 20/64	*CF100-2CS*	10.00	*CF100-2SS*	10.15	*	1.375	.062	2-13/16"
	1 21/64	1 24/64	*CF100-3CS*	10.00	*CF100-3SS*	10.15	*	1.438	.062	2-13/16"
	1 25/64	1 28/64	*CF100-4CS*	10.00	*CF100-4SS*	10.15	*	1.500	.062	2-13/16"
	1 29/64	1 32/64	*CF100-5CS*	10.00	*CF100-5SS*	10.15	*	1.563	.062	2-13/16"
	1 33/64	1 36/64	*CF100-6CS*	10.00	*CF100-6SS*	10.15	*	1.625	.062	2-13/16"
	1 37/64	1 40/64	*CF100-7CS*	10.00	*CF100-7SS*	10.15	*	1.688	.062	2-13/16"
	1 41/64	1 44/64	*CF100-8CS*	10.00	*CF100-8SS*	10.15	*	1.750	.062	2-13/16"
	1 45/64	1 48/64	*CF100-9CS*	10.00	*CF100-9SS*	10.15	*	1.813	.062	2-13/16"
	1 49/64	1 52/64	*CF100-10CS*	10.00	*CF100-10SS*	10.15	*	1.875	.062	2-13/16"
1½"	1 41/64	1 44/64	*CF150-1CS*	11.40	*CF150-1SS*	15.60	350	1.750	.062	2-13/16"
	1 45/64	1 48/64	*CF150-2CS*	11.40	*CF150-2SS*	15.60	350	1.813	.062	2-13/16"
	1 49/64	1 52/64	*CF150-3CS*	11.40	*CF150-3SS*	15.60	350	1.875	.062	2-13/16"
	1 53/64	1 56/64	*CF150-4CS*	11.40	*CF150-4SS*	15.60	350	1.938	.062	2-13/16"
	1 57/64	1 60/64	*CF150-5CS*	11.40	*CF150-5SS*	15.60	350	2.000	.062	2-13/16"
	1 61/64	2	*CF150-6CS*	11.40	*CF150-6SS*	15.60	350	2.063	.062	2-13/16"
	2 1/64	2 4/64	*CF150-7CS*	11.40	*CF150-7SS*	15.60	350	2.125	.062	2-13/16"
	2 5/64	2 8/64	*CF150-8CS*	11.40	*CF150-8SS*	15.60	350	2.188	.062	2-13/16"
	2 9/64	2 12/64	*CF150-9CS*	11.40	*CF150-9SS*	15.60	350	2.250	.062	2-13/16"
	2 13/64	2 16/64	*CF150-10CS*	11.40	*CF150-10SS*	15.60	350	2.313	.062	2-13/16"
	2 17/64	2 20/64	*CF150-11CS*	11.40	*CF150-11SS*	15.60	350	2.375	.062	2-13/16"
	2 21/64	2 24/64	*CF150-12CS*	11.40	*CF150-12SS*	15.60	350	2.438	.062	2-13/16"
2"	2 13/64	2 16/64	*CF200-1CS*	13.80	*CF200-1SS*	18.80	300	2.313	.062	3-1/8"
	2 17/64	2 20/64	*CF200-2CS*	13.80	*CF200-2SS*	18.80	300	2.375	.062	3-1/8"
	2 21/64	2 24/64	*CF200-3CS*	13.80	*CF200-3SS*	18.80	300	2.438	.062	3-1/8"
	2 25/64	2 28/64	*CF200-4CS*	13.80	*CF200-4SS*	18.80	300	2.500	.062	3-1/8"
	2 29/64	2 32/64	*CF200-5CS*	13.80	*CF200-5SS*	18.80	300	2.563	.062	3-1/8"
	2 33/64	2 36/64	*CF200-6CS*	13.80	*CF200-6SS*	18.80	300	2.625	.062	3-1/8"
	2 37/64	2 40/64	*CF200-7CS*	13.80	*CF200-7SS*	18.80	300	2.688	.062	3-1/8"
	2 41/64	2 44/64	*CF200-8CS*	13.80	*CF200-8SS*	18.80	300	2.750	.062	3-1/8"
	2 45/64	2 48/64	*CF200-9CS*	13.80	*CF200-9SS*	18.80	300	2.813	.062	3-1/8"
	2 49/64	2 52/64	*CF200-10CS*	13.80	*CF200-10SS*	18.80	300	2.875	.062	3-1/8"
	2 53/64	2 56/64	*CF200-11CS*	13.80	*CF200-11SS*	18.80	300	2.938	.062	3-1/8"
	2 57/64	2 60/64	*CF200-12CS*	13.80	*CF200-12SS*	18.80	300	3.000	.062	3-1/8"
3"	3 13/64	3 16/64	*CF300-1CS*	18.80	*CF300-1SS*	30.60	300	3.313	.090	4"
	3 17/64	3 20/64	*CF300-2CS*	18.80	*CF300-2SS*	30.60	300	3.375	.090	4"
	3 21/64	3 24/64	*CF300-3CS*	18.80	*CF300-3SS*	30.60	300	3.438	.090	4"
	3 25/64	3 28/64	*CF300-4CS*	18.80	*CF300-4SS*	30.60	300	3.500	.090	4"
	3 29/64	3 32/64	*CF300-5CS*	18.80	*CF300-5SS*	30.60	300	3.563	.090	4"
	3 33/64	3 36/64	*CF300-6CS*	18.80	*CF300-6SS*	30.60	300	3.625	.090	4"
	3 37/64	3 40/64	*CF300-7CS*	18.80	*CF300-7SS*	30.60	300	3.688	.090	4"
	3 41/64	3 44/64	*CF300-8CS*	18.80	*CF300-8SS*	30.60	300	3.750	.090	4"
	3 45/64	3 48/64	*CF300-9CS*	18.80	*CF300-9SS*	30.60	300	3.813	.090	4"
	3 49/64	3 52/64	*CF300-10CS*	18.80	*CF300-10SS*	30.60	300	3.875	.090	4"
	3 53/64	3 56/64	*CF300-11CS*	18.80	*CF300-11SS*	30.60	300	3.938	.090	4"
	3 57/64	3 60/64	*CF300-12CS*	18.80	*CF300-12SS*	30.60	300	4.000	.090	4"
	3 61/64	4	*CF300-13CS*	18.80	*CF300-13SS*	30.60	300	4.063	.090	4"
	4 1/64	4 4/64	*CF300-14CS*	18.80	*CF300-14SS*	30.60	300	4.125	.090	4"
	4 5/64	4 8/64	*CF300-15CS*	18.80	*CF300-15SS*	30.60	300	4.188	.090	4"
	4 9/64	4 12/64	*CF300-16CS*	18.80	*CF300-16SS*	30.60	300	4.250	.090	4"
4"	4 13/64	4 16/64	*CF400-1CS*	25.00	*CF400-1SS*	71.20	300	4.313	.090	4"
	4 17/64	4 20/64	*CF400-2CS*	25.00	*CF400-2SS*	71.20	300	4.375	.090	4"
	4 21/64	4 24/64	*CF400-3CS*	25.00	*CF400-3SS*	71.20	300	4.438	.090	4"
	4 25/64	4 28/64	*CF400-4CS*	25.00	*CF400-4SS*	71.20	300	4.500	.090	4"
	4 29/64	4 32/64	*CF400-5CS*	25.00	*CF400-5SS*	71.20	300	4.563	.090	4"
	4 33/64	4 36/64	*CF400-6CS*	25.00	*CF400-6SS*	71.20	300	4.625	.090	4"
	4 37/64	4 40/64	*CF400-7CS*	25.00	*CF400-7SS*	71.20	300	4.688	.090	4"
	4 41/64	4 44/64	*CF400-8CS*	25.00	*CF400-8SS*	71.20	300	4.750	.090	4"
	4 45/64	4 48/64	*CF400-9CS*	25.00	*CF400-9SS*	71.20	300	4.813	.090	4"
	4 49/64	4 52/64	*CF400-10CS*	25.00	*CF400-10SS*	71.20	300	4.875	.090	4"
	4 53/64	4 56/64	*CF400-11CS*	25.00	*CF400-11SS*	71.20	300	4.938	.090	4"
	4 57/64	4 60/64	*CF400-12CS*	25.00	*CF400-12SS*	71.20	300	5.000	.090	4"
	4 61/64	5	*CF400-13CS*	25.00	*CF400-13SS*	71.20	300	5.063	.090	4"
	5 1/64	5 4/64	*CF400-14CS*	25.00	*CF400-14SS*	71.20	300	5.125	.090	4"
	5 5/64	5 8/64	*CF400-15CS*	25.00	*CF400-15SS*	71.20	300	5.188	.090	4"
	5 9/64	5 12/64	*CF400-16CS*	25.00	*CF400-16SS*	71.20	300	5.250	.090	4"
6"	6 21/64	6 28/64	*CF600-1CS*	52.25	*CF600-1SS*	85.00	*	6.500	.120	5-7/8"
	6 29/64	6 36/64	*CF600-2CS*	52.25	*CF600-2SS*	85.00	*	6.625	.120	5-7/8"
	6 37/64	6 44/64	*CF600-3CS*	52.25	*CF600-3SS*	85.00	*	6.750	.120	5-7/8"
	6 45/64	6 52/64	*CF600-4CS*	52.25	*CF600-4SS*	85.00	*	6.875	.120	5-7/8"
	6 53/64	6 60/64	*CF600-5CS*	52.25	*CF600-5SS*	85.00	*	7.000	.120	5-7/8"
	6 61/64	7 4/64	*CF600-6CS*	52.25	*CF600-6SS*	85.00	*	7.125	.120	5-7/8"
	7 5/64	7 12/64	*CF600-7CS*	52.25	*CF600-7SS*	85.00	*	7.250	.120	5-7/8"
	7 13/64	7 20/64	*CF600-8CS*	52.25	*CF600-8SS*	85.00	*	7.375	.120	5-7/8"
	7 21/64	7 28/64	*CF600-9CS*	52.25	*CF600-9SS*	85.00	*	7.500	.120	5-7/8"

* consult factory for pressure rating

[1] based on using King combination nipples

King Steel Round Nipples





for one clamp

Hose Size	NPT Size	*Unplated Steel* Part #	Price/E	Opt Qty
5/8"	1/2"	***KRN541***	**$12.00**	100
3/4"	1/2"	***KRN641***	**9.70**	50
1"	3/4"	***KRN861***	**12.85**	50

for two clamps

Hose Size	NPT Size	*Unplated Steel* Part #	Price/E	Opt Qty
1/2"	1/4"	***KRN422***	**$16.45**	100
1/2"	3/8"	***KRN432***	**11.30**	100
5/8"	1/2"	***KRN542***	**16.60**	100
3/4"	1/2"	***KRN642***	**13.65**	50
3/4"	3/4"	***KRN662***	**16.55**	50
1"	3/4"	***KRN862***	**12.85**	50
1"	1"	***KRN882***	**17.60**	50
1-1/4"	1"	***KRN1082***	**12.75**	25
1-1/2"	1-1/4"	***KRN1210***	**17.20**	25
2"	1-1/2"	***KRN1612***	**47.20**	20

King Steel Hex Nipples





for one clamp

Hose Size	NPT Size	*Plated Steel* Part #	Price/E	Opt Qty
1/4"	1/4"	***KHN221***	**$12.20**	100
3/8"	1/4"	***KHN321***	**10.35**	100
3/8"	3/8"	***KHN331***	**9.65**	100
3/8"	1/2"	***KHN341***	**12.65**	100
1/2"	1/4"	***KHN421***	**12.50**	50
1/2"	3/8"	***KHN431***	**13.00**	50
1/2"	1/2"	***KHN441***	**9.50**	50
1/2"	3/4"	***KHN461***	**12.25**	50
3/4"	1/2"	***KHN641***	**14.25**	50
3/4"	3/4"	***KHN661***	**14.20**	50
1"	3/4"	***KHN861***	**17.30**	50
1"	1"	***KHN881***	**17.95**	25

for two clamps

Hose Size	NPT Size	*Plated Steel* Part #	Price/E	Opt Qty
1/4"	1/4"	***KHN222***	**$18.05**	100
3/8"	1/4"	***KHN322***	**15.45**	100
3/8"	3/8"	***KHN332***	**15.30**	100
3/8"	1/2"	***KHN342***	**19.05**	100
1/2"	1/4"	***KHN422***	**16.05**	100
1/2"	3/8"	***KHN432***	**14.20**	100
1/2"	1/2"	***KHN442***	**14.00**	50
1/2"	3/4"	***KHN462***	**18.50**	50
3/4"	1/2"	***KHN642***	**15.10**	50
3/4"	3/4"	***KHN662***	**14.45**	50
1"	3/4"	***KHN862***	**20.95**	50
1"	1"	***KHN882***	**21.60**	25

King Short Shank Suction Couplings, NPSM Thread



Complete with NPSM thread



Female with NPSM thread



1" - 2½"



3" - 6"

Male with NPSM thread

Size	*Aluminum shanks with Brass nut*		Pkg Qty	*Aluminum shank with Brass nut*		*Aluminum*	
	Complete Part #	Price/E		Female Part #	Price/E	Male Part #	Price/E
1½"	***CAB150***	**$13.90**	60	***FAB150***	**$9.45**	***MA150***	**$4.15**
2"	***CAB200***	**20.50**	40	***FAB200***	**14.10**	***MA200***	**5.25**
2½"	***CAB250***	**37.30**	30	***FAB250***	**24.25**	***MA250***	**11.65**
3"	***CAB300***	**42.90**	18	***FAB300***	**27.00**	***MA300***	**13.85**
4"	***CAB400***	**85.00**	8	***FAB400***	**59.25**	***MA400***	**27.20**
6"	***CAB600***	**178.00**	6	***FAB600***	**118.00**	***MA600***	**52.00**

Size	*Brass shanks with Brass nut*		*Brass shank with Brass nut*		*Brass*	
	Complete Part #	Price/E	Female Part #	Price/E	Male Part #	Price/E
1¼"	***CBB125***	**$36.00**	***FBB125***	**$20.50**	***MB125***	**$19.20**
1½"	***CBB150***	**38.70**	***FBB150***	**24.10**	***MB150***	**18.10**
2"	***CBB200***	**55.00**	***FBB200***	**32.40**	***MB200***	**26.50**
2½"	***CBB250***	**88.70**	***FBB250***	**49.00**	***MB250***	**50.60**
3"	***CBB300***	**142.00**	***FBB300***	**84.70**	***MB300***	**67.75**
4"	***CBB400***	**212.00**	***FBB400***	**128.40**	***MB400***	**91.00**

Size	*Plated Iron shanks with Plated Iron nut*		*Plated Iron shank with Plated Iron nut*		*Plated Iron*	
	Complete Part #	Price/E	Female Part #	Price/E	Male Part #	Price/E
1"	***S33*** [1]	**$26.25**	***S12*** [1]	**$15.60**	***S10***	**$10.65**
1¼"	***S48***	**38.50**	***S17***	**22.65**	***S15***	**16.70**
1½"	***S63***	**38.10**	***S22***	**21.00**	***S20***	**17.10**
2"	***S78***	**51.30**	***S27***	**29.50**	***S25***	**21.80**
2½"	***S93***	**90.00**	***S32***	**55.00**	***S30***	**35.00**
3"	***S111***	**97.60**	***S38***	**48.90**	***S36***	**48.70**
4"	***S123***	**163.25**	***S42***	**90.50**	***S40***	**72.75**
5"	***S168***	**334.00**	***S57***	**215.00**	***S55***	**119.00**
6"	***S183***	**341.20**	***S62***	**198.70**	***S60***	**142.50**

Size	*Plated Iron shanks with Brass nut*		*Plated Iron shank with Brass nut*		*Plated Iron*	
	Complete Part #	Price/E	Female Part #	Price/E	Male Part #	Price/E
1"	***SB33*** [1]	**$31.25**	***SB12*** [1]	**$22.00**	***S10***	**$10.65**
1¼"	***SB48***	**35.90**	***SB17***	**19.20**	***S15***	**16.70**
1½"	***SB63***	**35.10**	***SB22***	**18.00**	***S20***	**17.10**
2"	***SB78***	**46.30**	***SB27***	**24.50**	***S25***	**21.80**
2½"	***SB93***	**81.35**	***SB32***	**46.35**	***S30***	**35.00**
3"	***SB111***	**95.35**	***SB38***	**46.65**	***S36***	**48.70**
4"	***SB123***	**152.55**	***SB42***	**79.80**	***S40***	**72.75**
5"	***SB168***	**326.85**	***SB57***	**207.85**	***S55***	**119.00**
6"	***SB183***	**324.50**	***SB62***	**182.00**	***S60***	**142.50**

- couplings supplied with rubber gaskets

[1] 1" fittings have a hex nut design

Replacement gaskets (KRW standard) are available, see page 275.

Steel King Short Shank Suction Couplings, NPSM Thread



Complete with NPSM thread



Female with NPSM thread



Male with NPSM thread

Size	*Steel shanks with Iron nut*		*Steel shank with Iron nut*		*Steel*	
	Complete Part #	Price/E	Female Part #	Price/E	Male Part #	Price/E
1¼"	***CSM125***	**$41.75**	***FCSM125***	**$23.90**	***MCS125***	**$17.85**
1½"	***CSM150***	**32.65**	***FCSM150***	**19.35**	***MCS150***	**13.30**
2"	***CSM200***	**46.60**	***FCSM200***	**26.50**	***MCS200***	**20.10**
2½"	***CSM250***	**60.95**	***FCSM250***	**31.50**	***MCS250***	**29.45**
3"	***CSM300***	**74.10**	***FCSM300***	**41.80**	***MCS300***	**32.30**
4"	***CSM400***	**128.70**	***FCSM400***	**81.80**	***MCS400***	**46.90**
6"	***CSM600***	**263.75**	***FCSM600***	**150.15**	***MCS600***	**113.60**

Size	*Steel shanks with Brass nut*		*Steel shank with Brass nut*		*Steel*	
	Complete Part #	Price/E	Female Part #	Price/E	Male Part #	Price/E
1¼"	***CSB125***	**$45.15**	***FCSB125***	**$27.30**	***MCS125***	**$17.85**
1½"	***CSB150***	**32.30**	***FCSB150***	**19.00**	***MCS150***	**13.30**
2"	***CSB200***	**41.70**	***FCSB200***	**21.60**	***MCS200***	**20.10**
2½"	***CSB250***	**63.75**	***FCSB250***	**34.30**	***MCS250***	**29.45**
3"	***CSB300***	**72.55**	***FCSB300***	**40.25**	***MCS300***	**32.30**
4"	***CSB400***	**133.25**	***FCSB400***	**86.35**	***MCS400***	**46.90**
6"	***CSB600***	**256.35**	***FCSB600***	**142.75**	***MCS600***	**113.60**

King Short Shank Suction Couplings, NST (NH) Thread



Complete with NST (NH) thread



Female with NST (NH) thread



Male with NST (NH) thread

Size	*Steel shanks with Iron nut*		*Steel shank with Iron nut*		*Steel*	
	Complete Part #	Price/E	Female Part #	Price/E	Male Part #	Price/E
1½"	***S63N***	**$51.35**	***S22N***	**$29.20**	***S201***	**$22.15**
2½"	***S93N***	**92.90**	***S32N***	**50.00**	***S301***	**42.90**

Size	*Plated Iron shanks with Brass nut*		*Plated Iron shank with Brass nut*		*Steel*	
	Complete Part #	Price/E	Female Part #	Price/E	Male Part #	Price/E
1½"	***SB63N***	**$52.45**	***SB22N***	**$30.30**	***S201***	**$22.15**
2½"	***SB93N***	**108.40**	***SB32N***	**65.50**	***S301***	**42.90**

Size	*Brass shanks with Brass nut*		*Brass shank with Brass nut*		*Brass*	
	Complete Part #	Price/E	Female Part #	Price/E	Male Part #	Price/E
1½"	***BS63N***	**$72.60**	***BS22N***	**$27.45**	***BS201***	**$45.15**
2½"	***BS93N***	**155.30**	***BS32N***	**65.75**	***BS301***	**89.55**

Size	*Aluminum shanks with Brass nut*		*Aluminum shank with Brass nut*		*Aluminum*	
	Complete Part #	Price/E	Female Part #	Price/E	Male Part #	Price/E
1½"	***CAB150N***	**$29.75**	***FAB150N***	**$17.60**	***MA150N***	**$9.00**
2½"	***CAB250N***	**57.50**	***FAB250N***	**33.50**	***MA250N***	**17.85**

NST (Common Fire Hose Thread) is also known as NH
Replacement gaskets are available, see page 275. Rubber (KRW) gaskets are standard

Long Shank Couplings



Complete Coupling



Female



Male

Hose ID	NPSM Thread	*Plated Steel* Complete Part #	Price/E	*Plated Steel* Female Part #	Price/E	*Plated Steel* Male Part #	Price/E
1/2"	1/2"	***SLS404***	**$24.50**	***SLS444***	**$13.00**	***SLS414***	**$11.50**
3/4"	3/4"	***SLS606***	**26.95**	***SLS646***	**13.95**	***SLS616***	**13.00**
1"	1"	***SLS808***	**39.80**	***SLS848***	**22.15**	***SLS818***	**17.65**

Hose ID	GHT Thread	*Plated Steel* Complete Part #	Price/E	*Plated Steel* Female Part #	Price/E	*Plated Steel* Male Part #	Price/E
3/8"	3/4"	***SLS307***	**$29.85**	***SLS347***	**$16.50**	***SLS317***	**$13.35**
1/2"	3/4"	***SLS407***	**25.80**	***SLS447***	**15.20**	***SLS417***	**10.60**
5/8"	3/4"	***SLS507***	**23.40**	***SLS547***	**11.80**	***SLS517***	**11.60**
3/4"	3/4"	***SLS607***	**24.30**	***SLS647***	**12.50**	***SLS617***	**11.80**

Hose ID	NPSM Thread	*Plated Iron* Complete Part #	Price/E	*Plated Iron* Female Part #	Price/E	*Plated Iron* Male Part #	Price/E
1-1/4"	1-1/4"	***MLS48***	**$52.50**	***MLS33***	**$26.25**	***MLS15***	**$26.25**
1-1/2"	1-1/2"	***MLS63***	**53.40**	***MLS43***	**25.90**	***MLS20***	**27.50**
2"	2"	***MLS78***	**75.65**	***MLS53***	**44.30**	***MLS25***	**31.35**

Hose ID	NPSM Thread	*Brass* Complete Part #	Price/E	*Brass* Female Part #	Price/E	*Brass* Male Part #	Price/E
1/2"	1/2"	***BLS404***	**$25.60**	***BLS444***	**$12.50**	***BLS414***	**$13.10**
1/2"	3/4"	***BLS406***	**29.50**	***BLS446***	**11.90**	***BLS416***	**17.60**
5/8"	3/4"	***BLS506***	**25.00**	***BLS546***	**13.75**	***BLS516***	**11.25**
3/4"	3/4"	***BLS606***	**23.40**	***BLS646***	**12.10**	***BLS616***	**11.30**
1"	1"	***BLS808***	**37.90**	***BLS848***	**19.90**	***BLS818***	**18.00**
1-1/4"	1-1/4"	***BLS48***	**76.30**	***BLS33***	**42.75**	***BLS15***	**33.55**
1-1/2"	1-1/2"	***BLS63***	**100.45**	***BLS43***	**55.00**	***BLS20***	**45.45**
2"	2"	***BLS78***	**153.45**	***BLS53***	**83.80**	***BLS25***	**69.65**

- sizes ½" to 1" machined; 1¼" to 2" cast

Hose ID	GHT Thread	*Brass* Complete Part #	Price/E	*Brass* Female Part #	Price/E	Pkg Qty	*Brass* Male Part #	Price/E	Pkg Qty
1/2"	3/4"	***BLS407***	**$17.40**	***BLS447***	**$8.88**	150	***BLS417*** [1]	**$8.52**	150
5/8"	3/4"	***BLS507***	**17.78**	***BLS547***	**9.08**	150	***BLS517*** [1]	**8.70**	150
3/4"	3/4"	***BLS607***	**17.88**	***BLS647***	**9.16**	150	***BLS617*** [1]	**8.72**	150

[1] redesigned with extended male GHT, deeper thread

Hose ID	NST Thread	*Brass* Complete Part #	Price/E	*Brass* Female Part #	Price/E	*Brass* Male Part #	Price/E
1-1/2"	1-1/2"	***BLS63NST***	**$119.80**	***BLS150NST***	**$68.80**	***BLS20NST***	**$51.00**
2-1/2"	2-1/2"	***BLS93NST***	**219.10**	***BLS250NST***	**112.60**	***BLS30NST***	**106.50**

KRW rubber gaskets standard, located on page 275.

Super King Long Shank Couplings for Bulk Handling

NPSM Female Coupling



KLW leather gaskets standard | PTFE gaskets standard

Size	Shank Length	*Plated Steel Shank with Brass Nut*		*Plated Steel Shank with Iron Nut*		*316 Stainless Shank with Iron Nut*		*316 Stainless Shank with Stain. Nut*	
		Part #	Price/E	Part #	Price/E	Part #	Price/E	Part #	Price/E
1-1/4"	4-1/8"	***SD15***	**$44.75**	***SDMP15***	**$44.35**	**---**	**---**	**---**	**---**
1-1/2"	4-1/8"	***SD20***	**47.20**	***SDMP20***	**46.10**	**---**	**---**	***RSHR20*** [1]	**$126.00**
2"	5"	***SD25***	**58.35**	***SDMP25***	**57.20**	***RSDM25***	**$111.20**	***RSDR25*** [1]	**154.00**
2-1/2"	5"	***SD30***	**86.50**	***SDMP30***	**82.00**	**---**	**---**	**---**	**---**
3"	5"	***SD35***	**85.45**	***SDMP35***	**81.10**	***RSDM35***	**155.00**	**---**	**---**
4"	5"	***SD40***	**124.00**	***SDMP40***	**123.00**	**---**	**---**	**---**	**---**

[1] has a hex nut

NPT Male Coupling



Size	Shank Length	*Plated Steel*		*316 Stainless*	
		Part #	Price/E	Part #	Price/E
1-1/4"	4-3/8"	***SK16***	**$18.95**	**---**	**---**
1-1/2"	4-5/32"	***SK21***	**22.15**	**---**	**---**
2"	5-5/16"	***SK26***	**27.55**	***RSK26***	**$80.00**
2-1/2"	5-5/16"	***SK31***	**47.90**	**---**	**---**
3"	5-1/2"	***SK36***	**51.45**	***RSK36***	**148.00**
4"	5-1/2"	***SK46***	**72.30**	**---**	**---**

All Super King long shank couplings will accept 3 band clamps.
Replacement Viton® (KVW) gaskets are available on page 275. PTFE gaskets are available on page 606.

Spray Hose Couplings



Complete Coupling



Female



Male



Gasket

Hose ID	NPSM Thread	*Plated Steel*		*Plated Steel*		*Plated Steel*		*Leather*	
		Complete Part #	Price/E	Female Part #	Price/E	Male Part #	Price/E	Part #	Price/E
3/8"	3/4"	***SS306***	**$29.60**	***SS346***	**$14.20**	***SS316***	**$15.40**	***KLW5***	**$1.60**
1/2"	1/2"	***SS404***	**37.50**	***SS444***	**23.50**	***SS414***	**14.00**	***KLW1***	**2.50**
1/2"	3/4"	***SS406***	**29.35**	***SS446***	**12.55**	***SS416***	**16.80**	***KLW5***	**1.60**
3/4"	3/4"	***SS606***	**36.75**	***SS646***	**22.35**	***SS616***	**14.40**	***KLW5***	**1.60**
1"	1"	***SS808***	**69.05**	***SS848***	**47.55**	***SS818***	**21.50**	***KLW10***	**1.75**

Hose ID	GHT Thread	*Plated Steel*		*Plated Steel*		*Plated Steel*		*Leather*	
		Complete Part #	Price/E	Female Part #	Price/E	Male Part #	Price/E	Part #	Price/E
3/8"	3/4"	***SS307***	**$24.35**	***SS347***	**$13.40**	***SS317***	**$10.95**	***KLW5***	**$1.60**
1/2"	3/4"	***SS407***	**22.95**	***SS447***	**11.40**	***SS417***	**11.55**	***KLW5***	**1.60**
5/8"	3/4"	***SS507***	**26.80**	***SS547***	**13.30**	***SS517***	**13.50**	***KLW5***	**1.60**
3/4"	3/4"	***SS607***	**34.75**	***SS647***	**22.60**	***SS617***	**12.15**	***KLW5***	**1.60**

Note: use with Boss clamps on page 98.

316 Stainless Steel Inserts

- brass inserts are available on page 319

Hose Size	NPT Size	Part #	Price/E
1/8"	1/8"	***RN11***	**$14.00**
3/16"	1/8"	***RN151***	**16.70**
3/16"	1/4"	***RN152***	**16.20**
1/4"	1/8"	***RN21***	**13.20**
1/4"	1/4"	***RN22***	**11.60**
1/4"	3/8"	***RN23***	**21.85**
5/16"	1/8"	***RN251***	**14.50**
5/16"	1/4"	***RN252***	**17.60**
5/16"	3/8"	***RN253***	**20.00**
3/8"	1/8"	***RN31***	**12.15**
3/8"	1/4"	***RN32***	**11.80**
3/8"	3/8"	***RN33***	**14.50**
3/8"	1/2"	***RN34***	**29.55**
1/2"	1/4"	***RN42***	**15.50**
1/2"	3/8"	***RN43***	**22.15**
1/2"	1/2"	***RN44***	**28.95**
1/2"	3/4"	***RN46***	**36.35**
5/8"	3/8"	***RN53***	**24.25**
5/8"	1/2"	***RN54***	**27.00**
5/8"	3/4"	***RN56***	**36.15**
3/4"	1/2"	***RN64***	**40.95**
3/4"	3/4"	***RN66***	**48.00**
1"	3/4"	***RN86***	**54.00**
1"	1"	***RKHN881*** [1]	**77.25**

[1] same shank style as KHN881 shown on page 268



316 Stainless Short Shank Couplings

- Standard gasket is rubber (KRW); for Viton® gaskets (KVW) see page 275.

Size	*316 Stainless Steel* Complete Part #	Price/E
1/2"	***RES404***	**$98.90**
3/4"	***RES606***	**62.35**
1"	***RES808***	**63.80**
1-1/4"	***RES48***	**166.40**
1-1/2"	***RES63***	**131.60**
2"	***RES78***	**169.75**



Complete Coupling

Size	*316 Stainless Steel* Female Part #	Price/E
1/2"	***RES444***	**$77.80**
3/4"	***RES646***	**41.20**
1"	***RES848***	**42.55**
1-1/4"	***RES33***	**139.30**
1-1/2"	***RES43***	**99.00**
2"	***RES53***	**124.75**



Female with Nut
NPSM Thread

Size	*316 Stainless Steel* Male Part #	Price/E	Opt Qty
1/2"	***RST1*** [1]	**$21.10**	50
3/4"	***RST5*** [1]	**21.15**	50
1"	***RST10***	**21.25**	50
1-1/4"	***RST15***	**27.10**	50
1-1/2"	***RST20***	**32.60**	50
2"	***RST25***	**45.00**	25



Male
NPT Thread

[1] made from casting

Dixon 316 Stainless Steel Hose Menders



Size	Length	Part #	Price/E
1/4"	2-1/32"	***RM2***	**$15.20**
3/8"	2-1/16"	***RM3***	**16.30**
1/2"	2-1/16"	***RM4***	**24.25**
3/4"	2-1/2"	***RM6***	**31.40**

316 Stainless Steel Pipe Nipples

Close Nipples

- reference page 313 for brass nipples
- reference pages 235 and 589 for carbon steel and galvanized nipples



schedule 40 welded pipe
male NPT x male NPT

NPT Size	Overall Length	Part #	Price/E	Opt Qty
1/8"	3/4"	***CN012SS***	**$4.25**	--
1/4"	7/8"	***CN025SS***	**4.75**	--
3/8"	1"	***CN037SS***	**5.85**	--
1/2"	1-1/8"	***CN050SS***	**7.80**	--
3/4"	1-3/8"	***CN075SS***	**10.10**	10
1"	1-1/2"	***CN100SS***	**14.00**	10
1-1/2"	1-3/4"	***CN150SS***	**23.70**	10
2"	2"	***CN200SS***	**36.75**	--
3"	2-5/8"	***CN300SS***	**98.80**	--
4"	2-7/8"	***CN400SS***	**133.45**	--

Threaded Both End Nipples

- reference page 313 for brass nipples
- reference page 590 for carbon steel and stainless nipples



schedule 40 welded pipe
male NPT x male NPT

NPT Size	Overall Length	Part #	Price/E
1/4"	6"	***TN025X6SS***	**$16.80**
1/2"	6"	***TN050X6SS***	**31.20**
3/4"	6"	***TN075X6SS***	**35.15**
1"	6"	***TN100X6SS***	**47.50**
1-1/2"	6"	***TN150X6SS***	**71.80**
2"	6"	***TN200X6SS***	**94.15**
3"	6"	***TN300X6SS***	**191.20**
4"	6"	***TN400X6SS***	**255.75**

SAFETY ALERT *Do not use pipe nipples as hose inserts.* SAFETY ALERT

Pin Lug Spanner Wrenches

single end wrench

Size	*Plated Iron* Part #	Price/E
1½"	***SW15***	**$9.80**
2"	***SW20***	**10.15**
2½"	***SW25***	**11.55**
3"	***SW30***	**13.25**
4"	***SW40***	**13.65**
6"	***SW60***	**84.85**



double end wrench

Size	*Plated Iron* Part #	Price/E
1½", 2" x 2½", 3"	***SW153***	**$24.90**



Additional spanner wrenches are also available on pages 502-503.

Gaskets for Suction, Long and Short Shank Couplings



for NST thread

Size	*Rubber (Styrene Butadiene)* Part #	Price/E	*Neoprene* Part #	Price/E	*Viton®* Part #	Price/E	*Leather* Part #	Price/E	*Rubber* Part #	Price/E
½"	***KRW1***	**$0.45**	**---**	**---**	**---**	**---**	***KLW1***	**$2.50**	**---**	**---**
¾"	***KRW5***	**0.45**	***KNW5***	**$0.50**	**---**	**---**	***KLW5***	**1.60**	**---**	**---**
1"	***KRW10***	**0.45**	***KNW10***	**0.50**	***KVW10***	**$3.85**	***KLW10***	**1.75**	**---**	**---**
1¼"	***KRW15***	**0.45**	***KNW15***	**0.95**	**---**	**---**	***KLW15***	**1.75**	**---**	**---**
1½"	***KRW20***	**0.55**	***KNW20***	**0.75**	***KVW20***	**7.25**	***KLW20***	**2.10**	***KRW2075***	**$1.85**
2"	***KRW25***	**0.70**	***KNW25***	**0.85**	***KVW25***	**10.10**	***KLW25***	**2.25**	**---**	**---**
2½"	***KRW30***	**0.90**	***KNW30***	**0.95**	**---**	**---**	***KLW30***	**2.40**	***KRW3075***	**1.90**
3"	***KRW35***	**0.90**	***KNW35***	**1.35**	***KVW35***	**21.85**	***KLW35***	**3.10**	**---**	**---**
4"	***KRW40***	**1.50**	***KNW40***	**2.15**	**---**	**---**	***KLW40***	**4.60**	**---**	**---**
5"	***KRW50***	**3.50**	***KNW50***	**4.25**	**---**	**---**	**---**	**---**	**---**	**---**
6"	***KRW60***	**4.45**	***KNW60***	**6.35**	**---**	**---**	**---**	**---**	**---**	**---**
8"	***KRW80***	**9.80**	***KNW80***	**12.10**	**---**	**---**	**---**	**---**	**---**	**---**

Dixon 316 Stainless Steel Menders



Size	Length	*Stainless Steel* Part #	Price/E
1/4"	2-1/32"	***RM2***	**$15.20**
3/8"	2-1/16"	***RM3***	**16.30**
1/2"	2-1/16"	***RM4***	**24.25**
3/4"	2-1/2"	***RM6***	**31.40**

Dixon Brass Hose Menders



Size	*Brass* Part #	Price/E	Opt Qty
1/8"	***BM1***	**$1.81**	100
3/16"	***BM15***	**1.63**	100
1/4"	***BM2***	**1.91**	100
1/4" x 1/8"	***BM2-1***	**2.29**	100
5/16"	***BM25***	**2.04**	100
3/8"	***BM3***	**2.34**	100
3/8" x 1/4"	***BM3-2***	**2.77**	100
1/2"	***BM4***	**3.30**	50
1/2" x 3/8"	***BM4-3***	**3.76**	50
5/8"	***BM5***	**3.92**	50
5/8" x 3/8"	***BM5-3***	**3.99**	50
5/8" x 1/2"	New ***BM5-4***	**4.44**	50
3/4"	***BM6***	**5.52**	50
3/4" x 1/2"	***BM6-4***	**5.44**	50
1"	***BM8***	**10.00**	10

Tuff-Lite Nylon Menders

- maximum working temperature **150°F**



¼" - 2" menders



3" - 6" menders

Size	*Nylon* Part #	Price/E	Pkg Qty
1/4"	***TM2*** [1]	**$0.80**	50
5/16"	***TM25*** [1]	**0.82**	50
3/8"	***TM3*** [1]	**0.84**	50
1/2"	***TM4*** [1]	**1.10**	50
5/8"	***TM5*** [1]	**1.48**	50
3/4"	***TM6*** [1]	**1.48**	50
1"	***TM8*** [1]	**1.82**	25
1-1/4"	***TM16***	**4.55**	50
1-1/2"	***TM21***	**7.45**	100
2"	***TM26***	**10.15**	50
3"	***TM36***	**36.25**	---
4"	***TM46***	**55.20**	---
6"	***TM66***	**85.10**	---

[1] TM2 through TM8 sold in package quantity only.

Tuff-Lite Nylon Push-On Menders

- no clamps needed when used with push-on hose
- sold in package quantity only



Size	*Nylon* Part #	Price/E	Pkg Qty
1/4"	***TPM2***	**$0.65**	50
3/8"	***TPM3***	**0.71**	50
1/2"	***TPM4***	**0.87**	50

Steel Dixon Hose Menders

- **They are not for compressible products such as air, nitrogen or steam.** SAFETY ALERT
- *The working pressure may vary with the construction of the hose, the type of clamping system used and the application. Consult the factory for recommendations.*
- In accordance with the R.M.A. bulletin for oil suction and discharge hose, a coupled length of hose in any size, should be tested to 1½ times the working pressure and held for fifteen minutes without leaking or coupling movement. For additional information and detailed instruction on testing procedures, see the Rubber Manufacturers Association (R.M.A.) handbook.

Size	*Zinc Plated Steel* Part #	Price/E	Opt Qty	*316 Stainless Steel* Part #	Price/E	Opt Qty
1/4"	***DMA***	**$7.65**	200	***RDMA***	**$28.00**	100
3/8"	***DMB***	**7.70**	100	***RDMB***	**32.65**	100
1/2"	***DM1***	**7.60**	50	***RDM1***	**28.15**	50
5/8"	***DM5***	**7.65**	50	**---**	**---**	---
3/4"	***DM6***	**6.80**	50	***RDM6***	**58.00**	50
1"	***DM11***	**6.35**	50	***RDM11***	**61.00**	50
1-1/4"	***DM16***	**8.45**	50	***RDM16***	**64.50**	5
1-3/8"	***DM18***	**25.55**	50	**---**	**---**	---
1-1/2"	***DM21***	**9.00**	50	***RDM21***	**73.50**	50
1-1/2"	***DMXL21*** [1]	**24.15**	25	**---**	**---**	---
2"	***DM26***	**11.20**	50	***RDM26***	**82.70**	10
2"	***DMXL26*** [1]	**29.05**	25	**---**	**---**	---
2-1/2"	***DM31***	**18.30**	25	**---**	**---**	---
3"	***DM36***	**22.50**	20	***RDM36***	**183.30**	5
4"	***DM46***	**40.00**	10	***RDM46***	**216.30**	5
5"	***DM51***	**130.00**	5	**---**	**---**	---
6"	***DM66***	**100.55**	4	**---**	**---**	---
8"	***DM86***	**210.90**	1	**---**	**---**	---
10"	***DM100***	**335.00**	1	**---**	**---**	---
12"	***DM120***	**512.30**	1	**---**	**---**	---

[1] XL series is extra long



Steel King Hose Menders

- **They are not for compressible products such as air, nitrogen or steam.** SAFETY ALERT
- *The working pressure may vary with the construction of the hose, the type of clamping system used and the application.* Consult the factory for recommendations.
- In accordance with the R.M.A. bulletin for oil suction and discharge hose, a coupled length of hose in any size, should be tested to 1½ times the working pressure and held for fifteen minutes without leaking or coupling movement. For additional information and detailed instruction on testing procedures, see the Rubber Manufacturers Association (R.M.A.) handbook.

Size	for 1 clamp each end *Steel* Part #	Price/E	for 2 clamps each end *Steel* Part #	Price/E
1/4"	***KM21***	**$7.00**	**---**	**---**
5/16"	***KM251***	**7.00**	**---**	**---**
1/2"	***KM41***	**8.80**	***KM42***	**$11.10**
5/8"	***KM51***	**11.00**	***KM52***	**11.85**
3/4"	***KM61***	**8.00**	***KM62***	**10.90**
1"	***KM81***	**8.30**	***KM82***	**11.75**
1-1/4"	***KM101***	**7.80**	***KM102***	**13.00**
1-1/2"	***KM121***	**11.10**	***KM122***	**20.35**
2"	**---**	**---**	***KM162***	**28.15**



for 1 clamp each end



for 2 clamps each end

Strainer with Spring Loaded Check Valves

- brass with NBR seat, stainless steel strainer
- soft seat for bubble tight shutoff, spring loaded for fast seating action
- flow profile designed to minimize head loss
- temperature range: **10°F** to **210°F** (-10°C to 100°C)
- cracking pressure: **0.50 PSI**
- pressure rating: 1½"-2" **400 PSI** WOG, 3"-4" **175 PSI** WOG
- Underwriters approved

Size	Part #	Price/E
1½"	***BVFS20*** [1]	**$88.05**
2"	***BVFS25*** [1]	**126.80**
3"	***BVFS35***	**372.80**
4"	***BVFS40***	**562.30**

[1] NSF61 approved



Quick Connect Fittings

- The primary applications for these fittings are irrigation and suction lines.
- The hot dipped, galvanized quick connect fittings has a double pin locking lever for smooth closing action.
- Type A (*Agri-Lock style*) locks on the female side. Type B (*Bauer style*) locks on the male side.
- Each coupler is equipped with a safety pin to prevent accidental openings.
- These fittings are not recommended for chemicals or any hazardous type materials where the possibility of leakage would result in health or environmental concerns. Consult the factory for recommendations.

SAFETY ALERT

(Agri-Lock style)
Type A



Type A male with 150 ASA flange

Size Inches	*Galvanized Steel* Part #	Price/E
10"	***MC22210***	**$891.25**
12"	***MC22212***	**1216.80**



Type A female with 150 ASA flange with gasket
(10" pictured)

Size Inches	*Galvanized Steel* Part #	Price/E
10"	***FC22310***	**$875.50**
12"	***FC22312*** [1]	**1257.00**



Type A male with hose shank

Size Inches	*Galvanized Steel* Part #	Price/E
10"	***MC21110***	**$352.80**
12"	***MC21112***	**551.50**



Type A female with hose shank with gasket
(10" pictured)

Size Inches	*Galvanized Steel* Part #	Price/E
10"	***FC21210***	**$346.25**
12"	***FC21212*** [1]	**630.00**



Type A male x female 90° elbow with gasket
(12" pictured)

Size Inches	*Galvanized Steel* Part #	Price/E
10"	***EL21510-90***	**$806.25**
12"	***EL21512-90*** [1]	**1265.75**

[1] M20412 lever assist bar is recommended for use with these items, page 279

Quick Connect Fittings

(Agri-Lock style)
Type A



Type A male plug with ring

Size Inches	Galvanized Steel Part #	Price/E
10"	***MP21010***	**$267.50**
12"	***MP21012***	**479.00**



Type A female plug with gasket (10" pictured)

Size Inches	Galvanized Steel Part #	Price/E
10"	***FP20910***	**$295.50**
12"	***FP20912*** [1]	**628.10**

[1] M20412 lever assist bar is recommended for use with this item.



Type A gaskets

Size Inches	Rubber Part #	Rubber Price/E	EPDM Part #	EPDM Price/E
10"	***RG20510***	**$26.25**	***RG20610***	**$58.50**
12"	***RG20512***	**29.50**	***RG20612***	**66.50**



Type A accessories

Size Inches	Description	Galvanized Steel Part #	Galvanized Steel Price/E
12"	assist bar for Type A 12" fittings	***M20412***	**$10.25**
12"	safety pin for 12" fittings	***SP390***	**13.10**

New for 2012



Type A male - for welding to pipe

Size Inches	Unplated Steel Part #	Unplated Steel Price/E
10"	***20310***	**$67.00**
12"	***20312***	**135.00**



Type A female - for welding to pipe

Size Inches	Unplated Steel Part #	Unplated Steel Price/E
10"	***20410***	**$143.00**
12"	***20412***	**300.00**

Quick Connect Fittings

(Bauer style)
Type B



Type B male with 150 ASA flange

Size Inches	Galvanized Steel Part #	Galvanized Steel Price/E
4"	***MC3134***	**$228.00**
6"	***MC3136***	**403.50**
8"	***MC3138***	**735.25**
10"	***MC31310***	**1335.00**
12"	***MC31312***	**1646.20**



Type B female with 150 ASA flange with gasket

Size Inches	Galvanized Steel Part #	Galvanized Steel Price/E
4"	***FC3144***	**$152.00**
6"	***FC3146***	**262.50**
8"	***FC3148***	**427.30**
10"	***FC31410***	**804.70**
12"	***FC31412***	**1040.25**

Quick Connect Fittings

(Bauer style)
Type B



Type B male with hose shank

Size Inches	Galvanized Steel Part #	Price/E
2"	***MC3092***	**$43.50**
3"	***MC3093***	**69.50**
4"	***MC3094***	**124.90**
6"	***MC3096***	**219.25**
8"	***MC3098***	**422.00**
10"	***MC30910***	**860.50**
12"	***MC30912***	**1047.50**



Type B female with hose shank with gasket

Size Inches	Galvanized Steel Part #	Price/E
2"	***FC3102***	**$24.50**
3"	***FC3103***	**39.00**
4"	***FC3104***	**57.00**
6"	***FC3106***	**97.50**
8"	***FC3108***	**185.60**
10"	***FC31010***	**376.75**
12"	***FC31012***	**483.70**



Type B male with male NPT

Size Inches	Galvanized Steel Part #	Price/E
2"	***MCM3112***	**$60.50**
3"	***MCM3113***	**89.00**
4"	***MCM3114***	**149.75**
6"	***MCM3116***	**270.50**
8"	***MCM3118***	**525.00**



Type B female with male NPT with gasket

Size Inches	Galvanized Steel Part #	Price/E
2"	***FCM3122***	**$40.50**
3"	***FCM3123***	**51.50**
4"	***FCM3124***	**83.25**
6"	***FCM3126***	**142.50**
8"	***FCM3128***	**293.00**



Type B male with male NPT - extra long

Size Inches	Galvanized Steel Part #	Price/E
2"	***MCM3112XL***	**$82.00**
3"	***MCM3113XL***	**102.60**
4"	***MCM3114XL***	**227.25**
6"	***MCM3116XL***	**431.80**
8"	***MCM3118XL***	**834.00**



Standard Strainer Square Hole Type

NPT Size	Zinc Plated Steel Part #	Price/E
2"	***SHS25***	**$28.20**
3"	***SHS35***	**45.00**
4"	***SHS40***	**63.20**
6"	***SHS60***	**162.25**
8"	***SHS80***	**385.00**

Quick Connect Fittings

(Bauer style)
Type B



Type B male x female 90° elbow with gasket

Size Inches	Galvanized Steel Part #	Price/E
4"	***EL3154-90***	**$195.75**
6"	***EL3156-90***	**372.75**
8"	***EL3158-90***	**691.00**
10"	***EL31510-90***	**1340.25**
12"	***EL31512-90***	**1687.00**



Type B male x female 45° elbow with gasket

Size Inches	Galvanized Steel Part #	Price/E
4"	***EL3154-45***	**$194.00**
6"	***EL3156-45***	**362.50**
8"	***EL3158-45***	**584.50**
10"	***EL31510-45***	**1160.80**
12"	***EL31512-45***	**1472.70**



Type B female x male reducer with gasket

Female Size Inches	Male Size Inches	Galvanized Steel Part #	Price/E
6"	4"	***FMR31864***	**$182.40**
8"	6"	***FMR31886***	**353.50**
10"	8"	***FMR318108***	**686.30**
12"	10"	***FMR3181210***	**1217.90**



Type B female x male increaser with gasket

Female Size Inches	Male Size Inches	Galvanized Steel Part #	Price/E
4"	6"	***FMI31946***	**$232.70**
6"	8"	***FMI31968***	**470.00**
8"	10"	***FMI319810***	**948.00**
10"	12"	***FMI3191012***	**1280.00**



Type B male plug

Size Inches	Galvanized Steel Part #	Price/E
2"	***MP3232***	**$39.00**
3"	***MP3233***	**60.75**
4"	***MP3234***	**105.50**
6"	***MP3236***	**190.10**
8"	***MP3238***	**350.75**
10"	***MP32310***	**761.60**
12"	***MP32312***	**944.80**



Type B female plug with gasket

Size Inches	Galvanized Steel Part #	Price/E
2"	***FP3082***	**$16.70**
3"	***FP3083***	**18.90**
4"	***FP3084***	**35.50**
6"	***FP3086***	**81.25**
8"	***FP3088***	**129.25**
10"	***FP30810***	**326.25**
12"	***FP30812***	**450.75**

Quick Connect Fittings

(Bauer style)
Type B



Type B female with gasket

Size Inches	*Unplated Steel* Part #	Price/E
2"	***3022***	**$5.90**
3"	***3023***	**6.85**
4"	***3024***	**17.10**
6"	***3026***	**36.10**
8"	***3028***	**69.25**
10"	***30210***	**163.75**
12"	***30212***	**230.70**



Type B male

Size Inches	*Unplated Steel* Part #	Price/E
2"	***3032***	**$4.35**
3"	***3033***	**4.90**
4"	***3034***	**13.50**
6"	***3036***	**20.50**
8"	***3038***	**42.00**
10"	***30310***	**93.70**
12"	***30312***	**134.00**

- Female and male fittings are commonly used for butt-welding to pipe.



2" - 8"



10" - 12"

Type B safety pins

Size Inches	*Galvanized Steel* Part #	Price/E
2"	***SP59***	**$3.35**
3"	***SP76***	**8.95**
4"	***SP89***	**9.70**
6"	***SP159***	**10.00**
8"	***SP159***	**10.00**
10"	***SP390***	**13.10**
12"	***SP390***	**13.10**



Type B lever ring

Size Inches	*Galvanized Steel* Part #	Price/E
2"	***LR3042***	**$22.50**
3"	***LR3043***	**40.90**
4"	***LR3044***	**73.10**
6"	***LR3046***	**140.00**
8"	***LR3048***	**268.25**
10"	***LR30410***	**557.50**
12"	***LR30412***	**678.00**



Type B accessory

Size Inches	Description	*Galvanized Steel* Part #	Price/E
10" 12"	lever assist bar for 10" and 12" Type B fittings	***ACB304***	**$41.75**



Type B gaskets

Size Inches	*Rubber* Part #	Price/E	*EPDM* Part #	Price/E
2"	***RG3052***	**$1.15**	***RG3062***	**$4.50**
3"	***RG3053***	**2.05**	***RG3063***	**6.20**
4"	***RG3054***	**5.10**	***RG3064***	**9.80**
6"	***RG3056***	**10.10**	***RG3066***	**20.75**
8"	***RG3058***	**22.90**	***RG3068***	**37.50**
10"	***RG30510***	**33.75**	***RG30610***	**47.25**
12"	***RG30512***	**51.25**	***RG30612***	**60.50**

Heavy Duty Quick Connect Fittings

(Bauer style)
Type B

- features a Dixon STB style hose shank machined from Schedule 40 pipe
- recommended when using steel crimp sleeves
- all components are galvanized





Type B male with machined steel hose shank

Size Inches	*Machined Steel* Part #		Price/E
2"	***MC3092ST25***	New	**$93.00**
3"	***MC3093ST35***		**148.00**
4"	***MC3094ST40***		**197.00**
6"	***MC3096ST60***		**385.00**
8"	***MC3098ST80***		**655.00**

Type B female with machined steel hose shank with gasket

Size Inches	*Machined Steel* Part #		Price/E
2"	***FC3102ST25***	New	**$71.00**
3"	***FC3103ST35***		**102.00**
4"	***FC3104ST40***		**143.00**
6"	***FC3106ST60***		**281.00**
8"	***FC3108ST80***		**428.00**

Heavy Duty Quick Connect Fittings

New for 2012

(Agri-Lock style)
Type A





Type A female with hose shank with gasket

Size Inches	*Steel* Part #	Price/E
10"	***FC21210ST100***	**$779.00**
12"	***FC21212ST120 ****	**951.00**

Type A male with hose shank

Size Inches	*Steel* Part #	Price/E
10"	***MC21110ST100***	**$765.00**
12"	***MC21112ST120***	**819.00**

* M20412 lever assist bar is recommended for use with this item.

Cast Iron Threaded Foot Valves

Must be installed in the *vertical position*







NPT Size	Complete Assembly Threaded		Strainer		Flapper Assembly		Valve		Seat Plate	
	Painted Carbon Steel		*Painted Carbon Steel*		*Carbon Steel*		*Rubber*		*Ductile Iron*	
	Part #	Price/E	Part #	Price/E	Part #	Price/E	Part #	Price/E	Part #	Price/E
1½"	***DFVS20***	**$32.55**	***FVS20***	**$6.90**	***FVFA20***	**$14.05**	***FVL20***	**$6.65**	***FVSP20***	**$6.35**
2"	***DFVS25***	**47.85**	***FVS25***	**10.60**	***FVFA25***	**17.80**	***FVL25***	**10.60**	***FVSP25***	**5.30**
2½"	***DFVS30***	**61.10**	***FVS30***	**20.95**	***FVFA30***	**22.30**	***FVL30***	**13.00**	***FVSP30***	**9.55**
3"	***DFVS35***	**77.70**	***FVS35***	**21.20**	***FVFA35***	**23.80**	***FVL35***	**19.65**	***FVSP35***	**14.35**
4"	***DFVS40***	**128.65**	***FVS40***	**28.80**	***FVFA40***	**35.00**	***FVL40***	**30.75**	***FVSP40***	**15.90**
6"	***DFVS60***	**307.85**	***FVS60***	**68.90**	***FVFA60***	**85.90**	***FVL60***	**65.75**	***FVSP60***	**29.05**
8"	***DFVS80***	**706.15**	***FVS80***	**189.35**	***FVFA80***	**187.80**	***FVL80***	**124.05**	***FVSP80***	**65.75**

Strainers and Skimmers








NPSH Size	Standard Strainer Round Hole Type		Standard Strainer Round Hole Type		Standard Strainer Square Hole Type		Long Thin Strainer Round Hole Type		Bottom Skimmer Round Hole Type		Top Skimmer Round Hole Type	
	Zinc Plated Steel		*304 Stainless Steel*		*Zinc Plated Steel*		*Zinc Plated Steel*		*Zinc Plated Steel*		*Zinc Plated Steel*	
	Part #	Price/E	Part #	Price/E	Part #	Price/E	Part #	Price/E	Part #	Price/E	Part #	Price/E
1½"	***RHS20***	**$24.25**	***RRHS20***	**$260.00**	***SHS20***	**$24.25**	***RSS20***	**$22.40**	***DSB20***	**$80.45**	***DST20***	**$80.45**
2"	***RHS25***	**28.20**	***RRHS25***	**340.40**	***SHS25***	**28.20**	***RSS25***	**26.10**	***DSB25***	**88.85**	***DST25***	**88.85**
2½"	***RHS30***	**35.50**	**---**	**---**	***SHS30***	**35.50**	***RSS30***	**32.90**	**---**	**---**	**---**	**---**
3"	***RHS35***	**45.00**	***RRHS35***	**475.00**	***SHS35***	**45.00**	***RSS35***	**41.65**	***DSB35***	**197.60**	***DST35***	**197.60**
4"	***RHS40***	**63.20**	***RRHS40***	**590.00**	***SHS40***	**63.20**	***RSS40***	**58.50**	**---**	**---**	**---**	**---**
5"	***RHS50***	**134.05**	**---**	**---**	**---**	**---**	**---**	**---**	**---**	**---**	**---**	**---**
6"	***RHS60***	**162.25**	***RRHS60***	**1175.00**	***SHS60***	**162.25**	**---**	**---**	**---**	**---**	**---**	**---**
8"	***RHS80***	**408.45**	**---**	**---**	***SHS80***	**385.00**	**---**	**---**	**---**	**---**	**---**	**---**
10"	***RHS100***	**680.75**	**---**	**---**	**---**	**---**	**---**	**---**	**---**	**---**	**---**	**---**
12"	***RHS120***	**1225.30**	**---**	**---**	**---**	**---**	**---**	**---**	**---**	**---**	**---**	**---**

Polyethylene Strainers



NPT Size	*Black Polyethylene*	
	Part #	Price/E
1½"	***TSS20***	**$11.95**
2"	***TSS25***	**11.95**
3"	***TSS35***	**25.55**

LIQUIfit™ Fittings

The LIQUIfit fitting is suitable for water, potable liquids and neutral gas applications, including water filtration, water coolers, coffee machines and beverage dispensers.

Features:
- EPDM seal secures connection with larger surface area than standard O-rings
- engineered polymer allows superior mechanical strength and chemical resistance
- full stainless gripping ring eliminates the need for locking clips
- release button protects and supports tubing
- FDA compliant
- NSF-51 listed for contact with food
- NSF-61 list C-Hot rated
- in compliance with the following standards:

Specifications:
- working pressure:
  - 1/4" **230 PSI** from **35°F** to **100°F**
    150 PSI at **150°F**
    60 PSI at **200°F**
  - 3/8" **190 PSI** from **35°F** to **100°F**
    100 PSI at **150°F**
    60 PSI at **200°F**
  - 1/2" **160 PSI** from **35°F** to **100°F**
    100 PSI at **150°F**
    60 PSI at **200°F**
- maximum torque values for NPT threads:
  - 1/8" and 1/4" 1.0 ft. lbs. / 1.5Nm
  - 3/8" and 1/2" 2.2 ft. lbs. / 3.0Nm

Male Connectors



tube to male NPTF

Tube OD	Male NPTF	Part #	Price/E	Pkg Qty
1/4"	1/8"	***65055611WP2***	**$2.25**	10
1/4"	1/4"	***65055614WP2***	**2.60**	10
3/8"	1/4"	***65056014WP2***	**3.95**	10
3/8"	3/8"	***65056018WP2***	**4.50**	10
1/2"	3/8"	***65056218WP2***	**6.05**	5
1/2"	1/2"	***65056222WP2***	**6.50**	5

Faucet Connectors



tube to female UNS

Tube OD	Female UNS	Part #	Price/E	Pkg Qty
1/4"	7/16-24	***632556133WP2***	**$4.55**	10
3/8"	7/16-24	***632560133WP2***	**5.10**	10

Female Connectors



tube to female NPTF

Tube OD	Female NPTF	Part #	Price/E	Pkg Qty
1/4"	1/4"	***63155614WP2***	**$5.60**	10
3/8"	3/8"	***63156018WP2***	**6.40**	10

Fixed Elbows



tube to male NPTF

Tube OD	Male NPTF	Part #	Price/E	Pkg Qty
1/4"	1/8"	***65795611WP2***	**$3.60**	10
1/4"	1/4"	***65795614WP2***	**4.05**	10
1/4"	3/8"	***65795618WP2***	**4.85**	10
3/8"	1/4"	***65796014WP2***	**5.35**	10
3/8"	3/8"	***65796018WP2***	**5.50**	10

LIQUIfit™ Fittings

Union Elbows



tube to tube

Tube OD	Part #	Price/E	Pkg Qty
1/4"	***63025600WP2***	**$3.70**	10
3/8"	***63026000WP2***	**5.85**	10
1/2"	***63026200WP2***	**6.90**	5

Union Tees



tube to tube

Tube OD	Part #	Price/E	Pkg Qty
1/4"	***63045600WP2***	**$4.90**	10
3/8"	***63046000WP2***	**6.05**	10
1/2"	***63046200WP2***	**7.35**	5

Union Connectors



tube to tube

Tube OD 1	Tube OD 2	Part #	Price/E	Pkg Qty
1/4"	1/4"	***63065600WP2***	**$3.45**	10
1/4"	3/8"	***63065660WP2***	**4.55**	10
3/8"	3/8"	***63066000WP2***	**4.55**	10
3/8"	1/2"	***63066062WP2***	**6.25**	5
1/2"	1/2"	***63066200WP2***	**5.25**	5

Unequal Union Tee



tube to tube

Tube OD 1	Tube OD 2	Part #	Price/E	Pkg Qty
3/8"	1/4"	***63046056WP2***	**$7.75**	10

Bulkhead Unions



tube to tube

Tube OD	Part #	Price/E	Pkg Qty
1/4"	***63165600WP2***	**$6.40**	10
3/8"	***63166000WP2***	**8.40**	10
1/2"	***63166200WP2***	**10.95**	5

Two-Way Dividers



tube to tube to tube

Tube OD	Part #	Price/E	Pkg Qty
1/4"	***63405600WP2***	**$5.50**	10
3/8"	***63406000WP2***	**6.15**	10
1/2"	***63406200WP2***	**10.50**	5

LIQUIfit™ Fittings

Swivel Elbows



tube to male NPTF

Tube OD	Male NPTF	Part #	Price/E	Pkg Qty
1/4"	1/8"	***65095611WP2***	**$5.85**	10
1/4"	1/4"	***65095614WP2***	**5.85**	10
1/4"	3/8"	***65095618WP2***	**6.30**	10
3/8"	1/4"	***65096014WP2***	**8.10**	10
3/8"	3/8"	***65096018WP2***	**8.45**	10
1/2"	3/8"	***65096218WP2***	**10.95**	4
1/2"	1/2"	***65096222WP2***	**10.95**	4

Swivel Branch Tees



tube to tube x male NPTF

Tube OD	Male NPTF	Part #	Price/E	Pkg Qty
1/4"	1/8"	***65085611WP2***	**$6.90**	10
1/4"	1/4"	***65085614WP2***	**6.90**	10
1/4"	3/8"	***65085618WP2***	**7.40**	10
3/8"	1/4"	***65086014WP2***	**8.40**	10
3/8"	3/8"	***65086018WP2***	**8.80**	10
1/2"	3/8"	***65086218WP2***	**11.40**	4
1/2"	1/2"	***65086222WP2***	**11.40**	4

Stem Adapters



tube to male NPT

Tube OD	Male NPT	Part #	Price/E	Pkg Qty
1/4"	1/8"	***65215611WP2***	**$1.30**	10
1/4"	1/4"	***65215614WP2***	**1.30**	10
1/4"	3/8"	***65215618WP2***	**1.85**	10
3/8"	1/4"	***65216014WP2***	**1.60**	10
3/8"	3/8"	***65216018WP2***	**2.05**	10
1/2"	3/8"	***65216218WP2***	**3.15**	5
1/2"	1/2"	***65216222WP2***	**3.15**	5

Swivel Male Run Tees



tube to male NPTF x tube

Tube OD	Male NPTF	Part #	Price/E	Pkg Qty
1/4"	1/8"	***65035611WP2***	**$6.90**	10
1/4"	1/4"	***65035614WP2***	**6.90**	10
1/4"	3/8"	***65035618WP2***	**7.40**	10
3/8"	1/4"	***65036014WP2***	**8.40**	10
3/8"	3/8"	***65036018WP2***	**8.80**	10
1/2"	3/8"	***65036218WP2***	**11.40**	4
1/2"	1/2"	***65036222WP2***	**11.40**	4

End Stops



tube

Tube OD	Part #	Price/E	Pkg Qty
1/4"	***63515600WP2***	**$2.15**	10
3/8"	***63516000WP2***	**2.75**	10

Plugs



tube

Tube OD	Part #	Price/E	Pkg Qty
1/4"	***63265600WP2***	**$1.00**	10
3/8"	***63266000WP2***	**1.60**	10
1/2"	***63266200WP2***	**2.35**	5

LIQUIfit™ Fittings

Hose Stems



tube to hose stem

Tube OD	Stem	Part #	Price/E	Pkg Qty
1/4"	1/4"	***63225656WP2***	**$2.15**	10
3/8"	1/4"	***63226056WP2***	**3.00**	10
3/8"	5/16"	***63226008WP2***	**3.15**	10
3/8"	3/8"	***63226060WP2***	**3.45**	10
1/2"	3/8"	***63226260WP2***	**3.70**	10

Plug-in Reducers



tube to plug-in

Tube OD	Plug-in	Part #	Price/E	Pkg Qty
1/4"	5/16"	***63665608WP2***	**$3.25**	10
1/4"	3/8"	***63665660WP2***	**3.80**	10
3/8"	1/2"	***63666062WP2***	**7.05**	5

Plug-in Elbows



tube to plug-in

Tube OD	Plug-in	Part #	Price/E	Pkg Qty
1/4"	1/4"	***63825600WP2***	**$3.50**	10
3/8"	3/8"	***63826000WP2***	**5.95**	10
1/2"	1/2"	***63826200WP2***	**7.05**	5

Plug-in Tees



tube to tube x plug-in

Tube OD	Plug-in	Part #	Price/E	Pkg Qty
1/4"	1/4"	***63885600WP2***	**$5.20**	10
3/8"	3/8"	***63886000WP2***	**8.20**	10
1/2"	1/2"	***63886200WP2***	**9.80**	5

LIQUIfit™ Ball Valves

These corrosion resistant, all-plastic designed ball valves are ideal for water filtration units, coffee and beverage machines and a wide variety of other fluid applications.

Features:
- EPDM seal secures connection with larger surface area than standard O-rings
- full flow self-cleaning ball
- high-temperature, scale resistant Polysulfone ball
- glass-reinforced Polypropylene body
- FDA compliant
- NSF-51 listed for contact with food

Specifications:
- temperature range: **0°F** to **225°F** (-18°C to 107°C)
- O-ring seal material: EPDM
- Pressure rating to **150 PSI** with a 600 PSI burst pressure. Actual working pressures will be lower at elevated temperatures.

Valve Male Elbows



tube to male thread

Tube OD	NPTF Thread	*Polypropylene* Part #	*Polypropylene* Price/E	Pkg Qty
1/4"	1/4"	***PP4VME4-MG***	**$14.25**	10
1/4"	3/8"	***PP4VME6-MG***	**19.00**	10
1/4"	1/2"	***PP4VME8-MG***	**23.20**	10
3/8"	1/4"	***PP6VME4-MG***	**14.25**	10
3/8"	3/8"	***PP6VME6-MG***	**17.15**	10
3/8"	1/2"	***PP6VME8-MG***	**24.05**	10

Valve Female Elbows



tube to female thread

Tube OD	NPTF Thread	*Polypropylene* Part #	*Polypropylene* Price/E	Pkg Qty
1/4"	1/4"	***PP4VFE4-MG***	**$14.90**	10
1/4"	3/8"	***PP4VFE6-MG***	**17.15**	10
3/8"	1/4"	***PP6VFE4-MG***	**15.55**	10
3/8"	3/8"	***PP6VFE6-MG***	**14.25**	10

LIQUIfit™ Ball Valves

Valve Male Connectors



NPTF male thread to tube

Tube OD	NPTF Thread	Part #	Price/E	Pkg Qty
1/4"	1/4"	***PP4VMC4-MG***	**$13.20**	10
1/4"	3/8"	***PP4VMC6-MG***	**15.90**	10
3/8"	1/4"	***PP6VMC4-MG***	**14.15**	10
3/8"	3/8"	***PP6VMC6-MG***	**13.45**	10

Valve Union Connectors



tube to tube

Tube OD 1	Tube OD 2	Part #	Price/E	Pkg Qty
1/4"	1/4"	***PP4VUC4-MG***	**$12.65**	10
1/4"	3/8"	***PP4VUC6-MG***	**16.15**	10
3/8"	3/8"	***PP6VUC6-MG***	**14.10**	10

Valve Plug-in Elbow Unions



tube to plug-in

Tube OD	Stem	Part #	Price/E	Pkg Qty
1/4"	3/8"	***PP4VTEU6-MG***	**$18.65**	10
3/8"	3/8"	***PP6VTEU6-MG***	**19.40**	10

Valve Female Connectors



tube to NPTF female thread

Tube OD	NPTF Thread	Part #	Price/E	Pkg Qty
1/4"	1/8"	***PP4VFC2-MG***	**$17.45**	10
1/4"	1/4"	***PP4VFC4-MG***	**16.75**	10
1/4"	3/8"	***PP4VFC6-MG***	**16.75**	10
3/8"	1/8"	***PP6VFC2-MG***	**18.05**	10
3/8"	1/4"	***PP6VFC4-MG***	**17.35**	10
3/8"	3/8"	***PP6VFC6-MG***	**17.35**	10

Valve Elbow Unions



tube to tube

Tube OD 1	Tube OD 2	Part #	Price/E	Pkg Qty
1/4"	1/4"	***PP4VEU4-MG***	**$21.10**	10
1/4"	3/8"	***PP4VEU6-MG***	**20.35**	10
3/8"	1/4"	***PP6VEU4-MG***	**19.60**	10
3/8"	3/8"	***PP6VEU6-MG***	**18.65**	10

LIQUIfit™ Check Valves

Push-to connect check valves ensure protection against reversal of flow. The valves have an arrow molded into the body to indicate the direction of flow. Valves are designed for connection with either thermoplastic or soft metal tubing and are intended *for use with liquids only*.

- body material: polypropylene
- O-ring: EPDM
- metal grip edge: 300 stainless steel
- NSF-51 listed
- working pressure: up to **150 PSI**, depending on tubing used
- temperature range: **34°F** to **150°F** (1°C to 65°C)
- cracking pressure: 1/3 PSI

tube to tube

Tube OD	Part #	Price/E	Pkg Qty
1/4"	***A4VC4-MG***	**$23.00**	25
3/8"	***A6VC6-MG***	**25.95**	25



Sharkbite® Push-Fit Fittings

- for ***water***, ***dry, clean air*** or ***100% glycol solutions*** only
- connects copper, CPVC, and PEX pipe in any combination
- no soldering, clamps, unions or glue needed
- certified to **200 PSI** and **200°F**
- approved for use underground and behind walls without access panels
- integral tube liner for PEX installations
- Fittings can be rotated after assembly for easier installation in tight spaces.
- easy to disconnect if needed
- design certified and listed to ASSE 1061/NSF 61
- listed by IAMPO
- meet UPC, IPC and cUPC requirements

Straight Couplings



Tube Size	*Forged Brass*	
	Part #	Price/E
½" x ½"	***U008***	**$17.00**
¾" x ¾"	***U016***	**19.45**
1" x 1"	***U020***	**41.00**

Reducing Couplings



Tube Size	*Forged Brass*	
	Part #	Price/E
¾" x ½"	***U058***	**$19.00**
1" x ¾"	***U060***	**47.30**

Straight Connectors



Tube Size	Female NPT	*Forged Brass*	
		Part #	Price/E
½"	½"	***U072***	**$13.55**
¾"	¾"	***U088***	**15.85**
1"	1"	***U094***	**30.40**



Tube Size	Male NPT	*Forged Brass*	
		Part #	Price/E
½"	½"	***U120***	**$13.70**
¾"	¾"	***U134***	**15.45**
1"	1"	***U140***	**31.60**

Reducing Connectors



Tube Size	Female NPT	*Forged Brass*	
		Part #	Price/E
½"	¾"	***U068***	**$15.80**



Tube Size	Male NPT	*Forged Brass*	
		Part #	Price/E
½"	¾"	***U116***	**$15.35**

Sharkbite® Push-Fit Fittings

Elbows

Tube Size	*Forged Brass* Part #	Price/E
½" x ½"	***U248***	**$17.60**
¾" x ¾"	***U256***	**22.00**
1" x 1"	***U260***	**41.85**



Drop Ear Elbow

Tube Size	Female NPT	*Forged Brass* Part #	Price/E
½"	½"	***U334***	**$17.10**



Tees

Tube Size	Tube Size	Tube Size	*Forged Brass* Part #	Price/E
½"	½"	½"	***U362***	**$24.30**
¾"	¾"	¾"	***U370***	**29.95**



Reducing Tee

Tube Size	Tube Size	Tube Size	*Forged Brass* Part #	Price/E
¾"	¾"	½"	***U412***	**$28.75**



End Stops

Tube Size	*Forged Brass* Part #	Price/E
½"	***U514***	**$14.25**
¾"	***U518***	**17.85**
1"	***U520***	**38.85**



Slip Couplings

- for use with copper only

Tube Size	*Forged Brass* Part #	Price/E
½"	***U3008***	**$29.75**
¾"	***U3016***	**36.50**



Disconnect Clips

Size	*ABS Plastic* Part #	Price/E
½"	***U710***	**$4.15**
¾"	***U712***	**4.15**
1"	***U714***	**4.60**



Water-Steam Washdown Station

Fail-safe mixing station, bronze, wall mounted, safely blends steam and cold water for hot water on demand. Should cold water fail, the steam is instantly shut-off. **150 PSI** maximum, **200°F** maximum.



station is not supplied with hose and nozzle

Unit is furnished with the following:

- control valves
- dial thermometer
- in-line check valves
- ¾" inlet and outlet
- stainless steel hose rack
- mounting plate and hardware

Part #	Price/E
SWDS	**$3456.75**

Pressure Requirements

Steam Pressure		*Water* Pressure	
Minimum	Maximum	Minimum	Maximum
80 PSI	**150 PSI**	**50 PSI**	**80 PSI**

Hot and Cold Water Mixing Station



Hot and cold water mixing station, bronze, wall mounted. **150 PSI** maximum, **200°F** maximum.

Unit is furnished with the following:

- control valves (globe style)
- in-line check valves
- ¾" inlet and outlet
- stainless steel hose rack
- mounting plate and hardware

Part #	Price/E
WDS1	**$1244.80**

Rack for Mixing Station



Designed to hold 50' of ¾" heavy duty industrial grade hose.

- heavy duty stainless steel construction
- stainless steel lag screws
- heavy duty solid brass mounting crowns
- supplied with mounting hardware
- rack fits SWDS and WDS1 mixing stations

Part #	Price/E
WDSR	**$211.20**

Hot Water Washdown Hose



- smooth extruded Chlorobutyl tube
- white, wrapped Neoprene cover (.075" thick), braided textile reinforcement
- furnished with internal stainless steel spring guards at both ends
- ¾" male on one end and ½" male on the other
- working pressure: **250 PSI**
- temperature to: **200°F**

Size	Part #	Price/E
5/8" x 25'	***SWDSHOSE25***	**$755.25**
5/8" x 50'	***SWDSHOSE50***	**1275.50**

Hot Water Washdown Spray Nozzles

For low pressure cleaning and sanitation applications, such as food and dairy processing, tank and drum cleaning, pharmaceutical and chemical manufacturing and meat and poultry packing.

- efficient design for operator comfort
- variable spray pattern from solid stream to 50° hollow cone
- hose connects at base of gun for easy maneuvering
- ½" female NPT inlet
- rubber coated handle protects hands from water temperatures to **150°F**
- **12.5 GPM** flow capacity at **150 PSI**
- *Do not use with steam lines.* SAFETY ALERT



Cover color	*Brass*		*Aluminum*	
	Part #	Price/E	Part #	Price/E
black	***BWSG***	**$269.40**	***AWSG***	**$288.75**
white	***BWSG-W***	**295.95**	***AWSG-W***	**309.05**

Swivel Connectors for Washdown Spray Guns

- 300 series stainless steel swivel connector for stainless spray nozzles
- 360° ball type swivel adapter helps prevent hose kinking

Ball Type Swivel x Hose Shank

NPT	Hose ID	Part #	Price/E
½"	1/2"	***SSA44***	**$201.25**
½"	5/8"	***SSA54***	**201.25**
½"	3/4"	***SSA64***	**201.25**



- swivel body
- stainless steel hose shank
- EPDM gasket

Straight Swivel x Hose Shank

NPT	Hose ID	*Brass*		*Stainless Steel*	
		Part #	Price/E	Part #	Price/E
½"	½"	***BNS44***	**$61.90**	***BNS44SS***	**$81.40**
½"	¾"	***BNS64***	**61.90**	***BNS64SS***	**110.45**



Straight Swivel x GHT Thread

NPT	Female GHT	*Brass Part #*	Price/E
½"	¾"	***BMAS974***	**$61.90**



Thermal-Gard™ Elevated Temperature Spray Nozzle

The Thermal-Gard™ elevated temperature spray nozzle protects the operator from extreme hot water temperatures that exceed the comfort zone of standard hot water nozzles. 3/8" female NPT inlet. Black cover.

- Assembly includes required special rigid, stainless steel adapter, (3/8" male NPT x 1/2" female NPT).
- Thermal insulating sleeve reduces overall heat during elevated temperature conditions.
- Stainless steel lever handle is coated for additional thermal protection, and operator comfort.
- Lightweight aluminum alloy body reduces overall weight.
- Corrosion resistant body is anodized for additional corrosion protection.
- Recommended for water temperatures above **140°F** to a maximum temperature of **200°F**.
- **14 GPM** flow capacity
- working pressure: **150 PSI**



Aluminum	
Part #	Price/E
AWSG-TG	**$355.80**

New for 2012

Stainless Mini Spray Nozzle



- ½" female NPT inlet
- not for use with steam SAFETY ALERT
- specifically designed as an industrial lightweight nozzle with heavyweight performance
- Nozzle cover is not only durable, but also protects the user from hot surfaces produced by high temperature wash down applications.
- reduces hand fatigue and offers smooth lever action
- variable spray patterns, from fan spray to solid stream
- Water conservation is assured upon release of the lever by the drip-free automatic shutoff feature.
- rated to **150 PSI** / **200°F**
- **9.6 GPM** flow capacity at **100 PSIG**

Stainless Steel with dark blue cover

Part #	Price/E
DM150SDB	**$192.50**

Stainless Spray Nozzle



- ½" female NPT inlet
- specifically designed to prevent accidental spray
- durable dark blue cover design prevents front-mounted lever from being accidentally activated if nozzle is dropped
- design also reduces hand fatigue and offers smooth lever action
- trigger locking mechanism provides safe and secure method of keeping the nozzle open during any spray pattern
- variable spray patterns, from fan spray to solid stream
- drip-free automatic shut-off feature
- rated to **150 PSI** / **200°F**
- **9.6 GPM** flow capacity at **100 PSIG**

Stainless

Part #	Price/E
D150SDB	**$379.75**

Washdown Wand

- Designed to provide user with a means of 'reaching' desired washdown locations previously deemed unreachable by extending the nozzle by 3'.
- Adjustable spray tip can be changed from fan to solid spray by twisting the tip until the desired flow pattern is achieved.
- quick disconnect feature allows user to quickly connect wand to the nozzles above
- *Minimum pressure is 75 PSI, wand is not for use with steam.* SAFETY ALERT



300 series Stainless Steel

Part #	Price/E
D150S-WAND	**$388.15**

Temperature Indicating Spray Nozzle

When you uncoil your hose and walk away from the hot and cold water mixer, you can no longer read the dial thermometer on the mixer. With the temperature indicating spray nozzle, you take your thermometer with you. ½" female NPT inlet. Black cover.



- Easy to read dial thermometer is located at the rear of the nozzle for accurate and continual monitoring of water temperature.
- The dial thermometer is all stainless steel with a plastic sight window, and the entire gauge assembly is recessed into the rubber cover for complete protection.
- Alerts the operator to shut-down the steam valve upon cold water failure, preventing scalding and steam burn injuries (ensures operator safety).
- ensures a more accurate discharge water temperature reading
- recommended for water temperatures to **200°F**
- maximum operating pressure: **150 PSI**
- **14 GPM** flow capacity

Bronze

Part #	Price/E
BWSG-TI	**$427.75**

Stainless Steel Industrial Grade Spray Nozzle

The stainless steel industrial grade spray nozzle is recommended for use on corrosive applications where bronze and aluminum are not suitable.

- heavy duty 300 series stainless steel body and barrel
- variable spray pattern adjusts from a soft spray to a solid stream
- Replaceable rubber cover is specially formulated to resist a wide range of oils and chemicals. Rubber cover also protects surrounding equipment.
- maximum operating pressure: **150 PSI**
- **8 GPM** flow capacity at **100 PSI**
- ½" female NPT inlet
- **200°F** maximum



300 series Stainless Steel	
Part #	Price/E
300SSSG	**$661.30**

Brass Industrial Grade Front Lever Spray Nozzle

The brass industrial grade spray nozzle provides effortless one hand operation: by actuating the operating lever the valve is opened/closed and the jet power is regulated from spray to concentrated jet.

- maximum operating pressure: **350 PSI**
- suitable for hot water up to **122°F**
- The adjusting screw on the back of the gun allows you to fix the desired form of jet. The fixing clamp for the operating lever allows permanent service.
- **6.6 GPM** flow capacity at **72 PSI**
- ½" female NPT inlet
- durable nozzle constructed of a high quality brass and steel combination



Brass	
Part #	Price/E
DWG050	**$195.00**

Pressure Spray Guns



- 3/8" female inlet
- 1/4" female outlet
- **8 GPM**
- operating pressure: **4500 PSI**
- temperatures to **300°F**
- anti-fatigue pressure compensating design
- W = weeping, for the car wash industry, allows a small stream of water / leak

Part #	Price/E
HPSG	**$81.40**
HPSGW	**92.40**



- 3/8" female inlet
- 1/4" female outlet
- **6.6 GPM**
- operating pressure: **3625 PSI**
- temperatures to **140°F**

Part #	Price/E
HPSGC	**$61.40**



- 3/8" female inlet
- 1/4" female outlet
- **8 GPM**
- operating pressure: **5000 PSI**
- temperatures to **300°F**
- heavy duty anti-fatigue design
- stainless inner tube
- Zytel® housing

Part #	Price/E
HPSGHD	**$103.75**



- 3/8" female inlet
- 22 mm x 14 mm female outlet
- **8 GPM**
- operating pressure: **3700 PSI**
- temperatures to **104°F**
- extension length: 14"

Part #	Price/E
AL9	**$70.10**



Kit includes:

- gun: 22 mm male inlet ,22 mm x 14 mm female outlet end, operating pressure **2500 PSI**
- lance: 18" with vari-spray nozzle 1.25 mm with 22 mm male inlet
- hose: 25', ¼" ID with 22 mm x 14 mm female ends
- nozzle: 4.0 variable nozzle 0° to 80°

Part #	Price/E
BIT-KIT	**$184.60**

Spray Lances and Extensions for Pressure Gun

- for use with ***AL9*** spray gun ***only***
- operating pressure: **4000 PSI** maximum
- temperatures to **300°F**

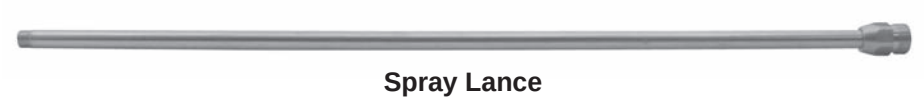

Spray Lance

Part #	Description	Length	Price/E
AL248	*zinc*, 22 mm x 14 mm male inlet x ¼" male outlet	24"	**$25.50**

Dual Spray Lances

- for use with ***HPSG***, ***HPSGC, HPSGHD*** and ***HPSGW***
- for soap and water
- temperatures to **300°F**
- **GPM: 10.5**
- requires 1 high pressure nozzle and 1 soap nozzle (pg. 299)
- Allows quick adjustment from high to low pressure with a twist of the handle; low pressure setting allows for use of soap.



AL344



AL333

Part #	Description	Length	Max. Operating PSI	Price/E
AL333	*zinc*, ¼" male inlet 2 each ¼" female outlets	40"	**3,650**	**$134.00**
AL344	*stainless steel*, ¼" male inlet, 2 each ¼" female outlets	40"	**4,000**	**182.75**

Molded Grip Extensions

- for use with ***HPSG***, ***HPSGC, HPSGHD*** and ***HPSGW***
- operating pressure: **5000 PSI** maximum
- temperatures to **300°F**
- maximum **GPM: 10.5**



AL325 & AL326 AL324 AL323

Part #	Description	Length	Price/E
AL323XX	*zinc,* ¼" male inlet x ¼" male outlet	24"	**$21.55**
AL324XX	*zinc*, ¼" male inlet x ¼" male outlet, 4" space from the end	36"	**24.60**
AL325XX	*zinc*, ¼" male inlet x ¼" male outlet, 2 grips	48"	**42.90**
AL326XX	*zinc*, ¼" male inlet x ¼" male outlet, 2 grips	59"	**47.80**

Vented Grip Lances

- for use with ***HPSG***, ***HPSGC, HPSGHD*** and ***HPSGW***
- for hot water
- operating pressure: **5000 PSI** maximum
- temperatures to **300°F**
- maximum **GPM: 10.5**



AL361



AL362

Part #	Description	Length	Price/E
AL361	*zinc*, ¼" male inlet x ¼" female outlet, straight	36"	**$49.90**
AL362	*zinc*, ¼" male inlet x ¼" female outlet, bent	48"	**73.55**

Telescoping Lance and Belt for Pressure Gun

- 3/8" female (pipe thread) inlet
- 1/4" female (quick connect) outlet
- operating pressure: **4000 PSI** maximum
- 1/4" steel braided hose
- **GPM: 7**
- length is in three sections
- temperature up to **300°F**

Part #	Description	Length	Price/E
ARTEL18A	aluminum telescoping lance	6' - 18'	**$553.70**



Telescoping Lance Belt

- made of nylon
- adjusts from a minimum of 33" waist to a maximum of 58"

Part #	Description	Price/E
ARTEL-BELT	telescoping lance belt	**$54.45**



Quick Couplings and Plugs

Swiveling Couplings

- operating pressure: **3650 PSI**
- **GPM: 7.8**
- temperature up to **300°F**



1/4" female x 22 mm x 1.5 mm swivel

Part #	Description	Price/E
AL450	*swiveling* quick coupling	**$16.15**



1/4" male x 22 mm x 1.5 mm swivel

Part #	Description	Price/E
AL451	*swiveling* quick coupling	**$16.15**



3/8" female x 22 mm x 1.5 mm swivel

Part #	Description	Price/E
AL453	*swiveling* quick coupling	**$19.35**

for use with ***AL456*** *only*



3/8" female x female swivel

Part #	Description	Price/E
AL462	*swiveling* quick coupling	**$30.70**

for use with ***AL464*** *only*

Fixed Plugs

- operating pressure: **3650 PSI**
- **GPM: 7.8**
- temperature up to **300°F**



1/4" female x 22 mm x 1.5 mm male

Part #	Description	Price/E
AL454	*fixed* quick coupling plug	**$11.75**



1/4" male x 22 mm x 1.5 mm male

Part #	Description	Price/E
AL455F	*fixed* quick coupling plug	**$11.75**



3/8" female x 22 mm x 1.5 mm male

Part #	Description	Price/E
AL456	*fixed* quick coupling plug	**$15.10**

for use with ***AL453*** and ***AL9***



3/8" female x male plug

Part #	Description	Price/E
AL464	*fixed* quick coupling plug	**$17.20**

for use with ***AL462*** *only*

Injector Nozzles



AL477

For injection of cleaning solutions into high pressure discharge lines

- 3/8" male inlet and outlet
- operating pressure: **4000 PSI**

Part #	Description	Orifice	GPM	Price/E
AL472	adjustable, green	1.8 mm	2 - 3	**$52.85**
AL477	adjustable, red	2.1 mm	3 - 4	**53.25**
AL478	adjustable, blue	2.3 mm	4 - 5.5	**53.25**

Line Strainer



- operating pressure: **100 PSI**
- ½" female inlet, ½" male outlet
- .60 mesh cuffed filter
- 2 additional ¼" side ports
- maximum **GPM 8**

Part #	Description	Price/E
AR3000-A2	aluminum line strainer	**$37.45**

Nozzles

High Pressure Spray Soap Nozzles

Part #	Description	Price/E
NZ4040S	¼" male inlet, 40° spray angle, size #40	**$10.80**
NZ8040S	¼" male inlet, 80° spray angle, size #40	**10.80**



High Pressure Spray Nozzles

Part #	Description	Price/E
NZ1504	¼" male NPT inlet, 15° spray angle, size 4	**$16.20**
NZ2504	¼" male NPT inlet, 25° spray angle, size 4	**16.20**
NZ4004	¼" male NPT inlet, 40° spray angle, size 4	**16.20**



Quick Connect Soap Nozzle

Part #	Description	Price/E
NZ6540QCS	¼" straight through plug inlet, 65° spray angle, size #40	**$15.20**



To be used with ¼" couplers on page 358.

Quick Connect Spray Nozzles

Part #	Description	Price/E
MSP415	¼" straight through plug inlet, 15° spray angle, size #4, yellow	**$16.50**
MSP425	¼" straight through plug inlet, 25° spray angle, size #4, green	**16.50**
MSP440	¼" straight through plug inlet, 40° spray angle, size #4, white	**16.50**



To be used with ¼" couplers on page 358.

Multi-Pack Quick Connect Nozzles

Part #	Nozzle	Description	Price/E
MSP4PAK	NZ6540QCS MSP415 MSP425 MSP440	¼", 65° spray angle, size #40 ¼", 15° spray angle, size #4, yellow ¼", 25° spray angle, size #4, green ¼", 40° spray angle, size #4, white	**$65.25**



Multi-Pack High Pressure Spray Nozzles

- ¼" quick connect nozzle multi-packs include: 0° red, 15° yellow, 25° green, 40° white and 50° black soap nozzles

Part #	Price/E	Nozzle Size	GPM @ PSI								
			800	**1000**	**1500**	**2000**	**2500**	**3000**	**3500**	**4000**	**5000**
NZMQC5P-030	**$49.40**	3.0	1.34	1.50	1.84	2.12	2.37	2.60	2.81	3.00	3.35
NZMQC5P-035	**49.40**	3.5	1.57	1.75	2.14	2.47	2.77	3.03	3.27	3.50	3.91
NZMQC5P-040	**49.40**	4.0	1.79	2.00	2.45	2.83	3.16	3.46	3.74	4.00	4.47
NZMQC5P-045	**49.40**	4.5	2.01	2.25	2.76	3.18	3.56	3.90	4.21	4.50	5.03
NZMQC5P-050	**49.40**	5.0	2.24	2.50	3.06	3.54	3.95	4.33	4.68	5.00	5.59
NZMQC5P-055	**49.40**	5.5	2.46	2.75	3.37	3.89	4.35	4.76	5.14	5.50	6.15
NZMQC5P-065	**49.40**	6.5	2.91	3.25	3.98	4.60	5.14	5.63	6.08	6.50	7.27
NZMQC5P-080	**49.40**	8.0	3.58	4.00	4.90	5.66	6.32	6.93	7.48	8.00	8.94
NZMQC5P-120	**75.40**	12.0	5.37	8.00	7.35	8.49	9.49	10.39	11.22	12.00	13.42
NZMQC5P-150	**75.40**	15.0	6.71	7.50	9.19	10.61	11.86	12.99	14.03	15.00	16.77



- ¼" MEG nozzle multi-packs include: 0°, 15°, 25°, 40° and 65° soap nozzles

Part #	Price/E	Nozzle Size	GPM @ PSI								
			800	**1000**	**1500**	**2000**	**2500**	**3000**	**3500**	**4000**	**5000**
NZMMEG5P-035	**$51.50**	3.5	1.57	1.75	2.14	2.47	2.77	3.03	3.27	3.50	3.91
NZMMEG5P-040	**51.50**	4.0	1.79	2.00	2.45	2.83	3.16	3.46	3.74	4.0	4.47
NZMMEG5P-045	**51.50**	4.5	2.01	2.25	2.76	3.18	3.56	3.90	4.21	4.50	5.03
NZMMEG5P-050	**51.50**	5.0	2.24	2.50	3.06	3.54	3.95	4.33	4.68	5.00	5.59
NZMMEG5P-055	**51.50**	5.5	2.46	2.75	3.37	3.89	4.35	4.76	5.14	5.50	6.15

Turbo Nozzles



- 15° spray angle
- temperatures to **195°F**
- ceramic orifice

Part #	Description	Orifice	Nozzle Size	Max. Operating PSI	Price/E
AL-TPR25-30	¼" female inlet, yellow	1.30 mm	4.0	**3,625**	**$182.30**
AL-TPR25-50	¼" female inlet, green	1.50 mm	5.5 - 6.0	**3,625**	**182.30**
AL-TPR25-70	¼" female inlet, red	1.70 mm	7.0 - 7.5	**3,625**	**182.30**
AL-TPR30-30	¼" female inlet, yellow	1.30 mm	4.0	**5,075**	**276.25**
AL-TPR30-50	¼" female inlet, green	1.50 mm	5.5	**5,075**	**276.25**
AL-TPR30-70	¼" female inlet, red	1.70 mm	6.5	**5,075**	**276.25**

Nozzle Holders



AL414



AL416

- temperatures to **300°F**

Part #	Description	GPM	Operating PSI	Price/E
AL414	adjustable hi/low nozzle holder with nozzle protector, ¼" female inlet and outlet	**7.8**	**3,650**	**$47.25**
AL416	change over nozzle, ¼" female inlet, 2 each ¼" female outlet	**8**	**2,900**	**63.30**

Inlet Filter for Turbo Nozzles



- ¼" female inlet, ¼" male outlet
- temperatures to **212°F**
- 100 mesh filter

Part #	Description	GPM	Operating PSI	Price/E
AR3500	stainless steel, inlet water filter	**8**	**5,000**	**$37.50**

Braided Rubber Hose



Part #	Pressure PSI	Length	Inside Diameter	Male Swivel Inlet	Male Swivel Outlet	Price/E
AR503830SSP	**4,000**	50'	3/8"	3/8"	3/8"	**$242.65**

Hand Crank Hose Reel



- operating PSI: **3,000 PSI**
- temperature to: **160°F**
- 3/8" male outlet
- steel
- 3/8" female inlet
- holds 100' of 3/8" pressure hose

Part #	Price/E
AR-REEL100	**$397.80**

Unloader Valves

Pressure regulating unloader valves automatically relieves pressure from the pump at shut-off.

- temperatures to **190°F**
- inlet: 2 each, 3/8" female NPT
- outlet: 3/8" female NPT
- bypass: 2 each, 3/8" female NPT



Part #	Description	GPM	Operating PSI	Price/E
AL605	yellow spring	8 gallons maximum	**2,320**	**$169.30**
AL606	blue spring	8 gallons maximum	**3,650**	**169.30**
AL607	black spring	8 gallons maximum	**4,500**	**174.40**

- temperatures to **190°F**
- inlet: 3/8" female
- outlet: 3/8" male
- bypass: 3/8" female



Part #	Description	GPM	Operating PSI	Price/E
AR20831	VR-35 unloader valve	9	**5,100**	**$215.60**

Valves

Thermal Relief Valve

- operating PSI: **200 PSI**
- temperature to: **140°F**
- inlet: ½" male



Part #	Price/E
TPP140	**$22.70**

Safety Release Valve

- operating PSI: **1,000** to **4,000 PSI**
- temperature to: **200°F**
- inlet: 3/8" male
- **6 GPM**



Part #	Price/E
AR5000-1	**$34.35**

Balance Release Valve

- operating PSI: **4,000 PSI**
- temperature to: **195°F**
- **6.6 GPM**
- inlet/outlet: 3/8" female NPT
- bypass: 3/8" female NPT



Part #	Price/E
AL702	**$107.80**

Water Broom

- operating PSI: **4,000 PSI**
- ¼" quick connect plug
- stainless steel



Part #	Description	Price/E
AR-BROOM16	16", 4 nozzle broom	**$135.30**

Garden Hoses
Perfect Water Hose

New for 2012



- for residential and industrial use
- lightweight, easy handling
- heavy duty male and female garden hose fittings
- blue cover
- polypropylene double helix construction with TPE cover
- flexible and kink-free
- working pressure: **100 PSI** at 70°F
- burst pressure: 300 PSI at 70°F
- temperature range: **-20°F** to **158°F**

Part #	Size	Price/E
PWH25	5/8" x 25'	**$84.00**
PWH50	5/8" x 50'	**155.00**
PWH100	5/8" x 100'	**288.00**

Top Level PVC Hose

New for 2012



- heavy-duty ¾" brass couplings
- kink resistant
- green cover
- drinking water safe
- working pressure: **100 PSI**
- temperature range: **15°F** to **150°F**

Part #	Size	Price/E
GGH25	5/8" x 25'	**$29.00**
GGH50	5/8" x 50'	**47.00**
GGH75	5/8" x 75'	**66.00**

Premium Flexzilla™ Hose



- temperature range: **-40°F** to **150°F**
- premium hybrid polymer material
- anodized aircraft aluminum fittings on both ends of hose
- kink resistant under pressure
- no memory - lays flat, coils easily
- abrasion resistant
- ¾" - 11½ GHT fittings
- rugged bend restrictors
- lightweight

Part #	Size	Price/E	Pkg Qty
KRH50	5/8" x 50'	**$125.00**	1
KRH75	5/8" x 75'	**161.00**	1
KRH100	5/8" x 100'	**196.00**	1

Flexogen® Hose



- heavy-duty, crush resistant, full-flow brass couplings with a built-in washer for tight sealing
- coils and handles easily in all weather
- patented 8-ply construction
- lightweight
- maximum kink resistance
- flow guard plus protective collar resists kinks at faucet
- polished surface resists abrasions, stains and mildew
- machined brass ends standard

Part #	Size	Price/E	Pkg Qty
FGH25	5/8" x 25'	**$50.60**	1
FGH50	5/8" x 50'	**85.75**	1

Rubber Vinyl Garden Hose



- extra tough, five-ply construction
- exclusive, soft textured, abrasion-resistant green cover
- dual reinforced, heavy-duty, flexibility, kink resistance
- combines durability of rubber, easy handling of vinyl
- SEAL-TITE® leakproof coupling
- working pressure: **150 PSI**
- temperature range: **0°F** to **140°F**

Part #	Size	Price/E	Opt Qty
SGH25	5/8" x 25'	**$49.25**	5
SGH50	5/8" x 50'	**85.00**	5
SGH75	5/8" x 75'	**115.60**	3
SGH100	5/8" x 100'	**160.00**	3
SGH50-75	3/4" x 50'	**116.00**	5
SGH75-75	3/4" x 75'	**176.50**	3

Garden Hoses

Contractors Rubber Water Hose

- heavy duty, crush proof solid brass couplings with wrench grips
- EPDM tube
- spiral synthetic cord reinforcement
- black EPDM cover
- working pressure: **150 PSI**
- temperature range: **-20°F** to **180°F**



Part #	Size	Price/E	Opt Qty
CWH50	3/4" x 50'	**$172.00**	5

Premium Rubber Hose

- professional grade reinforcement provides maximum strength
- heavy-duty flexibility
- ultimate kink resistance
- SEAL-TITE® leakproof coupling
- EPDM tube
- black EPDM cover
- working pressure: **125 PSI**
- temperature range: **-20°F** to **160°F**



Part #	Size	Price/E	Opt Qty
PGH50	5/8" x 50'	**$112.20**	5
PGH75	5/8" x 75'	**158.40**	3

Hot Water Rubber Reinforced Hose

- industrial style reinforcing for flexibility, high burst strength
- extra heavy-duty, crush-proof, machined brass couplings
- maximum wear, abrasion-resistant red cover
- withstands extensive hot water **(200°F)** use
- working pressure: **130 PSI**



Part #	Size	Price/E	Opt Qty
HWH50	5/8" x 50'	**$128.00**	5
HWH50-75	3/4" x 50'	**189.50**	3

Marine, Camper, Patio & Pool Hose

- lightweight to handle, easy to store
- USFDA - approved tube materials for food contact use
- nickel plated couplings
- white cover
- working pressure: **80 PSI** at ambient temperature (70°F)



Part #	Size	Price/E	Opt Qty
MCH50	5/8" x 50'	**$74.25**	5

Country Club® RT Hose

- for golf courses, parks, nurseries
- premium PVC for high strength, flexibility
- lightweight, easy handling
- industrial knit reinforcing for kink resistance
- heavy duty 1" NPSH brass couplings
- green cover
- working pressure: **150 PSI** at ambient temperature (70°F)
- burst pressure: **450 PSI**



Part #	Size	Price/E	Opt Qty
CCH50	1" x 50'	**$316.70**	2

Nozzles

Brass / Rubber Power Flow Water Nozzle



- all metal body and handle
- curved design to fit the contour of your hand
- overmold for comfortable handling
- built in flow control to regulate the amount of water flow
- locking feature to make extended watering easy
  large easy-turn dial

Inlet Thread	Part #	Price/E
GHT	***PNB75GHT***	**$39.80**

Insulated Water Nozzles



- clip locks any spray pattern
- chrome plated all zinc body
- industrial strength nylon handle
- rubber handle guard
- GHT thread on head
- heavy duty brass valve and adjusting nut
- hot water up to **180°F**

Inlet Thread	Part #	Price/E
GHT	***SN75***	**$23.50**

Pistol-Grip Water Nozzle



- clip locks any spray pattern
- easy squeeze on/off lever
- heavy duty all zinc metallized body
- brass valve and adjusting nut
- stainless steel spring with lifetime packing
- rubber handle guard

Part #	Price/E
CSN75	**$13.45**

Brass Twist Nozzles



- brass
- for use up to **150 PSI** (water only)
- ***500-AN4*** and ***500-AN7*** are imported

Thread Size	Length	Part #	Price/E
¾" GHT	4"	***BTN75***	**$17.90**
¾" GHT	4"	***500AN4***	**12.38**
¾" GHT	6"	***500-AN7***	**36.48**

Adjust-a-Power Nozzle



- ideal for patio, auto and boat, driveway and garden
- produces 50% more power than twist nozzles
- does not require a washer
- leave nozzle in the open position when not in use
- brass construction with stainless steel bearings
- for use up to **100 PSI** (water only) at ambient temperature (70°F)

Thread Size	Part #	Price/E
¾" GHT	***AAPN75GHT***	**$24.00**

Nozzles and Accessories

Green Constant Flow Nozzle Display



- shatterproof and UV resistant GE Lexan® is able to withstand tough environmental conditions
- easy twist spray pattern adjustment
- sold in case quantity only, with display
- 25 nozzles per case

Thread Size	45° Spray GPM @ **100 PSI**	Part #	Price/case
¾" GHT	25.1	***FNB75GHT-GD***	**$493.00**

Green Constant Flow Nozzle with Bumper



- green plastic
- steel stem
- can be used as a replacement for nozzles in the case listed above

Thread Size	45° Spray GPM @ **100 PSI**	Part #	Price/E
¾" GHT	25.1	***GNB75GHT***	**$20.30**

Fire Hose Nozzle with Bumper



- red polycarbonate with brass stem
- adjusts from Straight Stream to Fog
- for use up to **100 PSI** (water only) at ambient temperature (70°F)

Thread Size	Solid Stream @ **100 PSI**	45° Spray GPM @ **100 PSI**	120° Spray GPM @ **100 PSI**	Part #	Price/E
¾" GHT	20	25.1	30.9	***FNB75GHT***	**$40.80**

Brass Sweeper Nozzle



Thread Size	Discharge	Length	Part #	Price/E
¾" GHT	3/16"	2"	***PSN76***	**$7.75**

Brass Plain Hose Nozzle



- brass with satin finish
- for use up to **100 PSI** (water only) at ambient temperature (70°F)

Thread Size	Discharge	Length	Part #	Price/E
¾" GHT	¼	6"	***BN6***	**$41.75**

Hydrant Adapter



- cast brass

Female NST	Male GHT	Part #	Price/E
2½"	¾"	***HA2576***	**$29.35**

Washers and Gaskets



red vinyl



white rubber

GHT Washers

Material	Part #	Price/E	Opt Qty
red vinyl	***TVW7***	**$0.10**	100
white rubber (Styrene Butadiene)	***TRW7***	**0.25**	100



Garden Hose Screen Gasket

Material	Mesh Size	Part #	Price/E
FDA approved black vinyl	6050 mesh, 304 SS	***TVS7-30***	**$0.79**

Compression bibb faucets sold on pages 306 and 534.

Garden Hose Accessories

Standard Flow Fittings

Flexible Water Nozzle

- bends for water flow, shuts off when released
- ¾" GHT



Part #	Price/E
8005	**$41.15**

Radiator Bibb

- vinyl spout
- ¼" female pipe thread connection



Part #	Price/E
8013	**$30.20**

Garden Hose Gooseneck

- powder-coated zinc gooseneck connector angles hose away from hose bib
- **125 PSI** at ambient temperature (70°F)



Part #	Price/E
GHGN	**$14.00**

Straight GHT Valve

- powder-coated zinc shut-off valve
- hot water up to **160°F**
- **150 PSI**



Part #	Price/E
GHV	**$12.20**

GHT Twin Valve

- powder-coated zinc with twin shut-off valves
- hot water up to **160°F**
- **150 PSI**



Part #	Price/E
GHYV	**$17.00**

GHT Y

- powder-coated zinc with twin outlet
- includes one end cap
- hot water up to **160°F**
- **150 PSI**



Part #	Price/E
GHY	**$9.75**

GHT 4-Valve Manifold



- forged brass
- stainless balls
- PTFE seats
- swivel inlet

Part #	Price/E
500-GH4V	**$89.66**

Compression Bibb Faucets



- rough brass finish
- nozzle end is GHT
- *for water use only*

Male NPT Inlet Size	*Brass* Part #	Price/E
½"	***35-201-10***	**$28.70**
¾"	***35-202-10***	**28.70**

GHT Zinc Hose Fittings


female


male


mender

- premimum brass and zinc construction for maximum strength and durability
- patented impact resistant clamp design
- non-corroding high grade 410 stainless steel screws will not strip when tightened
- leakproof, reusable
- for rubber or plastic hose
- **fits all 5/8" and 3/4" hose**

Opt Qty	Female Part #	Price/E	Male Part #	Price/E	Mender Part #	Price/E
48	***M5834F***	**$14.60**	***M5834M***	**$13.00**	***M5834HM***	**$20.25**

GHT Coupler and Adapter

New for 2012


male adapter x female GHT

Size	*glass reinforced nylon* Part #	Price/E
¾"	***75-AGH-NY***	**$7.65**


female coupler x male GHT

Size	*glass reinforced nylon* Part #	Price/E
¾"	***75-BGH-NY***	**$16.40**

Brass Garden Hose Quick Connectors





- Precision machined from solid brass with easy push-pull ring for long lasting and quick hose attachments.
- maximum operating pressure: **200 PSI** at ambient temperature (70°F)

Description	Part #	Price/E	Opt Qty
complete assembly	***DGH7***	**$14.44**	25
male plug	***DGH7P***	**4.57**	25
female coupler	***DGH7C***	**9.87**	25
seal	***DGHW7***	**0.77**	25
valved coupler - water shutoff	***DGH7CV***	**13.82**	25
complete valved assembly	***DGH7V***	**18.39**	25

New for 2012

Spray Valve and Hose Assembly

Spray Valves

- even spray valve mist provides the proper moisture on paper roll ends
- helps eliminate wrinkles and folder delivery problems, increasing pressroom production and reducing waste
- A slight flex of the hose in any direction (360°) activates the spray.
- quick action with no protruding levers, thumb depressors, triggers or other devices utilized
- Positive water seal when hose is released causes the internal valve to close and immediately shut off spray.
- sealed mechanism with no packing gland



valve with hook

Female NPT Size	Description	Part #	Price/E
1/4"	valve, no hook	***83304***	**$48.64**
3/8"	valve, no hook	***83306***	**48.64**
1/4"	valve, with hook	***83304H***	**51.67**
3/8"	valve, with hook	***83306H***	**51.67**

Spray Valve Hose Assembly

Male NPT Inlet	Description	Part #	Price/E
3/8"	3/8" ID, 5' hose	***8320605***	**$72.73**

New for 2012

Short Shank GHT Fitting with Round Nut

uses washers on page 305

complete couplings



Hose Size	*Brass* Part #	Price/E
1/2"	***BGH74***	**$11.78**
5/8"	***BGH75***	**11.78**
3/4"	***BGH76***	**12.00**

female GHT couplings



Hose Size	Shank Length	*Brass* Part #	Price/E
1/2"	1"	***BGHF74***	**$5.90**
5/8"	1"	***BGHF75***	**5.90**
3/4"	1"	***BGHF76***	**6.13**

male GHT couplings



Hose Size	Shank Length	*Brass* Part #	Price/E
1/2"	1"	***BGHM74***	**$6.04**
5/8"	1"	***BGHM75***	**6.04**
3/4"	1"	***BGHM76***	**6.04**

Aluminum Short Shank Fitting with Octagon Nut

New for 2012

complete couplings



Hose Size	Shank Length	*Aluminum* Part #	Price/E
3/8"	13/16"	***ABC73***	**$4.80**
1/2"	13/16"	***ABC74***	**4.80**
5/8"	1-1/8"	***ABC75***	**4.80**
3/4"	1-1/8"	***ABC76***	**5.05**

Brass Short Shank Fittings - NPSM Thread

uses KRW washers on page 275

complete machined coupling

Hose ID	Thread	Part #	Price/E
1/2"	3/4"	***BS406***	**$19.55**
3/4"	3/4"	***BS606***	**20.40**
1"	1"	***BS808*** [1]	**29.22**



machined female with swivel nut

Hose ID	Thread	Part #	Price/E
1/2"	3/4"	***BS446***	**$8.75**
5/8"	3/4"	***BS546***	**9.55**
3/4"	3/4"	***BS646***	**9.80**
1"	1"	***BS848*** [1]	**15.50**



machined male

Hose ID	Thread	Part #	Price/E
1/2"	3/4"	***BS416***	**$10.80**
---	---	***---***	**---**
3/4"	3/4"	***BS616***	**10.60**
1"	1"	***BS818*** [1]	**13.72**



[1] NPSH threads

GHT Thread Fitting with Hex Nut

uses washers on page 275

complete cast coupling *(sold in complete sets only)*

Hose Size	*Brass*	
	Part #	Price/E
1/2"	***CBC74***	**$12.60**
5/8"	***CBC75***	**12.60**
3/4"	***CBC76***	**12.60**
1"	***CBC88*** [1]	**21.50**



[1] NPSM threads

complete machined coupling

Hose Size	*Brass*		*303 Stainless*	
	Part #	Price/E	Part #	Price/E
3/8"	***BC73***	**$13.40**	***---***	**---**
1/2"	***BC74***	**13.21**	***SSC74***	**$156.96**
5/8"	***BC75***	**13.77**	***SSC75***	**156.96**
3/4"	***BC76***	**14.05**	***SSC76***	**156.96**
1"	***BC78***	**20.28**	***---***	**---**



machined female with swivel nut

Hose Size	*Brass*		*303 Stainless*		Pkg Qty
	Part #	Price/E	Part #	Price/E	
3/8"	***BCF73***	**$7.04**	***---***	**---**	25
1/2"	***BCF74***	**7.04**	***SSCF74***	**$97.58**	25
5/8"	***BCF75***	**7.04**	***SSCF75***	**97.58**	25
3/4"	***BCF76***	**7.34**	***SSCF76***	**97.58**	25
1"	***BCF78***	**12.20**	***---***	**---**	10



machined male

Hose Size	*Brass*		*303 Stainless*		Pkg Qty
	Part #	Price/E	Part #	Price/E	
3/8"	***BCM73***	**$6.37**	***---***	**---**	25
1/2"	***BCM74***	**6.18**	***SSCM74***	**$59.39**	25
5/8"	***BCM75***	**6.74**	***SSCM75***	**59.39**	25
3/4"	***BCM76***	**6.74**	***SSCM76***	**59.39**	25
1"	***BCM78***	**8.09**	***---***	**---**	10



GHT Adapters



female GHT swivel

Female x Female	Brass Part #	Brass Price/E	Opt Qty
GHT x GHT	***BA977***	**$9.83**	25



female GHT swivel x female NPTF

Female x Female	Brass Part #	Brass Price/E	303 Stainless Part #	303 Stainless Price/E	Opt Qty
GHT x 1/2" NPTF	***BAS974***	**$8.55**	***RAS974*** [1]	**$72.38**	25
GHT x 3/4" NPTF	***BAS976***	**10.34**	***RAS976*** [1]	**78.12**	10



female GHT swivel x male NPTF

Female x Male	Brass Part #	Brass Price/E	303 Stainless Part #	303 Stainless Price/E	Opt Qty
GHT x 1/4" NPTF	***504-1204***	**$8.54**	**---**	**---**	25
GHT x 3/8" NPTF	***504-1206***	**8.37**	**---**	**---**	25
GHT x 1/2" NPTF	***504-1208***	**8.79**	***R504-1208*** [1]	**$83.19**	25
GHT x 3/4" NPTF	***504-1212***	**10.15**	***R504-1212*** [1]	**89.92**	25



female GHT x male NPTF

Female x Male	Brass Part #	Brass Price/E	303 Stainless Part #	303 Stainless Price/E	Opt Qty
GHT x 3/8" NPTF	***BMA973***	**$6.66**	**---**	**---**	25
GHT x 1/2" NPTF	***BMA974***	**7.72**	***RMA974*** [1]	**$48.32**	25
GHT x 3/4" NPTF	***BMA976***	**10.53**	***RMA976*** [1]	**49.31**	25



rigid female GHT x female NPTF

Female x Female	Brass Part #	Brass Price/E	303 Stainless Part #	303 Stainless Price/E	Opt Qty
GHT x 1/8" NPTF	***BA971***	**$6.70**	**---**	**---**	50
GHT x 1/4" NPTF	***BA972***	**7.54**	**---**	**---**	25
GHT x 3/8" NPTF	***BA973***	**7.64**	**---**	**---**	25
GHT x 1/2" NPTF	***BA974***	**9.60**	***RA974*** [1]	**$47.68**	25
GHT x 3/4" NPTF	***BA976***	**9.60**	***RA976*** [1]	**47.68**	25



threaded male

Male x Male	Brass Part #	Brass Price/E	303 Stainless Part #	303 Stainless Price/E	Opt Qty
GHT x GHT	***BA777*** [2]	**$5.61**	***RA777*** [1]	**$35.98**	25
1" NPSH x GHT	***509-1612*** [2]	**10.69**	**---**	**---**	20



male GHT x male NPTF

Male x Male	Brass Part #	Brass Price/E	303 Stainless Part #	303 Stainless Price/E	Opt Qty
GHT x 3/8" NPTF	***BA73*** [2]	**$5.34**	**---**	**---**	25
GHT x 1/2" NPTF	***BA74*** [2]	**5.77**	***RA74*** [1]	**$39.73**	25
GHT x 3/4" NPTF	***BA776*** [2, 3]	**6.26**	***RA776*** [1]	**38.11**	25
GHT x 1" NPTF	***BA78*** [2]	**13.82**	**---**	**---**	10



male GHT x female NPTF

Male x Female	Brass Part #	Brass Price/E	303 Stainless Part #	303 Stainless Price/E	Opt Qty
GHT x 1/4" NPTF	***507-1204*** [2]	**$3.90**	**---**	**---**	25
GHT x 3/8" NPTF	***507-1206*** [2]	**4.53**	**---**	**---**	25
GHT x 1/2" NPTF	***BA794*** [2]	**4.90**	***RA794*** [1]	**$28.31**	25
GHT x 3/4" NPTF	***BA796*** [2]	**7.68**	***RA796*** [1]	**47.26**	25



garden hose cap

Female	Brass Part #	Brass Price/E	Opt Qty
GHT	***GHC7***	**$4.24**	50

[1] stainless steel fittings are NPT
[2] redesigned with extended male GHT, deeper thread
[3] BA776 also has ½" female NPT on ID of ¾" male NPT side

Bulkhead Couplings



Brass Part #	Female NPTF	Hole Size	Length	Price/E
207BH2	1/8"	5/8"	1.50"	**$9.85**
207BH4	1/4"	3/4"	1.50"	**11.64**
207BH4S	1/4"	3/4"	.94"	**9.30**
207BH6	3/8"	1"	1.31"	**14.66**
207BH8	1/2"	1-1/8"	1.50"	**19.90**
207BH12	3/4"	1-5/16"	1.50"	**97.17**

Brass Adapters

hex nipples

NPTF Thread	Part #	Price/E	Opt Qty
1/8" x 1/8"	***BCN12***	**$2.16**	100
1/4" x 1/4"	***BCN25***	**2.75**	100
3/8" x 3/8"	***BCN37***	**3.71**	50
1/2" x 1/2"	***BCN50***	**5.54**	25
3/4" x 3/4"	***BCN75***	**7.33**	25
1" x 1"	***BCN100***	**17.42**	10



female hex couplings

NPTF Thread	Part #	Price/E
1/8" x 1/8"	***BA1F1F***	**$2.72**
1/4" x 1/4"	***BA2F2F***	**4.60**
3/8" x 3/8"	***BA3F3F***	**5.34**
1/2" x 1/2"	***BA4F4F***	**8.21**
3/4" x 3/4"	***BA6F6F***	**14.14**



New for 2012

hex head plugs

NPT Thread	Part #	Price/E
1/8"	***HHP1M***	**$1.14**
1/4"	***HHP2M***	**1.77**
3/8"	***HHP3M***	**2.36**
1/2"	***HHP4M***	**4.22**
3/4"	***HHP6M***	**6.56**
1"	***HHP8M***	**12.30**

note: hex head plug is hollow



hex socket plugs

NPT Thread	Part #	Price/E	Opt Qty
1/8"	***219-0200***	**$1.27**	50
1/4"	***219-0400***	**2.47**	100
3/8"	***219-0600***	**3.46**	25
1/2"	***219-0800***	**6.59**	25
3/4"	***219-1200***	**9.56**	25



threaded unions

NPT Thread	Part #	Price/E
1/4"	***TUN2F***	**$25.65**
3/8"	***TUN3F***	**26.45**
1/2"	***TUN4F***	**29.90**



male unions

NPSM	NPSM	Part #	Price/E
1/8"	1/8"	***176-0202***	**$2.68**
1/4"	1/4"	***176-0404***	**3.04**
3/8"	3/8"	***176-0606***	**4.31**
1/2"	1/2"	***176-0808***	**5.55**



adapters

Male NPSM	Female NPTF	Part #	Price/E
1/4"	1/4"	***174-0404***	**$3.60**
3/8"	3/8"	***174-0606***	**4.20**
1/2"	1/2"	***174-0808***	**5.46**



female NPSH x female NPSH swivel

Female NPSH	Female NPSH	Part #	Price/E
1"	1"	***BA1616***	**$18.10**



ball seat to male pipe

NPSM	NPTF	Part #	Price/E	Opt Qty
1/8"	1/8"	***BSM11***	**$2.25**	100
1/4"	1/8"	***BSM21***	**2.34**	100
1/4"	1/4"	***BSM22***	**2.55**	100
3/8"	1/4"	***BSM32***	**3.50**	100
3/8"	3/8"	***BSM33***	**3.66**	50
3/8"	1/2"	***BSM34***	**5.92**	50
1/2"	3/8"	***BSM43***	**4.14**	50
1/2"	1/2"	***BSM44***	**5.70**	50
3/4"	3/4"	***BSM66***	**7.50**	25



Brass Adapters

reducer hex bushings



Female NPTF	Male NPTF	Part #	Price/E	Opt Qty
1/8"	1/4"	***HB1F2M***	**$1.86**	100
1/8"	3/8"	***HB1F3M***	**2.25**	100
1/8"	1/2"	***HB1F4M***	**3.89**	25
1/8"	3/4"	***HB1F6M***	**6.65**	25
1/4"	3/8"	***HB2F3M***	**2.54**	100
1/4"	1/2"	***HB2F4M***	**4.11**	50
1/4"	3/4"	***HB2F6M***	**7.29**	25
1/4"	1"	***HB2F8M***	**14.02**	10
3/8"	1/2"	***HB3F4M***	**3.37**	50
3/8"	3/4"	***HB3F6M***	**6.45**	25
3/8"	1"	***HB3F8M***	**13.21**	10
1/2"	3/4"	***HB4F6M***	**7.03**	25
1/2"	1"	***HB4F8M***	**13.01**	10
3/4"	1"	***HB6F8M***	**10.95**	10

reducer adapters



Female NPTF	Male NPTF	Part #	Price/E	Opt Qty
1/8"	1/8"	***RA1F1M***	**$2.11**	100
1/4"	1/8"	***RA2F1M***	**3.71**	50
1/4"	1/4"	***RA2F2M***	**3.80**	50
3/8"	1/8"	***RA3F1M***	**4.04**	50
3/8"	1/4"	***RA3F2M***	**4.33**	50
3/8"	3/8"	***RA3F3M***	**4.48**	50
1/2"	1/4"	***RA4F2M***	**6.59**	25
1/2"	3/8"	***RA4F3M***	**5.78**	25
1/2"	1/2"	***RA4F4M***	**7.27**	25
3/4"	3/8"	***RA6F3M***	**9.69**	10
3/4"	1/2"	***RA6F4M***	**10.20**	10
3/4"	3/4"	***RA6F6M***	**12.76**	10

reducer hex nipples



NPTF Thread	Part #	Price/E	Opt Qty
1/4" x 1/8"	***HN2M1M***	**$2.58**	100
3/8" x 1/8"	***HN3M1M***	**3.81**	50
3/8" x 1/4"	***HN3M2M***	**3.56**	50
1/2" x 1/4"	***HN4M2M***	**5.10**	50
1/2" x 3/8"	***HN4M3M***	**5.30**	50
3/4" x 1/2"	***HN6M4M***	**8.28**	25

reducer couplings



NPTF Thread	Part #	Price/E
1/4" x 1/8"	***RC2F1F***	**$4.26**
3/8" x 1/8"	***RC3F1F***	**4.62**
3/8" x 1/4"	***RC3F2F***	**4.76**
1/2" x 1/4"	***RC4F2F***	**6.80**
1/2" x 3/8"	***RC4F3F***	**6.64**
3/4" x 3/8"	***RC6F3F***	**10.57**
3/4" x 1/2"	***RC6F4F***	**10.92**

New for 2012

pipe caps



NPT Thread	Part #	Price/E	Opt Qty
1/8"	***213-0200***	**$2.21**	50
1/4"	***213-0400***	**3.26**	100
3/8"	***213-0600***	**5.44**	25
1/2"	***213-0800***	**6.61**	25
3/4"	***213-1200***	**10.58**	25

Brass Pipe Nipples

long pipe nipples

NPT Thread	Length	Part #	Price/E	Opt Qty
1/8"	1-1/2"	***166-0215***	**$2.62**	25
1/8"	2"	***166-0220***	**3.54**	25
1/8"	2-1/2"	***166-0225***	**4.22**	25
1/8"	3"	***166-0230***	**4.11**	25
1/8"	3-1/2"	***166-0235***	**4.50**	10
1/8"	4"	***166-0240***	**5.24**	10
1/4"	1-1/2"	***166-0415***	**4.01**	25
1/4"	2"	***166-0420***	**4.75**	25
1/4"	2-1/2"	***166-0425***	**6.40**	25
1/4"	3"	***166-0430***	**5.83**	25
1/4"	3-1/2"	***166-0435***	**6.33**	10
1/4"	4"	***166-0440***	**6.59**	10
1/4"	5"	***166-0450***	**8.29**	5
3/8"	1-1/2"	***166-0615***	**3.72**	25
3/8"	2"	***166-0620***	**4.90**	25
3/8"	2-1/2"	***166-0625***	**7.35**	10
3/8"	3"	***166-0630***	**7.51**	10
3/8"	3-1/2"	***166-0635***	**8.43**	10
3/8"	4"	***166-0640***	**9.50**	5
1/2"	1-1/2"	***166-0815***	**5.35**	10
1/2"	2"	***166-0820***	**6.03**	10
1/2"	2-1/2"	***166-0825***	**9.24**	10
1/2"	3"	***166-0830***	**9.76**	10
1/2"	3-1/2"	***166-0835***	**11.63**	10
1/2"	4"	***166-0840***	**11.60**	5
3/4"	2"	***166-1220***	**9.00**	25
3/4"	2-1/2"	***166-1225***	**11.78**	25
3/4"	3"	***166-1230***	**12.65**	25
3/4"	3-1/2"	***166-1235***	**13.31**	25
1"	2"	***TN100X2B***	**21.00**	---
1"	3"	***TN100X3B***	**31.50**	---
1"	4"	***TN100X4B***	**42.00**	---
1½"	2"	***TN150X2B***	**34.15**	---
1½"	3"	***TN150X3B***	**47.00**	---
2"	3"	***TN200X3B***	**63.00**	---
2"	4"	***TN200X4B***	**84.00**	---
2"	6"	***TN200X6B***	**116.30**	---

- carbon steel and stainless steel nipples are available on pages 274 and 590



close pipe nipples

NPT Thread	Part #	Price/E	Opt Qty
1/8"	***165-0202***	**$1.56**	50
1/4"	***165-0404***	**2.19**	50
3/8"	***165-0606***	**2.45**	100
1/2"	***165-0808***	**4.85**	25
3/4"	***165-1212***	**9.25**	25
1"	***165-1616***	**12.63**	25
1½"	***CN150B***	**31.75**	5
2"	***CN200B***	**48.35**	5
3"	***CN300B***	**173.40**	5

- carbon steel, galvanized steel and stainless steel nipples are available on pages 235, 274 and 589



Brass Pipe Crosses - Extruded

Female NPTF Size	Part #	Price/E	Opt Qty
1/8" - 27	***228-0202***	**$6.18**	25
1/4" - 18	***228-0404***	**10.68**	25
3/8" - 18	***228-0606***	**12.38**	25
1/2" - 14	***228-0808***	**26.59**	10
3/4" - 14	***228-1212***	**39.85**	10



Brass Tees

street tees - extruded



Female NPTF	Male NPTF	Part #	Price/E	Opt Qty
1/8"	1/8"	***326-0202***	**$4.96**	25
1/4"	1/4"	***326-0404***	**8.01**	25
3/8"	3/8"	***326-0606***	**10.96**	25
1/2"	1/2"	***326-0808***	**21.49**	25
3/4"	3/4"	***326-1212***	**34.08**	10

male branch tees - extruded



NPTF Thread	Part #	Price/E	Opt Qty
1/8"	***324-0202***	**$5.90**	25
1/4"	***324-0404***	**8.95**	25
3/8"	***324-0606***	**11.16**	25
1/2"	***324-0808***	**19.98**	25
3/4"	***324-1212***	**35.06**	10

female tees - extruded



NPTF Thread	Part #	Price/E	Opt Qty
1/8"	***322-0202***	**$4.81**	25
1/4"	***322-0404***	**8.32**	25
3/8"	***322-0606***	**11.21**	25
1/2"	***322-0808***	**21.45**	25
3/4"	***322-1212***	**29.31**	10

Brass Elbows

90° male pipe elbows - forged



Male PTF	Part #	Price/E	Opt Qty
1/8"	***169-0202***	**$3.35**	25
1/4"	***169-0404***	**4.57**	25
3/8"	***169-0606***	**6.62**	25
1/2"	***169-0808***	**11.02**	25

90° female pipe elbows - extruded



Female NPTF	Part #	Price/E	Opt Qty
1/8"	***EL1F1F***	**$4.38**	25
1/4"	***EL2F2F***	**7.01**	25
3/8"	***EL3F3F***	**9.13**	25
1/2"	***EL4F4F***	**17.24**	25
3/4"	***EL6F6F***	**25.57**	10

90° street elbows - extruded



Female NPTF	Male NPTF	Part #	Price/E	Opt Qty
1/8"	1/8"	***SE1F1M***	**$4.29**	25
1/4"	1/8"	***SE2F1M***	**5.47**	25
1/4"	1/4"	***SE2F2M***	**6.88**	25
3/8"	1/4"	***SE3F2M***	**7.50**	25
3/8"	3/8"	***SE3F3M***	**9.48**	25
1/2"	3/8"	***SE4F3M***	**13.52**	25
1/2"	1/2"	***SE4F4M***	**16.85**	25
3/4"	1/2"	***SE6F4M***	**18.89**	25
3/4"	3/4"	***SE6F6M***	**24.90**	10

45° street elbows - extruded



Female NPTF	Male NPTF	Part #	Price/E	Opt Qty
1/8"	1/8"	***306-0202***	**$4.38**	25
1/4"	1/4"	***306-0404***	**4.86**	25
3/8"	3/8"	***306-0606***	**7.29**	25
1/2"	1/2"	***306-0808***	**12.70**	25
3/4"	3/4"	***306-1212***	**21.07**	10

Brass Push-On Fittings

Dixon push-on fittings are intended for use with Lok-On (push-on style) hose only. No hose clamps or ferrules are needed. Lok-On fittings will properly grip Lok-On hose only when pushed all the way in, with the cut end of the hose completely concealed by the plastic cap.

SAFETY ALERT

NPTF Hose Barb Fittings



male NPTF x push-on hose barb
National Pipe Tapered - dryseal

Hose ID	NPTF Thread	Brass Part #	Brass Price/E	303 Stainless Part #	303 Stainless Price/E	Opt Qty
1/4"	1/8"	***BPN21***	**$2.18**	***RPN21***	**$29.17**	100
1/4"	1/4"	***BPN22***	**2.55**	***RPN22***	**23.31**	100
1/4"	3/8"	***BPN23***	**3.24**	---	---	50
5/16"	1/8"	***BPN251***	**2.39**	---	---	100
5/16"	1/4"	***BPN252***	**2.77**	---	---	50
3/8"	1/8"	***BPN31***	**2.84**	---	---	100
3/8"	1/4"	***BPN32***	**2.85**	***RPN32***	**33.47**	50
3/8"	3/8"	***BPN33***	**3.32**	***RPN33***	**34.91**	50
3/8"	1/2"	***BPN34***	**5.39**	---	---	25
3/8"	3/4"	***BPN36***	**9.21**	---	---	25
1/2"	1/4"	***BPN42***	**3.98**	---	---	25
1/2"	3/8"	***BPN43***	**3.62**	***RPN43***	**37.47**	25
1/2"	1/2"	***BPN44***	**5.25**	***RPN44***	**46.83**	50
1/2"	3/4"	***BPN46***	**7.65**	---	---	50
5/8"	3/8"	***BPN53***	**6.33**	---	---	25
5/8"	1/2"	***BPN54***	**7.07**	---	---	25
5/8"	3/4"	***BPN56***	**9.33**	---	---	25
3/4"	1/2"	***BPN64***	**8.08**	***RPN64***	**54.00**	25
3/4"	3/4"	***BPN66***	**8.80**	***RPN66***	**68.13**	25
1"	3/4"	***BPN86***	**18.89**	---	---	10
1"	1"	***BPN88***	**22.80**	***RPN88***	**92.42**	10

New



female NPTF x push-on hose barb
National Pipe Tapered - dryseal

Hose ID	NPTF Thread	Part #	Price/E	Opt Qty
1/4"	1/8"	***BPF21***	**$2.80**	100
1/4"	1/4"	***BPF22***	**3.10**	100
1/4"	3/8"	***BPF23***	**4.44**	50
5/16"	1/8"	***BPF251***	**2.98**	100
5/16"	1/4"	***BPF252***	**3.87**	50
3/8"	1/8"	***BPF31***	**3.29**	50
3/8"	1/4"	***BPF32***	**3.54**	50
3/8"	3/8"	***BPF33***	**4.04**	50
3/8"	1/2"	***BPF34***	**5.30**	50
3/8"	3/4"	***BPF36***	**10.36**	25
1/2"	1/4"	***BPF42***	**4.40**	50
1/2"	3/8"	***BPF43***	**4.49**	50
1/2"	1/2"	***BPF44***	**5.46**	25
1/2"	3/4"	***BPF46***	**12.17**	25
5/8"	1/2"	***BPF54***	**6.42**	25
5/8"	3/8"	***BPF53***	**5.68**	25
3/4"	1/2"	***BPF64***	**7.31**	25
3/4"	3/4"	***BPF66***	**11.50**	25
1"	3/4"	***BPF86***	**15.62**	10
1"	1"	***BPF88***	**19.58**	10



male NPTF swivel x push-on hose barb
National Pipe Tapered - dryseal

Hose ID	NPTF Thread	Part #	Price/E	Opt Qty
1/4"	1/8"	***271-0402***	**$7.25**	100
1/4"	1/4"	***271-0404***	**6.04**	100
3/8"	1/4"	***271-0604***	**6.45**	50
3/8"	3/8"	***271-0606***	**7.23**	50
1/2"	3/8"	***271-0806***	**7.74**	25
1/2"	1/2"	***271-0808***	**9.74**	20
3/4"	3/4"	***271-1212***	**14.39**	10

New

Note: swivel is for assembly convenience only.

NPSM Swivel Hose Barb Fittings



female NSPM swivel x push-on hose barb
gasket seat type

Hose ID	NPSM	Part #	Price/E	Opt Qty
1/4"	1/8"	***280-0402***	**$6.99**	100
1/4"	1/4"	***280-0404***	**4.91**	100
3/8"	1/4"	***280-0604***	**5.75**	50
3/8"	3/8"	***280-0606***	**7.57**	50
3/8"	1/2"	***280-0608***	**10.27**	50
1/2"	1/2"	***280-0808***	**9.48**	25
5/8"	1/2"	***280-1008***	**8.98**	25
3/4"	3/4"	***280-1212***	**17.87**	20

New



female NSPM swivel x push-on hose barb
ball seat type

Hose ID	NPSM	Part #	Price/E	Opt Qty
1/4"	1/8"	***BPFS21***	**$5.63**	100
1/4"	1/4"	***BPFS22***	**4.82**	50
1/4"	3/8"	***BPFS23***	**6.62**	50
3/8"	1/4"	***BPFS32***	**5.57**	50
3/8"	3/8"	***BPFS33***	**6.87**	50
3/8"	1/2"	***BPFS34***	**7.36**	50
1/2"	1/2"	***BPFS44***	**8.20**	50
1/2"	3/4"	***BPFS46***	**11.49**	25
3/4"	3/4"	***BPFS66***	**15.50**	20

New

Push-On Fittings

Dixon push-on fittings are intended for use with Lok-On (push-on style) hose only. No hose clamps or ferrules are needed. Lok-On fittings will properly grip Lok-On hose only when pushed all the way in, with the cut end of the hose completely concealed by the plastic cap.

SAFETY ALERT

45° SAE Hose Barb Fittings



male 45° SAE x push-on hose barb

Hose ID	UNF Thread	*Brass* Part #	Price/E	Opt Qty
1/4"	7/16"-20	***282-0407***	**$3.65**	100
1/4"	1/2"-20	***282-0408***	**3.15**	100
3/8"	5/8"-18 [1]	***282-0610***	**4.61**	50
1/2"	3/4"-16	***282-0812***	**6.37**	50
5/8"	7/8-14	***282-1014***	**8.45**	25
3/4"	1-1/16"-14 [1]	***282-1217***	**14.88**	25



female 45° SAE swivel x push-on hose barb

Hose ID	UNF Thread	*Brass* Part #	Price/E	Opt Qty
1/4"	5/8"-18 [1]	***284-0410***	**$5.05**	50
5/16"	5/8"-18 [1]	***284-0510***	**5.10**	50
3/8"	5/8"-18 [1]	***284-0610***	**4.86**	100
3/4"	1-1/16"-14 [1]	***284-1217***	**12.48**	25

[1] notch in hex for SAE identification

SAE Inverted Flare Fittings



male SAE swivel x push-on hose barb

Hose ID	UN Thread	*Brass* Part #	Price/E	Opt Qty
1/4"	3/8"-24	***290-0406***	**$5.22**	100
1/4"	7/16"-24	***290-0407***	**4.57**	100
1/4"	1/2"-20	***290-0408***	**4.95**	100
5/16"	1/2"-20	***290-0508***	**5.40**	50
5/16"	5/8"-18	***290-0510***	**7.75**	50
3/8"	1/2"-20	***290-0608***	**5.54**	100
3/8"	5/8"-18	***290-0610***	**6.05**	50
1/2"	3/4"-18	***290-0812***	**9.08**	50
5/8"	7/8"-18	***290-1014***	**11.38**	25



rigid female SAE x push-on hose barb

Hose ID	UN Thread	*Brass* Part #	Price/E	Opt Qty
1/4"	3/8"-24	***292-0406***	**$3.72**	100
1/4"	7/16"-24	***292-0407***	**3.68**	100
1/4"	1/2"-20	***292-0408***	**3.62**	100
5/16"	1/2"-20	***292-0508***	**2.58**	100
3/8"	1/2"-20	***292-0608***	**5.60**	100
3/8"	5/8"-18	***292-0610***	**5.14**	50
1/2"	3/4"-18	***292-0812***	**7.94**	25

Push-On Fittings

Dixon push-on fittings are intended for use with Lok-On (push-on style) hose only. No hose clamps or ferrules are needed. Lok-On fittings will properly grip Lok-On hose only when pushed all the way in, with the cut end of the hose completely concealed by the plastic cap.

SAFETY ALERT

37° JIC Hose Barb Fittings

male 37° JIC x push-on hose barb

Hose ID	UNF Thread	*Brass* Part #	Price/E	Opt Qty
1/4"	7/16"-20	***286-0407***	**$3.53**	100
1/4"	1/2"-20	***286-0408***	**3.83**	50
1/4"	9/16"-18	***286-0409***	**5.27**	100
3/8"	9/16"-18	***286-0609***	**5.25**	50
1/2"	3/4"-16	***286-0812***	**7.18**	25
5/8"	7/8"-14	***286-1014***	**8.23**	25
3/4"	1-1/16"-12 [1]	***286-1217***	**13.70**	10

New



[1] UN thread

female 37° JIC swivel x push-on hose barb

Hose ID	UNF Thread	*Brass* Part #	Price/E	Opt Qty
1/4"	9/16"-18	***288-0409***	**$4.54**	50
5/16"	9/16"-18	***288-0509***	**5.61**	50
3/8"	9/16"-18	***288-0609***	**4.89**	50
1/2"	9/16"-18	***288-0809***	**6.69**	25
3/4"	1-1/16"-12 [1]	***288-1217***	**13.06**	10
1"	1-5/16"-12 [1]	***288-1621***	**30.04**	10



[1] UN thread

Hose ID	UNF Thread	*303 Stainless* Part #	Price/E	Opt Qty
3/8"	9/16"-18	***288-0609SS***	**$60.80**	50
3/4"	1-1/16"-12	***288-1217SS***	**108.72**	10
1"	1-5/16"-12	***288-1621SS***	**92.38**	10

female 45°SAE / 37°JIC swivel x push-on hose barb
(dual angle seat)

Hose ID	UNF Thread	*Brass* Part #	Price/E	Opt Qty
1/4"	7/16"-20	***287-0407***	**$3.84**	100
1/4"	1/2"-20	***287-0408***	**4.17**	100
3/8"	1/2"-20	***287-0608***	**5.67**	25
3/8"	3/4"-16	***287-0612***	**5.95**	25
1/2"	3/4"-16	***287-0812***	**6.23**	25
1/2"	7/8"-14	***287-0814***	**8.54**	25
5/8"	7/8"-14	***287-1014***	**9.31**	25



Hose ID	UNF Thread	*303 Stainless* Part #	Price/E	Opt Qty
1/4"	7/16"-20	***287-0407SS***	**$45.68**	100
1/2"	3/4"-16	***287-0812SS***	**64.54**	25

female 37° JIC/45° SAE swivel x push-on 90° elbow

Hose ID	UNF Thread	*Plated Steel* Part #	Price/E	Opt Qty
1/4"	7/16"-20	***289-0407***	**$25.93**	25
1/4"	7/16"-20	***289-0407SAE*** [1]	**34.22**	25
3/8"	9/16"-18	***289-0609***	**23.91**	25
3/8"	5/8"-18	***289-0610SAE*** [1]	**34.97**	25
1/2"	3/4"-16	***289-0812***	**29.80**	10
1/2"	3/4"-16	***289-0812SAE*** [1]	**38.91**	10
3/4"	1-1/16"-12	***289-1217*** [2]	**81.31**	5



[1] notch in nut for SAE identification
[2] UN thread

Push-On Fittings

Dixon push-on fittings are intended for use with Lok-On (push-on style) hose only. No hose clamps or ferrules are needed.

SAFETY ALERT Lok-On fittings will properly grip Lok-On hose only when pushed all the way in, with the cut end of the hose completely concealed by the plastic cap.

Rigid Tube x Push-On Hose Barb



Hose ID	Tube OD	Brass Part #	Brass Price/E	Opt Qty
1/4"	3/16"	***294-0403***	**$3.09**	100
1/4"	1/4"	***294-0404***	**2.36**	100
1/4"	5/16"	***294-0405***	**2.83**	100
3/8"	3/8"	***294-0606***	**3.23**	50
1/2"	1/2"	***294-0808***	**4.74**	50
5/8"	5/8"	***294-1010***	**7.09**	25
3/4"	3/4"	***294-1212***	**10.56**	25

Push-On Hose Menders



Hose ID	Brass Part #	Brass Price/E	303 Stainless Part #	303 Stainless Price/E	Opt Qty
1/4"	***BPM2***	**$2.71**	***SSPM2***	**$33.47**	100
5/16"	***BPM25***	**2.94**	**---**	**---**	100
3/8"	***BPM3***	**3.30**	***SSPM3***	**38.45**	50
1/2"	***BPM4***	**5.16**	***SSPM4***	**41.80**	50
5/8"	***BPM5***	**7.36**	**---**	**---**	25
3/4"	***BPM6***	**8.88**	**---**	**---**	25
1"	***BPM8***	**15.09**	**---**	**---**	10

90° Push-On Hose Barb x Male NPTF Elbows - Forged



Hose ID	NPTF Thread	Brass Part #	Brass Price/E	Opt Qty
1/4"	1/8"-27	***273-0402***	**$4.19**	100
1/4"	1/4"-18	***273-0404***	**5.20**	50
3/8"	1/8"-27	***273-0602***	**5.90**	50
3/8"	1/4"-18	***273-0604***	**5.98**	50
3/8"	3/8"-18	***273-0606***	**7.17**	25
1/2"	3/8"-18	***273-0806***	**9.03**	25
1/2"	1/2"-14	***273-0808***	**11.39**	25
3/4"	1/2"-14	***273-1208***	**22.25**	10
3/4"	3/4"-14	***273-1212***	**21.98**	10

Tool for Push-On Fittings



- cuts push-on style hose and inserts the fitting
- Built-in cutter slices through ¼" - ¾" ID reinforced push-on hose without fraying.
- Clamp hose into tool's vice and apply light pressure on handle to drive in the fitting.
- tool has four 7/16" diameter mounting holes for bench mounting
- overall size is 13-1/2" long x 2-3/8" wide x 7" height

Size	Part #	Price/E
all	***270AT***	**$1078.20**

Assembly Instructions:

1. Trim hose end with smooth square cut
2. Lubricate either push-on fitting, hose or both.
3. Insert push-on fitting into hose until first barb is in hose.
4. Place end of fitting against a flat object (bench, wall, etc.) and grip the hose one inch from end. Push with a steady force until end of hose is covered by yellow plastic cap.

Disassembly Instructions:

1. Leaving push-on fitting in place, make a 1" cut in the hose along the barbed end of the fitting. Note: Be careful not to nick barbs when cutting the hose.
2. With firm grip on hose, give a sharp downward pull to release the fitting from the hose.

SAFETY ALERT *Caution:* Push-on fittings will properly grip push-on hose only when pushed all the way in, with the cut end of the hose completely concealed by the plastic cap.

Barbed Hose Fittings

male inserts

Hose ID	NPTF Thread	*Brass* Part #	Price/E	Opt Qty	Hose ID	NPTF Thread	*Brass* Part #	Price/E	Opt Qty
1/8"	1/8"	***BN11***	**$1.70**	100	1/2"	1/4"	***BN42***	**$3.10**	50
1/8"	1/4"	***BN122***	**2.24**	100	1/2"	3/8"	***BN43***	**3.17**	50
3/16"	1/8"	***BN151***	**1.85**	100	1/2"	1/2"	***BN44***	**4.75**	50
3/16"	1/4"	***BN152***	**2.35**	100	1/2"	3/4"	***BN46***	**7.19**	25
1/4"	1/8"	***BN21***	**1.88**	100	5/8"	3/8"	***BN53***	**3.51**	50
1/4"	1/4"	***BN22***	**2.04**	100	5/8"	1/2"	***BN54***	**5.22**	25
1/4"	3/8"	***BN23***	**3.09**	100	5/8"	3/4"	***BN56***	**7.17**	50
1/4"	1/2"	***BN24***	**6.02**	50	3/4"	1/2"	***BN64***	**6.13**	50
5/16"	1/8"	***BN251***	**1.99**	100	3/4"	3/4"	***BN66***	**6.57**	25
5/16"	1/4"	***BN252***	**2.39**	50	1"	3/4"	***BN86***	**8.94**	25
5/16"	3/8"	***BN253***	**3.06**	50	1"	1"	***BN88***	**14.58**	10
3/8"	1/8"	***BN31***	**2.34**	100	1-1/4"	3/4"	***BN106***	**15.73**	10
3/8"	1/4"	***BN32***	**2.07**	100	1-1/4"	1"	***BN108***	**17.02**	10
3/8"	3/8"	***BN33***	**3.13**	50					
3/8"	1/2"	***BN34***	**5.42**	25					
3/8"	3/4"	***BN36***	**7.32**	25					



BSPT male inserts

Hose ID	BSPT Thread	*Brass* Part #	Price/E	Opt Qty
1/4"	1/8"	***BN21BSPT***	**$2.11**	100
1/4"	1/4"	***BN22BSPT***	**2.63**	100
3/8"	1/4"	***BN32BSPT***	**2.73**	100
3/8"	3/8"	***BN33BSPT***	**3.52**	50
3/8"	1/2"	***BN34BSPT***	**5.82**	25
1/2"	3/8"	***BN43BSPT***	**3.59**	50
1/2"	1/2"	***BN44BSPT***	**5.60**	50
3/4"	3/4"	***BN66BSPT***	**8.26**	25
1"	1"	***BN88BSPT***	**16.20**	10

solid female inserts

New for 2012

Hose ID	NPTF Thread	*Brass* Part #	Price/E	*303 Stainless* Part #	Price/E	Opt Qty
1/8"	1/8"	***BF11***	**$2.01**	---	---	100
1/8"	1/4"	***BF12***	**3.38**	---	---	100
3/16"	1/8"	***BF151***	**2.30**	---	---	100
3/16"	1/4"	***BF152***	**3.17**	---	---	100
1/4"	1/8"	***BF21***	**2.11**	---	---	100
1/4"	1/4"	***BF22***	**2.76**	***BF22SS***	**$26.01**	50
1/4"	3/8"	***BF23***	**3.41**	---	---	50
1/4"	1/2"	***BF24***	**5.12**	---	---	50
5/16"	1/8"	***BF251***	**2.82**	---	---	100
5/16"	1/4"	***BF252***	**3.25**	---	---	100
5/16"	3/8"	***BF253***	**3.94**	---	---	100
3/8"	1/8"	***BF31***	**2.64**	---	---	50
3/8"	1/4"	***BF32***	**2.77**	***BF32SS***	**26.01**	50
3/8"	3/8"	***BF33***	**3.69**	***BF33SS***	**28.28**	50
3/8"	1/2"	***BF34***	**5.36**	---	---	25
3/8"	3/4"	***BF36***	**9.87**	---	---	25
1/2"	1/4"	***BF42***	**3.24**	---	---	50
1/2"	3/8"	***BF43***	**4.07**	---	---	50
1/2"	1/2"	***BF44***	**5.34**	***BF44SS***	**31.01**	50
1/2"	3/4"	***BF46***	**9.60**	---	---	25
5/8"	3/8"	***BF53***	**3.78**	---	---	50
5/8"	1/2"	***BF54***	**5.25**	---	---	25
5/8"	3/4"	***BF56***	**9.59**	---	---	25
3/4"	1/2"	***BF64***	**5.86**	---	---	25
3/4"	3/4"	***BF66***	**9.96**	---	---	25
1"	3/4"	***BF86***	**10.75**	---	---	25
1"	1"	***BF88***	**16.67**	---	---	10
1-1/4"	1"	***BF108***	**17.28**	---	---	10



Brass Beaded Hose Barbs



Hose ID	Male NPTF Thread	Part #	Price/E	Pkg Qty
1/4"	1/8"	***268B0402***	**$2.52**	100
1/4"	1/4"	***268B0404***	**2.55**	100
5/16"	1/8"	***268B0502***	**2.46**	100
5/16"	1/4"	***268B0504***	**2.64**	50
3/8"	1/8"	***268B0602***	**2.64**	100
3/8"	1/4"	***268B0604***	**2.81**	100
3/8"	3/8"	***268B0606***	**3.59**	50
1/2"	3/8"	***268B0806***	**3.64**	50
1/2"	1/2"	***268B0808***	**6.39**	50
5/8"	1/2"	***268B1008***	**6.49**	25
3/4"	1/2"	***268B1208***	**6.84**	50
3/4"	3/4"	***268B1212***	**8.67**	25

Barbed Hose Elbows

male insert 45° elbows - forged



Hose ID	PTF Thread	*Brass* Part #	Price/E	Pkg Qty
1/4"	1/8"	***139-0402***	**$6.28**	100
1/4"	1/4"	***139-0404***	**6.51**	25
3/8"	1/8"	***139-0602***	**5.18**	100
3/8"	1/4"	***139-0604***	**4.62**	100
3/8"	3/8"	***139-0606***	**7.11**	25
1/2"	1/4"	***139-0804***	**8.16**	25
1/2"	3/8"	***139-0806***	**7.24**	25
1/2"	1/2"	***139-0808***	**9.58**	25
3/4"	1/2"	***139-1208***	**15.54**	25

female insert 90° elbows - forged



Hose ID	PTF Thread	*Brass* Part #	Price/E	Pkg Qty
1/4"	1/8"	***134-0402***	**$5.65**	50
1/4"	1/4"	***134-0404***	**7.39**	50
3/8"	1/4"	***134-0604***	**6.76**	50
3/8"	3/8"	***134-0606***	**9.85**	50
1/2"	1/4"	***134-0804***	**6.59**	25
1/2"	3/8"	***134-0806***	**10.91**	25
1/2"	1/2"	***134-0808***	**23.15**	25
3/4"	3/4"	***134-1212***	**33.11**	25

Barbed Hose Elbows

male insert 90° elbows - forged

New for 2012

Hose ID	PTF Thread	*Brass* Part #	Price/E	*316 Stainless* [1] Part #	Price/E	Pkg Qty
3/16"	1/8"	***EL15H1M***	**$3.62**	**---**	**---**	50
1/4"	1/8"	***EL2H1M***	**3.35**	**---**	**---**	50
1/4"	1/4"	***EL2H2M***	**4.87**	***EL2H2MSS***	**$26.43**	50
1/4"	3/8"	***EL2H3M***	**5.92**	**---**	**---**	50
5/16"	1/8"	***EL25H1M***	**4.13**	**---**	**---**	25
5/16"	1/4"	***EL25H2M***	**5.42**	**---**	**---**	50
5/16"	3/8"	***EL25H3M***	**6.09**	**---**	**---**	50
3/8"	1/8"	***EL3H1M***	**3.72**	**---**	**---**	50
3/8"	1/4"	***EL3H2M***	**4.86**	***EL3H2MSS***	**26.81**	50
3/8"	3/8"	***EL3H3M***	**6.38**	***EL3H3MSS***	**26.81**	50
3/8"	1/2"	***EL3H4M***	**8.88**	**---**	**---**	25
1/2"	1/4"	***EL4H2M***	**5.40**	**---**	**---**	50
1/2"	3/8"	***EL4H3M***	**6.67**	**---**	**---**	50
1/2"	1/2"	***EL4H4M***	**9.05**	***EL4H4MSS***	**31.83**	25
5/8"	3/8"	***EL5H3M***	**11.14**	**---**	**---**	25
5/8"	1/2"	***EL5H4M***	**11.79**	**---**	**---**	25
3/4"	1/2"	***EL6H4M***	**14.94**	**---**	**---**	25
3/4"	3/4"	***EL6H6M***	**21.24**	***EL6H6MSS***	**56.50**	25
1"	3/4"	***EL8H6M***	**26.57**	**---**	**---**	10
1"	1"	***EL8H8M***	**33.02**	**---**	**---**	10

[1] 316 stainless steel parts have NPT threads



Brass Barbed Hose Splicers

hose barb 90° elbow splicers - forged

Hose ID	Part #	Price/E	Pkg Qty
1/8"	***177-0202***	**$4.57**	25
3/16"	***177-0303***	**3.85**	25
1/4" x 1/8"	***177-0402***	**5.20**	25
1/4"	***177-0404***	**3.64**	25
5/16"	***177-0505***	**5.94**	25
3/8" x 1/4"	***177-0604***	**5.85**	25
3/8"	***177-0606***	**5.70**	25
1/2" x 3/8"	***177-0806***	**6.73**	25
1/2"	***177-0808***	**6.72**	25
5/8"	***177-1010***	**12.76**	25
3/4" x 1/2"	***177-1208***	**13.83**	25
3/4"	***177-1212***	**18.38**	25



hose barb tee splicers - forged

Hose ID	Part #	Price/E	Pkg Qty
1/8"	***179-0202***	**$5.67**	25
3/16"	***179-0303***	**4.57**	100
1/4" x 1/8"	***179-0402***	**4.79**	25
1/4"	***179-0404***	**4.44**	25
5/16"	***179-0505***	**6.02**	25
3/8" x 1/4"	***179-0604*** [1]	**10.27**	25
3/8"	***179-0606***	**5.81**	25
1/2" x 3/8"	***179-0806***	**9.05**	25
1/2"	***179-0808***	**8.60**	25
5/8"	***179-1010***	**12.93**	25
3/4" x 1/2"	***179-1208***	**18.86**	25
3/4"	***179-1212***	**18.41**	20



[1] drop leg has 1/4-18 male NPTF thread

Brass Hose Menders



Hose Size	Part #	Price/E	Opt Qty
1/8"	***BM1***	**$1.81**	100
3/16"	***BM15***	**1.63**	100
1/4"	***BM2***	**1.91**	100
1/4" x 1/8"	***BM2-1***	**2.29**	100
5/16"	***BM25***	**2.04**	100
3/8"	***BM3***	**2.34**	100
3/8" x 1/4"	***BM3-2***	**2.77**	100
1/2"	***BM4***	**3.30**	50
1/2" x 3/8"	***BM4-3***	**3.76**	50
5/8"	***BM5***	**3.92**	50
5/8" x 3/8"	New ***BM5-3***	**3.99**	50
5/8" x 1/2"	***BM5-4***	**4.44**	50
3/4"	***BM6***	**5.52**	50
3/4" x 1/2"	***BM6-4***	**5.44**	50
1"	***BM8***	**10.00**	10

Brass Barbed Hose Fittings

male 45° SAE x hose barb



Hose ID	UNF Thread	Part #	Price/E	Opt Qty
3/16"	7/16"-20	***142-0307***	**$2.79**	100
1/4"	7/16"-20	***142-0407***	**2.26**	100
1/4"	5/8"-18	***142-0410***	**3.18**	100
5/16"	1/2"-20	***142-0508***	**2.44**	100
3/8"	5/8"-18	***142-0610***	**3.50**	50
3/8"	3/4"-16	***142-0612***	**4.66**	50
1/2"	3/4"-16	***142-0812***	**4.82**	50

male NPTF swivel x hose barb



Hose ID	NPTF Size	Part #	Price/E	Opt Qty
New 1/4"	1/8"	***103-0402***	**$7.65**	100
1/4"	1/4"	***103-0404***	**5.51**	100
3/8"	1/4"	***103-0604***	**5.80**	100
3/8"	3/8"	***103-0606***	**6.48**	50
1/2"	3/8"	***103-0806***	**7.67**	50
1/2"	1/2"	***103-0808***	**9.70**	25
3/4"	3/4"	***103-1212***	**12.73**	25
New 1"	1-11/12"	***103-1616*** [1]	**51.96**	10

Note: swivel is for assembly convenience only
[1] capped threads / 150 maximum PSI

female NPTF swivel x hose barb



Hose ID	NPTF Thread	Part #	Price/E	Opt Qty
1/4"	1/4"-18	***105-0404***	**$7.12**	100
3/8"	1/4"-18	***105-0604***	**7.33**	50
3/8"	3/8"-18	***105-0606***	**7.46**	50
1/2"	3/8"-18	***105-0806***	**7.77**	50
1/2"	1/2"-14	***105-0808***	**8.40**	50

Note: swivel is for assembly convenience only

female 37° JIC swivel x hose barb



Hose ID	UNF Thread	Part #	Price/E	Opt Qty
3/8"	9/16"-18	***145-0609***	**$3.34**	100
3/4"	1-1/16"-12	***145-1217***	**13.04**	25

Brass Barbed Hose Fittings

female NPSM swivel x hose barb
ball seat type

Hose ID	NPSM Thread	Part #	Price/E	Opt Qty
1/8"	1/8"	***BFS11***	**$2.34**	100
3/16"	1/8"	***BFS151***	**2.43**	100
3/16"	1/4"	***BFS152***	**3.47**	100
1/4"	1/8"	***BFS21***	**2.62**	100
1/4"	1/4"	***BFS22***	**3.16**	100
1/4"	3/8"	***BFS23***	**4.44**	100
5/16"	1/4"	***BFS252***	**3.44**	100
5/16"	3/8"	***BFS253***	**4.27**	50
3/8"	1/4"	***BFS32***	**3.02**	100
3/8"	3/8"	***BFS33***	**4.16**	100
3/8"	1/2"	***BFS34***	**6.64**	100
1/2"	3/8"	***BFS43***	**5.00**	50
1/2"	1/2"	***BFS44***	**6.40**	100
3/4"	3/4"	***BFS66***	**9.00**	25



female NPSM swivel x hose barb
gasket seat type

Hose ID	NPSM Thread	Part #	Price/E	Opt Qty
1/8"	1/8"	***126-0202***	**$3.06**	100
3/16"	1/8"	***126-0302***	**2.85**	100
3/16"	1/4"	***126-0304***	**4.59**	100
1/4"	1/8"	***126-0402***	**4.46**	100
1/4"	1/4"	***126-0404***	**3.74**	100
1/4"	3/8"	***126-0406***	**5.05**	100
5/16"	1/4"	***126-0504***	**4.97**	100
3/8"	1/4"	***126-0604***	**4.03**	100
3/8"	3/8"	***126-0606***	**4.76**	50
3/8"	1/2"	***126-0608***	**7.00**	50
1/2"	3/8"	***126-0806***	**6.13**	50
1/2"	1/2"	***126-0808***	**6.89**	50
3/4"	3/4"	***126-1212***	**8.98**	25



Note: not reccommended for water.

female 45° SAE swivel x hose barb

Hose ID	UNF Thread	Part #	Price/E	Opt Qty
3/16"	3/8"-24	***144-0306***	**$2.87**	100
1/4"	5/8"-18	***144-0410***	**4.26**	100
5/16"	5/8"-18	***144-0510***	**4.40**	100
3/8"	5/8"-18	***144-0610***	**4.30**	100
1/2"	3/4"-16	***144-0812***	**5.73**	100
3/4"	1-1/16"-14	***144-1217***	**13.04**	25



female 45°SAE / 37°JIC swivel x hose barb
(dual angle seat)

Hose ID	UNF Thread	Part #	Price/E	Opt Qty
3/16"	7/16"-20	***143-0307***	**$2.78**	100
1/4"	7/16"-20	***143-0407***	**2.95**	100
1/4"	1/2"-20	***143-0408***	**3.73**	100
5/16"	1/2"-20	***143-0508***	**3.81**	100
3/8"	3/4"-16	***143-0612***	**5.30**	100
1/2"	3/4"-16	***143-0812***	**5.30**	100
1/2"	7/8"-14	***143-0814***	**7.49**	50



Reusable Fittings

Reusable fittings are recommended for low pressure air hose applications. They offer a more durable hose connection and easily repaired. Maximum working pressure: **250 PSI** at ambient temperature (70°F). *Caution: Check hose OD and ID accurately before ordering.* SAFETY ALERT



reusable male fittings

Brass Part #	Hose ID	NPTF Thread	Hose OD	Price/E	Opt Qty	*Brass* Part #	Hose ID	NPTF Thread	Hose OD	Price/E	Opt Qty
BN21RU50	1/4"	1/8"	1/2"	**$7.83**	100	***BN32RU62***	3/8"	1/4"	5/8"	**$7.28**	50
BN21RU56	1/4"	1/8"	9/16"	**8.27**	100	***BN32RU68***	3/8"	1/4"	11/16"	**7.83**	50
BN21RU62	1/4"	1/8"	5/8"	**8.40**	100	***BN32RU75***	3/8"	1/4"	3/4"	**7.36**	50
BN22RU50	1/4"	1/4"	1/2"	**6.12**	50	***BN33RU62***	3/8"	3/8"	5/8"	**7.84**	50
BN22RU56	1/4"	1/4"	9/16"	**6.55**	50	***BN33RU68***	3/8"	3/8"	11/16"	**8.40**	50
BN22RU62	1/4"	1/4"	5/8"	**6.68**	50	***BN33RU75***	3/8"	3/8"	3/4"	**7.92**	50
BN23RU50	1/4"	3/8"	1/2"	**8.78**	50	***BN34RU62***	3/8"	1/2"	5/8"	**11.55**	50
BN23RU56	1/4"	3/8"	9/16"	**9.22**	50	***BN34RU68***	3/8"	1/2"	11/16"	**12.10**	50
BN23RU62	1/4"	3/8"	5/8"	**9.35**	50	***BN34RU75***	3/8"	1/2"	3/4"	**11.63**	50
BN252RU56	5/16"	1/4"	9/16"	**8.47**	50	***BN42RU87***	1/2"	1/4"	7/8"	**16.02**	25
BN252RU62	5/16"	1/4"	5/8"	**7.11**	50	***BN42RU93***	1/2"	1/4"	15/16"	**17.11**	25
BN252RU68	5/16"	1/4"	11/16"	**9.22**	50	***BN42RU99***	1/2"	1/4"	1"	**18.10**	25
BN253RU56	5/16"	3/8"	9/16"	**11.14**	50	***BN43RU87***	1/2"	3/8"	7/8"	**15.75**	25
BN253RU62	5/16"	3/8"	5/8"	**9.78**	50	***BN43RU93***	1/2"	3/8"	15/16"	**16.84**	25
BN253RU68	5/16"	3/8"	11/16"	**11.89**	50	***BN43RU99***	1/2"	3/8"	1"	**17.83**	25
						BN44RU87	1/2"	1/2"	7/8"	**16.27**	25
						BN44RU93	1/2"	1/2"	15/16"	**17.36**	25
						BN44RU99	1/2"	1/2"	1"	**18.35**	25

303 Stainless Part #	Hose ID	NPT Thread	Hose OD	Price/E	*303 Stainless* Part #	Hose ID	NPT Thread	Hose OD	Price/E
BN21RU50SS	1/4"	1/8"	1/2"	**$61.35**	***BN32RU62SS***	3/8"	1/4"	5/8"	**$68.63**
BN21RU56SS	1/4"	1/8"	9/16"	**61.35**	***BN32RU68SS***	3/8"	1/4"	11/16"	**68.63**
BN21RU62SS	1/4"	1/8"	5/8"	**61.35**	***BN32RU75SS***	3/8"	1/4"	3/4"	**68.63**
BN22RU50SS	1/4"	1/4"	1/2"	**66.03**	***BN33RU62SS***	3/8"	3/8"	5/8"	**68.63**
BN22RU56SS	1/4"	1/4"	9/16"	**66.03**	***BN33RU68SS***	3/8"	3/8"	11/16"	**68.63**
BN22RU62SS	1/4"	1/4"	5/8"	**66.03**	***BN33RU75SS***	3/8"	3/8"	3/4"	**68.63**
New ***BN252RU56SS***	5/16"	1/4"	9/16"	**65.10**	***BN43RU87SS***	1/2"	3/8"	7/8"	**91.23**
BN252RU62SS	5/16"	1/4"	5/8"	**65.10**	***BN43RU93SS***	1/2"	3/8"	15/16"	**91.23**
					BN44RU87SS	1/2"	1/2"	7/8"	**99.88**
					BN44RU93SS	1/2"	1/2"	15/16"	**99.88**

- Stems and ferrules can be sold separately, contact Dixon for part number and pricing

Reusable Fittings



reusable female swivels

Brass Part #	Hose ID	NPSM Thread	Hose OD	Price/E	Opt Qty
185-4084	1/4"	1/4"	1/2"	**$8.42**	50
185-4094	1/4"	1/4"	9/16"	**8.84**	50
185-4104	1/4"	1/4"	5/8"	**8.98**	50
185-4086	1/4"	3/8"	1/2"	**10.47**	50
185-4096	1/4"	3/8"	9/16"	**10.90**	50
185-4106	1/4"	3/8"	5/8"	**11.03**	50
185-5094	5/16"	1/4"	9/16"	**11.03**	50
185-5104	5/16"	1/4"	5/8"	**9.67**	50
185-5114	5/16"	1/4"	11/16"	**11.78**	50
185-6104	3/8"	1/4"	5/8"	**10.37**	50
185-6114	3/8"	1/4"	11/16"	**10.93**	50
185-6124	3/8"	1/4"	3/4"	**10.46**	50
185-6106	3/8"	3/8"	5/8"	**11.76**	50
185-6116	3/8"	3/8"	11/16"	**12.32**	50
185-6126	3/8"	3/8"	3/4"	**11.84**	50
185-8148	1/2"	1/2"	7/8"	**18.60**	20
185-8158	1/2"	1/2"	15/16"	**19.69**	20
185-8168	1/2"	1/2"	1"	**20.68**	20



reusable hose splicers

Brass Part #	Hose ID	Hose OD	Price/E	Opt Qty
187-0408	1/4"	1/2"	**$9.24**	50
187-0409	1/4"	9/16"	**10.10**	50
187-0410	1/4"	5/8"	**10.37**	50
187-0610	3/8"	5/8"	**11.33**	25
187-0611	3/8"	11/16"	**12.44**	25
187-0612	3/8"	3/4"	**11.49**	25

Stems and ferrules can be sold separately, contact Dixon for part number and pricing

Grease Whip Hose Assemblies



- one piece brass crimp couplings
- 1/8"-27 male NPT thread, solid base
- US manufactured 3/16" I.D. hose - exceeds SAE 100R1-AT
- for use with hand grease guns only
- Strain relief spring option is available as a special, consult Dixon for pricing.

Part #	Assembly Length	Retail Pack	Price/E
GWH-0800	8"	n/a	**$11.72**
GWH-1200	12"	Add "R" suffix to part number	**12.02**
GWH-1800	18"	Add "R" suffix to part number	**15.61**
GWH-2400	24"	n/a	**18.43**
GWH-3600	36"	n/a	**25.46**
GWH-4800	48"	n/a	**32.66**
GWH-6000	60"	n/a	**40.49**

Brass Grease Whip Hose Fittings

Male and female fittings are designed to be crimped on.

grease hose couplers



Part #	Description	Price/E	Pkg Qty
GWH-C	grease hose coupler	**$8.15**	25
GWHC-FF	full flow grease hose coupler	**8.10**	25

male NPT thread - chamfered base



Part #	Description	Price/E	Pkg Qty
001-0055	1/8"-27 male NPT thread, drilled and chamfered base	**$2.72**	100

male NPT thread - solid base



Part #	Description	Price/E	Pkg Qty
001-0260	1/8"-27 male NPT thread, solid base	**$2.48**	100

female NPT thread



Part #	Description	Price/E	Pkg Qty
001-0860	1/8"-27 female NPT thread	**$3.56**	100

Grease Whip Zerk Fittings

New for 2012



Part #	Threads	Description	Overall Length	Thread Length	Hex	Price/E	Pkg Qty
GWHZ000	1/8-27 NPT	straight	.660	.260	.430	**$0.82**	100
GWHZ045	1/8-27 NPT	45°	.860	.280	.430	**1.11**	100
GWHZ090	1/8-27 NPT	90°	.830	.310	.430	**1.12**	100
GWHZ400	1/4-28 tapered	straight	.530	.200	.312	**0.63**	100
GWHZ445	1/4-28 tapered	45°	.800	.200	.375	**1.13**	100
GWHZ490	1/4-28 tapered	90°	1.20	.200	.375	**1.13**	100

Brass Oxy-Acetylene Hose Couplings



acetylene couplings

left-hand thread for acetylene line x hose shank

Hose Size	Part #	Price/E	Left UNF Thread	Hex
3/16"	***OA69***	**$2.97**	3/8"-24	7/16"
3/16"	***OA70***	**3.35**	9/16"-18	11/16"
1/4"	***OA71***	**3.64**	9/16"-18	11/16"
5/16"	***OA72***	**3.64**	9/16"-18	11/16"
3/8"	***OA73***	**3.64**	9/16"-18	11/16"



oxygen couplings

right-hand thread for oxygen line x hose shank

Hose Size	Part #	Price/E	Right UNF Thread	Hex
3/16"	***OA59***	**$2.97**	3/8"-24	7/16"
3/16"	***OA60***	**3.35**	9/16"-18	11/16"
1/4"	***OA61***	**3.64**	9/16"-18	11/16"
5/16"	***OA62***	**3.64**	9/16"-18	11/16"
3/8"	***OA63***	**3.64**	9/16"-18	11/16"

Brass Oxy-Acetylene Connecting Spuds



For connecting two hoses together



left-hand thread x left-hand thread

Part #	Price/E	Left UNF Thread	Hex
OA52	**$3.79**	9/16"-18	11/16"

right-hand thread x right-hand thread

Part #	Price/E	Right UNF Thread	Hex
OA50	**$3.79**	9/16"-18	11/16"

Brass Oxy-Acetylene Adapters



left-hand thread x NPTF

Part #	Price/E	Left UNF Thread	NPTF Thread	Hex
158-0904	**$3.31**	9/16"-18	1/4"-18	5/8"
158-0906	**4.06**	9/16"-18	3/8"-18	11/16"



right-hand thread x NPTF

Part #	Price/E	Right UNF Thread	NPTF Thread	Hex
156-0904	**$3.31**	9/16"-18	1/4"-18	5/8"
156-0906	**3.97**	9/16"-18	3/8"-18	11/16"

Brass Oxy-Acetylene Ferrules

Part #	Price/E	Inside Dimensions	Overall Length	Metal Gauge	Std. Ind. Part #	Qty
BFO448	**$0.71**	.448" x 0.890"	15/32"	.019"	9116	25
BFO474	**0.52**	.474" x 0.943"	15/32"	.019"	9979	25
BFO535	**0.85**	.535" x 1.071"	3/4"	.024"	9940P	25
BFO593	**0.71**	.593" x 1.109"	3/4"	.024"	9593	25
BFO700	**2.89**	.700" x 1.325"	3/4"	.025"	8337	25



sold in package quantities only

Squeeze Lok™ Hose Assembly Tool

- installs 1/4", 5/16" and 3/8" hose fittings
- lightweight
- portable
- comfortable cushioned grip
- economical

Part #	Price/E
HHCI	**$220.00**



Brass Ferrules

ferrules for air

BFM
for medium weight hose



Part #	Price/E	Pkg Qty	Ferrule ID	Ferrule Length	End Hole Size	Metal Gauge	Stnd Ind Part #	Ribbed Die*	Plain Die*
BFM478	**$0.43**	50	.478"	11/16"	21/64"	.024"	***4750***	***R41***	***P41/P42***
BFM500	**0.56**	50	.500"	1"	11/32"	.024"	***7322***	***R40***	***P40***
BFM525	**0.56**	50	.525"	1"	3/8"	.024"	***7323***	***R39***	***P39***
BFM531	**0.56**	50	.531"	1"	7/16"	.024"	***7324***	***R39***	***P39***
BFM562	**0.59**	50	.562"	1"	7/16"	.024"	***7325***	***R37***	***P38***
BFM593	**0.62**	50	.593"	1"	7/16"	.024"	***7326***	***R36***	***P37***
BFM625	**0.62**	50	.625"	1"	7/16"	.024"	***7327***	***R35***	***P36***
BFM656	**0.75**	50	.656"	1"	7/16"	.024"	***7328***	***R34***	***P35***
BFM687	**0.75**	50	.687"	1"	1/2"	.024"	***7329***	***R33***	***P34***
BFM718	**0.72**	50	.718"	1"	5/8"	.024"	***7330***	***R31***	***P32***
BFM718B	**0.72**	50	.718"	1"	1/2"	.024"	***7330B***	***R31***	***P32***
BFM750	**0.79**	50	.750"	1"	5/8"	.024"	***7331***	***R30***	***P31***
BFM750B	**0.76**	50	.750"	1"	1/2"	.024"	***7331B***	***R30***	***P31***
BFM781	**0.81**	50	.781"	1"	5/8"	.024"	***7332***	***R29***	***P30***
BFM781B	**0.81**	50	.781"	1"	1/2"	.024"	***7332B***	***R29***	***P30***
BFM812	**0.87**	50	.812"	1"	5/8"	.024"	***7333***	***R28***	***P29***

BFL
for light weight hose



Part #	Price/E	Pkg Qty	Ferrule ID	Ferrule Length	End Hole Size	Metal Gauge	Stnd Ind Part #	Ribbed Die*	Plain Die*
BFL380	**0.25**	50	.380"	1/2"	17/64"	.016"	***622***	***R44***	***P45***
BFL400	**0.32**	50	.400"	15/32"	17/64"	.020"	***619***	***R44***	***P44***
BFL410	**0.27**	50	.410"	1/2"	17/64"	.016"	***620***	***R43***	***P44***
BFL450	**0.27**	50	.450"	9/16"	11/32"	.016"	***769***	***R41***	***P42***
BFL500	**0.27**	50	.500"	1/2"	11/32"	.016"	***624***	***R40***	***P41***
BFL525	**0.28**	50	.525"	1/2"	11/32"	.016"	***625***	***R39***	***P40***
BFL548	**0.28**	50	.548"	31/64"	3/8"	.015"	***626***	***R38***	***P39***
BFL564	**0.41**	50	.564"	3/4"	3/8"	.019"	***3588***	***R37***	***P38***
BFL575	**0.33**	50	.575"	31/64"	15/32"	.019"	***KK***	***R37***	***P38***
BFL600	**0.34**	50	.600"	1/2"	1/2"	.019"	***JJ***	***R36***	***P37***
BFL625	**0.37**	50	.625"	1/2"	1/2"	.019"	***II***	***R35***	***P36***
BFL650	**0.38**	50	.650"	1/2"	1/2"	.019"	***HH***	***R34***	***P35***
BFL675	**0.43**	50	.675"	33/64"	1/2"	.019"	***GG***	***R34***	***P34***
BFL725	**0.40**	50	.725"	17/32"	1/2"	.019"	***EE***	***R31***	***P32***
BFL750	**0.41**	50	.750"	17/32"	1/2"	.019"	***DD***	***R30***	***P32***
BFL775	**0.55**	50	.775"	17/32"	1/2"	.016"	***CC***	***R31***	***P31***

* These dies for use with 5111A and 1765A ferrule machine. Other sizes are available.
Ribbed Dies per set: **$190.00**; Plain Dies per set: **$190.00**

ferrules for fluid

BFMW
for medium weight water hose



Part #	Price/E	Pkg Qty	Ferrule ID	Ferrule Length	End Hole Size	Metal Gauge	Stnd Ind Part #	Ribbed Die*	Plain Die*
BF800	**$0.78**	25	.800"	.844"	.688"	.024"	***---***	***R28***	***P29***
BF825	**0.74**	25	.825"	.844"	.688"	.024"	***---***	***R27***	***P28***
BF850	**0.48**	25	.850"	.568"	.688"	.019"	***Z***	***R26***	***P27***
BFW875	**0.77**	25	.875"	.844"	.688"	.024"	***7244A***	***R25***	***P26***
BFW900	**0.80**	25	.900"	.844"	.688"	.024"	***5029A***	***R24***	***P25***
BFW925	**0.91**	25	.925"	.840"	.690"	.025"	***7113***	***R23***	***P24***
BFW975	**0.95**	25	.975"	.844"	.688"	.024"	***5028A***	***R21***	***P22***
BFW1025	**0.96**	25	1.025"	.844"	.693"	.024"	***7114A***	***R19***	***P20***
BFW1175	**1.10**	25	1.175"	.844"	.875"	.024"	***7088A***	***R13***	***P14***
BFMW1050	**1.33**	25	1.050"	.625"	.750"	.025"	***3605***	***R18***	***P19***
BFMW1100	**1.25**	25	1.100"	.843"	.812"	.023"	***5027***	***R16***	***P17***
BFMW1150	**1.25**	25	1.150"	.844"	.880"	.024"	***7104A***	***R15***	***P15***
BFMW1225	**1.79**	25	1.225"	.875"	.875"	.025"	***875-K***	***R11***	***P12***
BFMW1275	**2.96**	25	1.275"	.875"	1.000"	.025"	***875-1***	***R9***	***P10***
BFMW1400	**2.92**	25	1.400"	.687"	1.120"	.020"	***D***	***R4***	***P5***
BFMW1500	**2.28**	25	1.500"	.875"	1.120"	.025"	***1500***	***---***	***P1***

* These dies for use with 5111A and 1765A ferrule machine. Other sizes are available.
Ribbed Dies per set: **$190.00**; Plain Dies per set: **$190.00**

sold in package quantities only

Manually - Operated Brass Ferrule Crimper

- crimps all brass ferrules shown on previous page
- Dies for ferrule machines are available in standard sets for all ferrules as tabulated (4 segments to a set).
- Dies are supplied with plain or ribbed crimping surface.
- does not include dies
- height: with handle upright 27"
- base: 8" x 3"
- body: 7-3/8"
- weight: 25 lbs.



Part #	Price/E
5111A	**$1770.00**

Air - Operated Brass Ferrule Crimper

- The mass production assembly of hose, ferrules and fittings is efficiently handled with this air-operated unit.
- The foot pedal permits the use of both hands, reduces fatigue and speeds production.
- complete with air cylinder, ferrule machine (less dies), fitted hose lengths and necessary control valves
- ready for work bench installation
- crimps all brass ferrules shown on page 328
- weight: 91 lbs.



Part #	Price/E
1765A	**$8090.00**

Die sizes for ferrules and machine numbers 1765A and 5111A on page 328.

Hose Crimper

- 855 crimper with 5 dies for 31/64" (0.484") to 45/64" (0.703") OD hose
- 855A crimper with 5 dies for 28/64" (0.437") to 43/64" (0.671") OD hose
- optional dies up to 52/64" OD
- replacement dies: **$42.00**
- Hose crimper provides "big tool" crimping advantages at a fraction of the cost.
- rugged, portable and easy to use
- # 855 weight: 10 lbs.
- # 855A weight: 10 lbs.

Crimper Part #	Price/E
855	**$298.20**
855A	**309.20**



Replacement Dies

Die Bore	Hose OD From:	Hose OD To:	***Die Part #***	Crimper # **855**	Crimper # **855A**
.375"	.385"	.406"	***856-10***	optional	optional
.437"	.447"	.468"	***856-7***	optional	standard
.484"	.490"	.520"	***856-4***	standard	standard
.531"	.540"	.562"	***856-3***	standard	standard
.578"	.590"	.625"	***856-2***	standard	standard
.625"	.640"	.671"	***856-1***	standard	standard
.687"	.690"	.710"	***856-5***	standard	optional
.750"	.760"	.781"	***856-8***	optional	optional
.812"	.820"	.843"	***856-9***	optional	optional

Large Hose Crimper

(Sold without dies)

- for crimping 1/2" to 1" ID hoses with larger OD's, from 11/16" to 1-1/2"
- crimps standard brass or aluminum ferrules
- order separate dies for each hose diameter
- weight: 10 lbs.

Crimper Part #	Price/E
860	**$330.00**



Dies

Hose OD/ Finished Crimp Dimension	***Die Part #***	Price/E
11/16"	***861-22***	**$49.00**
23/32"	***861-23***	**49.00**
3/4"	***861-24***	**49.00**
25/32"	***861-25***	**49.00**
13/16"	***861-26***	**49.00**
27/32"	***861-27***	**49.00**
7/8"	***861-28***	**49.00**
29/32"	***861-29***	**49.00**
15/16"	***861-30***	**49.00**
31/32"	***861-31***	**49.00**
1"	***861-32***	**49.00**
1-1/32"	***861-33***	**49.00**
1-1/16"	***861-34***	**49.00**
1-1/8"	***861-36***	**49.00**
1-3/16"	***861-38***	**49.00**
1-1/4"	***861-40***	**49.00**
1-5/16"	***861-42***	**49.00**
1-3/8"	***861-44***	**49.00**
1-7/16"	***861-46***	**49.00**
1-1/2"	***861-48***	**49.00**

Polypropylene Non-Spill Chemical Transfer Couplings

The non-spill coupling virtually eliminates fluid loss upon disconnection. It is designed to help meet the demand for closed system transfer and dispensing of chemicals with minimal environmental contamination. The push-to-connect design allows ease of connection/disconnection and the flush valve enables ease of cleaning. They can be used with concentrated or diluted agricultural chemicals when transferring from bulk storage tanks, returnable containers, applicators, etc.

Materials:
- body - polypropylene
- springs - 316 stainless steel
- seals - chemical resistant fluorocarbon

Size	Pressure Ratings	*coupler*		*nipple*	
		Part #	Price/E	Part #	Price/E
½"	100 PSI at 68°F	***PFC50***	**$71.80**	***PFN50***	**$35.00**
1"	60 PSI at 68°F	***PFC100***	**86.80**	***PFN100***	**60.00**
2"	100 PSI at 68°F	***PFC200***	**233.30**	***PFN200***	**110.30**



Acetal Push-In Fittings

Construction:
- material - acetal copolymer
- O-ring - nitrile rubber
- three piece construction, body, collet and O-ring pre-assembled
- collets are produced with stainless steel locking teeth

Working Pressure and Temperature Range:
- temperature range: **-20°F** (-20°C) to **185°F** (85°C)
- maximum water pressure: ¼": **230 PSI**; 3/8" and ½": **170 PSI**

Advantages:
- FDA compliant and NSF 51 listed non toxic material
- Easy to install - no tools required. Easy to disconnect and reuse

Applications:
- Water conditioning, filtration, reverse osmosis, soft drink, beer and condiment dispensing equipment where no metal contamination can be present.
- Industrial applications include low pressure pneumatic, hydraulic and vacuum lines commonly used in packaging systems, robotics, machine tools, agricultural spraying, car and industrial wash systems and air logic systems.

Push-In Straight Unions

tube x tube

Tube OD	*Acetal*	
	Part #	Price/E
1/4"	***462-4***	**$3.40**
3/8"	***462-6***	**4.80**
3/8" x 1/4"	***462-64***	**4.65**
1/2"	***462-8***	**5.55**
1/2" x 3/8"	***462-86***	**5.60**



Push-In Union Tees

tube x tube x tube

Tube OD		*Acetal*	
Run	Branch	Part #	Price/E
1/4"	1/4"	***464-4***	**$4.70**
3/8"	3/8"	***464-6***	**5.85**
3/8"	1/4"	***464-664***	**5.80**
1/2"	1/2"	***464-8***	**6.95**
1/2"	3/8"	***464-886***	**6.60**



Push-In Hose Barb Connectors

tube x hose barb

Tube OD	*Acetal*	
	Part #	Price/E
1/4"	***489-4***	**$2.40**
3/8"	***489-6***	**3.05**
1/2"	***489-8***	**3.40**



Acetal Push-In Fittings

Push-In Female Adapters



tube x female NPT

Tube OD	Female NPT	*Acetal* Part #	Price/E
1/4"	1/4"	***466-4B***	**$4.10**
3/8"	1/4"	***466-6B***	**5.15**

Push-In Male Adapters



tube x male NPT

Tube OD	Male NPT	*Acetal* Part #	Price/E
1/4"	1/8"	***468-4A***	**$2.70**
1/4"	1/4"	***468-4B***	**3.00**
1/4"	3/8"	***468-4C***	**3.50**
3/8"	1/8"	***468-6A***	**3.90**
3/8"	1/4"	***468-6B***	**4.55**
3/8"	3/8"	***468-6C***	**4.85**
3/8"	1/2"	***468-6D***	**5.15**
1/2"	3/8"	***468-8C***	**5.60**
1/2"	1/2"	***468-8D***	**6.15**

Push-In Male Elbows



tube x 90° male NPT

Tube OD	Male NPT	*Acetal* Part #	Price/E
1/4"	1/8"	***469-4A***	**$3.45**
1/4"	1/4"	***469-4B***	**3.60**
1/4"	3/8"	***469-4C***	**3.80**
3/8"	1/4"	***469-6B***	**4.65**
3/8"	3/8"	***469-6C***	**5.00**
1/2"	3/8"	***469-8C***	**5.70**
1/2"	1/2"	***469-8D***	**6.35**

Push-In Union Elbows



tube x 90° tube

Tube OD	*Acetal* Part #	Price/E
1/4"	***465-4***	**$4.00**
3/8"	***465-6***	**5.30**
3/8" x 1/4"	***465-64***	**5.15**
1/2" x 3/8"	***465-86***	**6.10**
1/2"	***465-8***	**6.55**

Push-In 360° Swivel Elbows



tube x 360° swivel male NPT

Tube OD	Male NPT	*Acetal* Part #	Price/E
1/4"	1/8"	***469S-4A***	**$5.80**
1/4"	1/4"	***469S-4B***	**5.85**
3/8"	1/4"	***469S-6B***	**8.15**
3/8"	3/8"	***469S-6C***	**8.35**
1/2"	3/8"	***469S-8C***	**9.20**
1/2"	1/2"	***469S-8D***	**9.30**

Clear PVC Tubing

Clear PVC Tubing is designed to be used with standard shank fittings.
Tubing sold only in lengths shown below.

domestic

Size ID	Size OD	Working Pressure @ 72°F	Length	*PVC* Part #	Price/length
3/16"	5/16"	55	100	***CL0305***	**$43.25**
1/4"	3/8"	55	100	***CL0406***	**50.60**
1/4"	1/2"	60	100	***CL0408***	**113.00**
5/16"	7/16"	50	100	***CL0507***	**58.60**
3/8"	1/2"	40	100	***CL0608***	**72.25**
3/8"	5/8"	55	100	***CL0610***	**149.00**
1/2"	5/8"	30	100	***CL0810***	**97.00**
1/2"	3/4"	45	100	***CL0812***	**180.00**
5/8"	7/8"	40	100	***CL1014***	**224.00**
3/4"	1"	35	100	***CL1216***	**258.00**
1"	1-1/4"	28	100	***CL1620***	**340.00**
1-1/4"	1-3/4"	45	50	***CL2028-50***	**430.00**
1-1/2"	2"	40	50	***CL2432-50***	**500.00**

Domestic
- produced from FDA materials, but not FDA approved
- for non-critical hospital use such as suction and draining
- maximum temperature: **135°F**
- shipped in individually boxed bundles



imported

Size ID	Size OD	Working Pressure @ 72°F	Length	*PVC* Part #	Price/length
1/4"	3/8"	50	100	***ICL0406***	**$25.50**
3/8"	1/2"	35	100	***ICL0608***	**35.45**
1/2"	5/8"	35	100	***ICL0810***	**46.30**
1/2"	3/4"	50	100	***ICL0812***	**96.55**
3/4"	1"	35	100	***ICL1216***	**136.90**
1"	1-1/4"	30	100	***ICL1620***	**178.55**
1-1/2"	2"	15	50	***ICL2432***	**290.55**

Imported
- temperature range: **14°F** to **149°F**
- shipped in bundles wrapped with PVC film

Clear PVC Braided Tubing

Tubing sold only in lengths shown below.

domestic

Size ID	Size OD	Working Pressure @ 72°F	Length	*PVC* Part #	Price/length
3/16"	3/8"	250	300	***BR0306***	**$299.50**
1/4"	7/16"	250	300	***BR0446***	**280.00**
3/8"	5/8"	225	300	***BR0609***	**589.45**
1/2"	3/4"	200	300	***BR0812***	**520.00**
5/8"	7/8"	200	300	***BR1014***	**820.00**
3/4"	1-1/16"	150	300	***BR1218***	**820.00**
1"	1-5/16"	125	200	***BR1621***	**1315.50**
1-1/4"	1-11/16"	100	100	***BR2027***	**825.00**
1-1/2"	1-15/16"	100	100	***BR2431***	**1730.75**

Domestic
- high grade tensile strength polyester yarn reinforcement
- temperature range: **27°F** to **150°F**
- shipped in coils



imported

Size ID	Size OD	Working Pressure @ 72°F	Length	*PVC* Part #	Price/length
1/4"	1/2"	142	300	***IBR0446***	**$191.00**
3/8"	5/8"	114	300	***IBR0609***	**246.25**
1/2"	3/4"	100	300	***IBR0812***	**310.00**
3/4"	1-1/16"	71	300	***IBR1218***	**661.30**
1"	1-5/16"	71	200	***IBR1621***	**513.10**

Imported
- temperature range: **14°F** to **149°F**
- for various machine tools and transportation of chemicals
- shipped in bundles wrapped with PVC film

PVC Tubing and Hose Cutters



- rugged construction permits cutting up to ¾" tubing or hose
- corrosion resistant hardened steel blade ensures straight, crisp cuts for optimum fit

Part #	Price/E
TC97	**$17.00**
TC97RB *(replacement blade)*	**5.75**



- cuts low pressure fabric reinforced hose up to 1" OD
- reversible blade

Part #	Price/E
HC90	**$26.55**
HC90RB *(replacement blade)*	**11.15**



- cuts hose and tubing up to 2" OD; Polyethylene up to 1½" ID; PVC up to 1¼" ID
- stainless steel blade

Part #	Price/E
LHC95	**$47.70**
LHC95RB *(replacement blade)*	**19.00**

Copper Tubing Cutters

Hi-Duty Tube Cutter



- for 1/8" through 1-1/8" OD tubing
- rugged aluminum alloy body is nickel chrome plated
- Foldaway hardened steel reamer with turned cutting edge removes burrs cleanly, filing surface removes outside burrs.
- includes 2 general purpose cutter wheels
- chromium steel cutting wheels
- replacement parts available, contact the factory for more information

Description	Part #	Price/E
length 5", weight 6.5 oz.	***TC-1000***	**$104.10**

Ratcheting Tube Cutter



- for 1/8" through 5/8" OD tubing
- use cutter with or without handle - snaps into place in seconds
- includes 1 general purpose cutter wheel
- Enclosed feed screw minimizes contamination ensuring continued smooth operation.
- corrosion resistant stainless steel rollers positioned at bottom of cutter allows for easier cutter engagement on tubing and smoother cutting action
- replacement parts available, contact the factory for more information

Description	Part #	Price/E
length with handle 4¾", weight 4 oz., 4" swing radius with handle	***TC-1050RH***	**$84.85**

Tube Cutter



- for 3/8" through 1-1/8" OD tubing
- includes 2 general purpose cutter wheels
- replacement parts available, contact the factory for more information

Description	Part #	Price/E
length 2-11/16", weight 5 oz., 1-15/16" swing radius	***174-F***	**$98.65**

Properties of Tuff-Lite Materials

Nylon fittings should not be used with acid-based fertilizers, bromine, chlorine, fluorine, hydrochloric acid, iodine, nitric acid, phosphoric acid, sulfuric acid or xylene. Made with material approved by FDA. Nylon should not be used with compressed gas. Parts are white.

SAFETY ALERT

Polypropylene fittings should not be used with aromatic hydrocarbons, carbon tetra-chloride, gasoline, hexane, kerosene, nitric acid, sodium hydrochlorite, toluene, trichloroethylene or xylene. Polypropylene should not be used with compressed gas. Parts are black.

SAFETY ALERT

Male Inserts

- Parts showing package quantities are sold in package quantities only.

hose shank x male NPT

Hose Shank	Male NPT	*Nylon* Part #	Price/E	Pkg Qty	*Polypropylene* Part #	Price/E	Pkg Qty
	1/8"	***TN21***	**$0.68**	50	***PPN21***	**$0.82**	50
	1/4"	***TN22***	**0.70**	50	***PPN22***	**0.81**	50
1/4"	3/8"	***TN23***	**0.76**	50	***PPN23***	**0.83**	50
	1/2"	***TN24***	**0.87**	50	***PPN24***	**0.87**	50
	3/4"	***TN26***	**0.91**	50	**---**	**---**	--
	1"	***TN28***	**1.38**	50	**---**	**---**	--
5/16"	1/4"	***TN252***	**0.70**	50	**---**	**---**	--
	1/8"	***TN31***	**0.80**	50	***PPN31***	**0.82**	50
	1/4"	***TN32***	**0.88**	50	***PPN32***	**0.80**	50
3/8"	3/8"	***TN33***	**0.92**	50	***PPN33***	**0.81**	50
	1/2"	***TN34***	**1.00**	50	***PPN34***	**0.93**	50
	3/4"	***TN36***	**1.08**	50	***PPN36***	**0.90**	50
	1/8"	***TN41***	**0.75**	50	**---**	**---**	--
	1/4"	***TN42***	**0.77**	50	***PPN42***	**0.83**	50
1/2"	3/8"	***TN43***	**0.79**	50	***PPN43***	**0.88**	50
	1/2"	***TN44***	**0.91**	50	***PPN44***	**0.72**	50
	3/4"	***TN46***	**1.03**	50	***PPN46***	**1.07**	50
	3/8"	***TN53***	**0.87**	50	**---**	**---**	--
5/8"	1/2"	***TN54***	**0.94**	50	***PPN54***	**0.93**	50
	3/4"	***TN56***	**1.10**	50	***PPN56***	**1.12**	50
	3/8"	***TN63***	**0.83**	50	**---**	**---**	--
3/4"	1/2"	***TN64***	**1.07**	50	***PPN64***	**1.00**	50
	3/4"	***TN66***	**1.17**	50	***PPN66***	**0.93**	50
	1"	***TN68***	**1.37**	25	***PPN68***	**1.38**	25
1"	3/4"	***TN86***	**1.29**	25	***PPN86***	**1.16**	25
	1"	***TN88***	**1.56**	25	***PPN88***	**1.49**	25
	1"	***TN158***	**2.35**	15	**---**	**---**	--
1-1/4"	1-1/4"	***TN150***	**3.70**	10	***PPN150***	**3.11**	10
	1-1/2"	***TN1520***	**3.90**	10	**---**	**---**	--
1-1/2"	1-1/4"	***TN2015***	**3.90**	10	**---**	**---**	--
	1-1/2"	***TN200***	**4.00**	10	***PPN200***	**3.20**	10
2"	2"	***TN250***	**5.60**	5	***PPN250***	**4.55**	5



nylon



polypropylene

Female Inserts

hose shank x female NPT

Hose Size	Female NPT	*Nylon* Part #	Price/E
1/4"	1/4"	***TFS22***	**$3.15**
1/4"	1/2"	***TFS42***	**3.30**
1/2"	1/2"	***TFS44***	**2.90**
3/4"	3/4"	***TFS66***	**3.65**



Tuff-Lite

Female Barbed Fittings



hose shank x female NPSM

ball seat type

Hose Size	Female NPSM	Nylon Part #	Nylon Price/E
1/4"	1/4"	***TF22***	**$0.92**
3/8"	3/8"	***TF33***	**1.07**

Short Shank Couplings





- Parts showing package quantities are sold in package quantities only.
- female shipped with a red vinyl washer (***TVW7***), replacement washers on page 340

nylon short shank couplings

Hose Shank	Thread Size	female Part #	female Price/E	male Part #	male Price/E	Pkg Qty
1/4"	3/4" NPSM	***TCF62***	**$1.55**	***TN26***	**$0.91**	50
3/8"	3/4" NPSM	***TCF63***	**1.55**	***TN36***	**1.08**	50
1/2"	3/4" NPSM	***TCF64***	**1.60**	***TN46***	**1.03**	50
5/8"	3/4" NPSM	***TCF65***	**1.60**	***TN56***	**1.10**	50
3/4"	3/4" NPSM	***TCF66***	**1.65**	***TN66***	**1.17**	50
1/4"	3/4" GHT	***TCF72***	**1.85**	***TCM72***	**0.94**	--
3/8"	3/4" GHT	***TCF73***	**1.85**	***TCM73***	**0.98**	--
1/2"	3/4" GHT	***TCF74***	**1.90**	***TCM74***	**1.03**	--
5/8"	3/4" GHT	***TCF75***	**1.90**	***TCM75***	**1.04**	--
3/4"	3/4" GHT	***TCF76***	**1.95**	***TCM76***	**1.04**	--





- female shipped with a red vinyl washer (***TVW7***), replacement washers on page 340

polypropylene short shank couplings

Hose Shank	Thread Size	female Part #	female Price/E	male Part #	male Price/E
1/4"	3/4" GHT	***PPCF72***	**$1.69**	**---**	**---**
3/8"	3/4" GHT	***PPCF73***	**1.55**	***PPCM73***	**$1.10**
1/2"	3/4" GHT	***PPCF74***	**1.57**	***PPCM74***	**1.11**
5/8"	3/4" GHT	***PPCF75***	**1.74**	***PPCM75***	**1.14**
3/4"	3/4" GHT	***PPCF76***	**1.75**	***PPCM76***	**1.18**

Reducing Bushings



male NPT x female NPT

Male NPT	Female NPT	Nylon Part #	Nylon Price/E
3/8"	1/4"	***THB32***	**$1.80**
1/2"	1/4"	***THB42***	**1.75**
1/2"	3/8"	***THB43***	**1.75**
3/4"	1/2"	***THB64***	**2.05**
1"	3/4"	***THB86***	**2.90**

Couplers



- Parts showing package quantities are sold in package quantities only.

female NPT x female NPT

Female NPT	Female NPT	Nylon Part #	Nylon Price/E	Pkg Qty
1/2"	1/2"	***TA994***	**$3.90**	25
3/4"	3/4"	***TA996***	**4.30**	25

Tuff-Lite

Male GHT x Female NPT Adapters

- Parts showing package quantities are sold in package quantities only.


nylon


polypropylene

male GHT x female NPT

Female NPT	*Nylon* Part #	Price/E	Pkg Qty	*Polypropylene* Part #	Price/E	Pkg Qty
1/4"	***TA792***	**$1.44**	50	***PPA792***	**$2.93**	50
3/8"	***TA793***	**1.49**	50	**---**	**---**	--
1/2"	***TA794***	**1.51**	50	***PPA794***	**2.85**	50
3/4"	***TA796***	**1.60**	50	***PPA796***	**2.98**	25

Female GHT x NPT Adapters

- Parts showing package quantities are sold in package quantities only.

New for 2012


nylon

female GHT x male NPT

Male NPT	*Nylon* Part #	Price/E	Pkg Qty
1/4"	***TA972***	**$1.46**	50
3/8"	***TA973***	**1.49**	50
1/2"	***TA974***	**1.53**	50
3/4"	***TA976***	**1.55**	50

female GHT x female NPT

Female NPT	*Nylon* Part #	Price	Pkg Qty
---	**---**	**---**	---
---	**---**	**---**	---
1/2"	***TA974F***	**$3.90**	50
3/4"	***TA976F***	**6.35**	50

Male GHT x Male NPT Adapters

- Parts showing package quantities are sold in package quantities only.


nylon


polypropylene

male GHT x male NPT

Male NPT	*Nylon* Part #	Price/E	Pkg Qty	*Polypropylene* Part #	Price/E	Pkg Qty
1/4"	***TA772***	**$0.95**	50	**---**	**---**	--
3/8"	***TA773***	**1.03**	50	***PPA773***	**$1.15**	50
1/2"	***TA774***	**1.12**	50	***PPA774***	**1.14**	50
3/4"	***TA776***	**1.14**	50	***PPA776***	**1.14**	50
1"	***TA778***	**1.59**	25	**---**	**---**	--

Male NPT x Female Swivel Adapters

- female shipped with a red vinyl washer (***TVW7***), replacement washers on page 340



male NPT x female threaded swivel nut

Male NPT	Female Thread	*Nylon* Part #	Price/E
1/4"	3/4" GHT	***TSA72***	**$1.90**
3/8"	3/4" GHT	***TSA73***	**1.95**
1/4"	3/4" NPS	***TSA62***	**1.90**
3/8"	3/4" NPS	***TSA63***	**1.95**

Nuts



female threaded swivel nuts

Thread Size	*Nylon* Part #	Price/E
3/4" NPS	***TCF6***	**$0.65**
3/4" GHT	***TCF7***	**0.61**

Tuff-Lite

Female NPT x 90° Hose Barb Elbows



female NPT x 90° hose barb

Hose Size	Female NPT	*Nylon* Part #	Price/E
1/2"	1/2"	***TLFS44***	**$2.65**
1/2"	3/4"	***TLFS64***	**3.05**
3/4"	3/4"	***TLFS66***	**3.25**

Male x 90° Hose Barb Elbows

- Parts showing package quantities are sold in package quantities only.



NPT

male NPT x 90° hose barb

male GHT x 90° hose barb — News for 2012

Hose Size	Male NPT	*Nylon* Part #	Price/E	Pkg Qty	*Nylon* Part #	Price/E	Pkg Qty
1/4"	1/8"	***TLS21***	**$0.82**	50	**---**	**---**	---
	1/4"	***TLS22***	**0.91**	50	**---**	**---**	---
	3/8"	***TLS23***	**1.17**	50	**---**	**---**	---
3/8"	1/8"	***TLS31***	**0.87**	50	**---**	**---**	---
	1/4"	***TLS32***	**0.91**	50	**---**	**---**	---
	3/8"	***TLS33***	**1.17**	50	**---**	**---**	---
	1/2"	***TLS34***	**1.36**	50	**---**	**---**	---
	3/4"	***TLS36***	**1.46**	50	***TLS37***	**$2.80**	50
1/2"	1/4"	***TLS42***	**1.17**	50	**---**	**---**	---
	3/8"	***TLS43***	**1.17**	50	**---**	**---**	---
	1/2"	***TLS44***	**1.36**	50	**---**	**---**	---
	3/4"	***TLS46***	**1.46**	25	***TLS47***	**2.35**	50
	1"	***TLS48***	**1.90**	25	**---**	**---**	---
5/8"	3/8"	***TLS53***	**1.36**	25	**---**	**---**	---
	1/2"	***TLS54***	**1.46**	25	**---**	**---**	---
	3/4"	***TLS56***	**1.55**	25	***TLS57***	**2.90**	50
	1"	***TLS58***	**1.64**	25	**---**	**---**	---
3/4"	3/8"	***TLS63***	**1.64**	25	**---**	**---**	---
	1/2"	***TLS64***	**1.55**	25	**---**	**---**	---
	3/4"	***TLS66***	**1.64**	25	***TLS67***	**3.45**	50
	1"	***TLS68***	**1.72**	15	**---**	**---**	---
1"	3/4"	***TLS86***	**1.64**	15	**---**	**---**	---
	1"	***TLS88***	**2.61**	15	**---**	**---**	50

Street Elbows



female NPT x 90° male NPT

Female NPT	Male NPT	*Nylon* Part #	Price/E
1/4"	1/4"	***TSE22***	**$3.70**
1/2"	1/2"	***TSE44***	**3.55**
3/4"	3/4"	***TSE66***	**4.85**

GHT x Male NPT Elbows

- Parts showing package quantities are sold in package quantities only.



male NPT x male GHT

Male NPT	*Nylon* Part #	Price/E	Pkg Qty
3/8"	***TLT73***	**$1.66**	25
1/2"	***TLT74***	**1.60**	25
3/4"	***TLT76***	**1.66**	25

Tuff-Lite

Hose x Hose Elbows

- Parts showing package quantities are sold in package quantities only.

hose barb x 90° hose barb

Hose Shank	*Nylon* Part #	Price/E	Pkg Qty	*Polypropylene* Part #	Price/E	Pkg Qty
1/4"	***TLSS22***	**$1.17**	50	***PPLSS22***	**$1.25**	50
3/8"	***TLSS33***	**1.21**	50	***PPLSS33***	**1.25**	50
1/2"	***TLSS44***	**1.35**	50	***PPLSS44***	**1.25**	50
3/4"	***TLSS66***	**1.42**	50	***PPLSS66***	**1.54**	50


nylon


polypropylene

Hose x Male NPT Tees

- Parts showing package quantities are sold in package quantities only.

hose run x male NPT branch

Hose Size	Male NPT	*Nylon* Part #	Price/E	Pkg Qty
1/4"	1/4"	***TSST222***	**$1.23**	50
3/8"	3/8"	***TSST333***	**1.35**	50
1/2"	1/2"	***TSST444***	**1.52**	50
3/4"	3/4"	***TSST666***	**1.68**	25



Hose x Hose Tees

- Parts showing package quantities are sold in package quantities only.

hose run x hose branch

Hose Size	*Nylon* Part #	Price/E	Pkg Qty
1/4"	***TSSS222***	**$1.17**	50
3/8"	***TSSS333***	**1.21**	50
1/2"	***TSSS444***	**1.35**	50
3/4"	***TSSS666***	**1.42**	25



Menders

- Parts showing package quantities are sold in package quantities only.

hose shank x hose shank

Hose Size	*Nylon* Part #	Price/E	Pkg Qty	*Polypropylene* Part #	Price/E	Pkg Qty
1/4"	***TM2***	**$0.80**	50	***PPM2***	**$0.76**	50
5/16"	***TM25***	**0.82**	50	**---**	**---**	---
3/8"	***TM3***	**0.84**	50	***PPM3***	**0.78**	50
1/2"	***TM4***	**1.10**	50	***PPM4***	**0.91**	50
5/8"	***TM5***	**1.48**	50	***PPM5***	**1.00**	50
3/4"	***TM6***	**1.48**	50	***PPM6***	**1.18**	50
1"	***TM8***	**1.82**	25	***PPM8***	**1.47**	50


nylon


polypropylene

Tuff-Lite

Washers for Garden Hose Fittings


red vinyl


white rubber

- Parts showing package quantities are sold in package quantities only.

Description	Part #	Price/E	Opt Qty
red vinyl	***TVW7***	**$0.10**	100
white styrene	***TRW7***	**0.25**	100
butadiene rubber			

Close Nipples



- Parts showing package quantities are sold in package quantities only.

male NPT x male NPT

NPT Size	*Nylon* Part #	Price/E	Pkg Qty
1/4"	***TCN202***	**$0.72**	50
3/8"	***TCN303***	**0.81**	50
1/2"	***TCN404***	**0.93**	50
3/4"	***TCN606***	**1.10**	50

H
Plastic Fittings

Threaded Caps



- Parts showing package quantities are sold in package quantities only.

female NPT

Thread Size	*Nylon* Part #	Price/E	Pkg Qty
1/4" NPT	***TTC2***	**$0.47**	50
3/8" NPT	***TTC3***	**0.57**	50
1/2" NPT	***TTC4***	**0.71**	50
3/4" NPT	***TTC6***	**0.80**	50
3/4" GHT	***TTC7***	**0.80**	50

Square Head Drain Plugs



- Parts showing package quantities are sold in package quantities only.

male NPT

Male NPT	*Nylon* Part #	Price/E	Pkg Qty
1/8"	***TPS1***	**$0.55**	50
1/4"	***TPS2***	**0.57**	50
3/8"	***TPS3***	**0.68**	50
1/2"	***TPS4***	**0.76**	50
3/4"	***TPS6***	**0.90**	50
1"	***TPS8***	**1.12**	50
1¼"	***TPS10***	**1.67**	25

Hex Head Drain Plugs



- Parts showing package quantities are sold in package quantities only.

male NPT

Male NPT	*Nylon* Part #	Price/E	Pkg Qty
1/8"	***TPX1***	**$0.64**	50
1/4"	***TPX2***	**0.68**	50
3/8"	***TPX3***	**0.71**	50
1/2"	***TPX4***	**0.82**	50
3/4"	***TPX6***	**0.96**	50
1"	***TPX8***	**1.17**	50
1¼"	***TPX10***	**1.55**	50

Tuff-Lite

Push-On Male Inserts

- Parts showing package quantities are sold in package quantities only.
- No clamps are needed when these fittings are used with push-on hose.

push-on hose shank x male NPT

Hose Size	Male NPT	*Nylon* Part #	Price/E	Pkg Qty
1/4"	1/8"	***TPN21***	**$0.70**	50
	1/4"	***TPN22***	**0.72**	50
	3/8"	***TPN23***	**0.78**	50
3/8"	1/4"	***TPN32***	**0.74**	50
	3/8"	***TPN33***	**0.79**	50
	1/2"	***TPN34***	**0.93**	50
1/2"	3/8"	***TPN43***	**1.15**	50
	1/2"	***TPN44***	**1.15**	50
	3/4"	***TPN46***	**1.10**	50



Push-On Female Inserts

- Parts showing package quantities are sold in package quantities only.
- No clamps are needed when these fittings are used with push-on hose.

push-on hose shank x female NPT

Hose Size	Female NPT	*Nylon* Part #	Price/E	Pkg Qty
1/4"	1/4"	***TPF22***	**$1.02**	50
3/8"	1/4"	***TPF32***	**1.26**	50
	3/8"	***TPF33***	**1.26**	50
1/2"	3/8"	***TPF43***	**1.13**	50
	1/2"	***TPF44***	**1.32**	50



Push-On Menders

- Parts showing package quantities are sold in package quantities only.
- No clamps are needed when these fittings are used with push-on hose.

push-on hose shank x push-on hose shank

Hose Size	*Nylon* Part #	Price/E	Pkg Qty
1/4"	***TPM2***	**$0.65**	50
3/8"	***TPM3***	**0.71**	50
1/2"	***TPM4***	**0.87**	50



Pinch-On Single Ear Clamps

- band width: 1/4"
- band thickness: .030"
- sold in bag quantities only



Nominal Size	Range		*Zinc Plated Steel*		*304 Stainless Steel*		Pkg Qty
	closed	open	Part #	Price/E	Part #	Price/E	
3/8"	.350	.413	***105***	**$0.48**	***105R***	**$0.53**	100
7/16"	.382	.445	***113***	**0.48**	***113R***	**0.54**	100
15/32"	.409	.484	***123***	**0.48**	***123R***	**0.55**	100
1/2"	.449	.524	***133***	**0.48**	***133R***	**0.55**	100
35/64"	.469	.551	***140***	**0.48**	***140R***	**0.56**	100
9/16"	.496	.571	***145***	**0.48**	***145R***	**0.57**	100
5/8"	.543	.618	***157***	**0.48**	***157R***	**0.58**	100
11/16"	.595	.669	***170***	**0.48**	***170R***	**0.59**	100
23/32"	.618	.728	***185***	**0.48**	***185R***	**0.60**	100
3/4"	.669	.780	***198***	**0.49**	***198R***	**0.62**	100
13/16"	.717	.827	***210***	**0.50**	***210R***	**0.65**	100
7/8"	.780	.890	***226***	**0.51**	***226R***	**0.66**	100
15/16"	.839	.949	***241***	**0.51**	***241R***	**0.67**	100
1"	.898	1.008	***256***	**0.52**	***256R***	**0.69**	100
1-1/16"	.945	1.067	***271***	**0.53**	***271R***	**0.71**	100
1-1/8"	1.004	1.126	***286***	**0.55**	***286R***	**0.72**	100
1-3/16"	1.063	1.185	***301***	**0.56**	***301R***	**0.74**	100
1-5/16"	1.181	1.303	***331***	**0.58**	***331R***	**0.77**	100
1-3/8"	1.240	1.362	***346***	**0.60**	***346R***	**0.79**	100
1-15/32"	1.358	1.480	***376***	**0.63**	***376R***	**0.82**	100
1-9/16"	1.437	1.559	***396***	**0.67**	***396R***	**0.86**	100
1-5/8"	1.492	1.614	***410***	**0.68**	***410R***	**0.87**	100
1-11/16"	1.551	1.673	***425***	**0.70**	***425R***	**0.89**	100
1-23/32"	1.610	1.732	***440***	**0.71**	***440R***	**0.91**	100
1-3/4"	1.669	1.791	***455***	**0.72**	***455R***	**0.92**	100
1-13/16"	1.728	1.850	***470***	**0.75**	***470R***	**0.94**	100
1-7/8"	1.787	1.909	***485***	**0.77**	***485R***	**0.96**	100
1-15/16"	1.847	1.969	***500***	**0.79**	***500R***	**0.97**	100
2"	1.906	2.028	***515***	**0.80**	***515R***	**0.99**	100

Pinch-On Double Ear Clamps

- When ordering double ear clamps, select nominal clamp size nearest to, but always larger than, the OD of material to be clamped after insert has been fitted.



Nominal Size	Range		*Zinc Plated Steel*		*304 Stainless Steel*		Pkg Qty
	closed	open	Part #	Price/E	Part #	Price/E	
3/16"	.134	.197	***0305***	**$0.81**	***0305R***	**$1.05**	100
1/4"	.197	.276	***0507***	**0.85**	***0507R***	**1.10**	100
5/16"	.276	.354	***0709***	**0.85**	***0709R***	**1.15**	100
3/8"	.319	.433	***0811***	**0.86**	***0811R***	**1.16**	100
1/2"	.425	.512	***1113***	**0.87**	***1113R***	**1.24**	100
9/16"	.492	.591	***1315***	**1.04**	***1315R***	**1.43**	100
19/32"	.551	.669	***1517***	**1.05**	***1517R***	**1.58**	100
5/8"	.591	.709	***1518***	**1.05**	***1518R***	**1.68**	100
3/4"	.638	.787	***1720***	**1.14**	***1720R***	**1.88**	100
13/16"	.709	.866	***1922***	**2.07**	***1922R***	**1.93**	100
7/8"	.748	.906	***2023***	**1.30**	***2023R***	**2.08**	100
15/16"	.827	.984	***2225***	**2.42**	***2225R***	**2.17**	100
1"	.886	1.063	***2327***	**1.55**	***2327R***	**2.32**	100
1-1/8"	1.035	1.221	***2731***	**1.70**	***2731R***	**2.62**	100
1-7/16"	1.260	1.457	***3437***	**1.89**	***3437R***	**3.06**	100
1-1/2"	1.378	1.575	***3740***	**3.29**	***3740R***	**3.20**	100

Stepless® Ear Clamps

Technical Information:

Stepless® ear clamps hold against pressure and vibration or material shrinkage due to temperature changes or aging. A built-in spring action permits the clamp to breathe without loosening. When installing Stepless® ear type clamps over an object, please note that each ear must be crimped closed to obtain a proper seal.

- once installed and clamped, any tampering is easily visible
- *Clamps are not reusable*; they should not be pried open, doing so renders the clamps nonfunctional. SAFETY ALERT
- When ordering Stepless® ear clamps, select the nominal size nearest to, but always larger than, the outside diameter of the material to be clamped. The outside diameter should be determined with connection fully assembled.
- sold in quantities of 100 per bag

Features:

- 304 stainless steel
- ensured clamping seal
- for low durometer and/or thin-walled hose/tubing
- for silicon, vinyl, polyurethane or other high-tech materials
- Smooth inner band prevents damage to the hose while the tongue-in-groove design provides a 360° seal.
- no steps or gaps inside the clamp
- Install clamps using 1098 or 1099 clamp tools below.

Nominal Size	Range (inches) closed	Range (inches) open	*304 Stainless Steel* Part #	Price/E
9/32"	.228	.275	***0983***	**$0.99**
3/8"	.307	.374	***0986***	**0.99**
7/16"	.378	.445	***0989***	**0.99**
1/2"	.425	.524	***0993***	**0.99**
35/64"	.453	.551	***0997***	**1.00**
9/16"	.472	.571	***0999***	**1.01**
5/8"	.520	.618	***1005***	**1.02**
11/16"	.571	.669	***1009***	**1.03**
3/4"	.654	.779	***1021***	**1.18**
13/16"	.701	.827	***1029***	**1.21**



Clamp Service Kit

Plastic kit box contains zinc plated 2-ear clamps:

- 15 of part #0709
- 15 of part #0811
- 15 of part #1113
- 15 of part #1315
- 15 of part #1518
- 12 of part #1720
- 12 of part #2023
- 12 of part #2225
- 12 of part #2327
- 1 pair of standard jaw pincers, part # 1098

Part #	Price/E
SK1098	**$184.70**



Clamp Construction Kit

Plastic construction clamp kit box contains the following:

- 50 of part #2225 (zinc plated, 2-ear clamps)
- 40 of part #2731 (zinc plated, 2-ear clamps)
- 6 hose menders (½", plastic)
- 1 pair of long handle pincers

Part #	Price/E
18500116	**$351.00**



Oetiker® Clamp Tools for Pinch-On Clamps



straight jaw

Part #	Price/E
9901	**$104.95**



standard jaw

Part #	Price/E
1098	**$61.10**



side jaw

Part #	Price/E
1099	**$74.55**

Dixon Worm Gear Clamps

- four-piece construction
- clamp meets SAEJ1508 which supercedes Mil Spec WW-C-440B
- screw design: 5/16" slotted hex head
- maximum recommended torque 50 in. lbs.
- *all clamps sold 10 per box*

Style HS material:
- band and housing: SAE 201/301 series stainless
- screw: SAE 1018 case-hardened, hex-free chrome zinc-plated steel

Style HSS material:
- band and housing: SAE 300 series stainless
- screw: SAE 300 series stainless



style HS



style HSS

Band Width	Hose OD from	Hose OD to	*style HS* Part #	Price/E	Case Qty	*style HSS* Part #	Price/E	Case Qty
1/2"	28/64"	50/64"	***HS6***	**$1.45**	200	***HSS6***	**$1.95**	200
	32/64"	58/64"	***HS8***	**1.45**	200	***HSS8***	**1.95**	200
	36/64"	1-4/64"	***HS10***	**1.45**	500	***HSS10***	**1.95**	500
	44/64"	1-16/64"	***HS12***	**1.50**	500	***HSS12***	**1.95**	500
	52/64"	1-32/64"	***HS16***	**1.50**	500	***HSS16***	**1.95**	500
	52/64"	1-48/64"	***HS20***	**1.50**	500	***HSS20***	**2.00**	500
	1-4/64"	2"	***HS24***	**1.50**	500	***HSS24***	**2.00**	500
	1-20/64"	2-16/64"	***HS28***	**1.55**	500	***HSS28***	**2.00**	500
	1-36/64"	2-32/64"	***HS32***	**1.55**	500	***HSS32***	**2.00**	500
	1-52/64"	2-48/64"	***HS36***	**1.60**	500	***HSS36***	**2.10**	500
	2-4/64"	3"	***HS40***	**1.95**	200	***HSS40***	**2.35**	200
	2-20/64"	3-16/64"	***HS44***	**2.15**	200	***HSS44***	**2.70**	200
	2-36/64"	3-32/64"	***HS48***	**2.15**	200	***HSS48***	**2.70**	200
	2-52/64"	3-48/64"	***HS52***	**2.30**	200	***HSS52***	**2.85**	200
	3-4/64"	4"	***HS56***	**2.30**	200	***HSS56***	**2.85**	200
	3-20/64"	4-16/64"	***HS60***	**2.40**	200	***HSS60***	**2.90**	200
9/16"	3-36/64"	4-32/64"	***HS64***	**2.40**	200	***HSS64***	**2.90**	200
	1-56/64"	5"	***HS72***	**2.60**	100	***HSS72***	**3.20**	100
	2-32/64"	5-32/64"	***HS80***	**3.00**	100	***HSS80***	**3.30**	100
	3-8/64"	6"	***HS88***	**3.10**	100	***HSS88***	**3.65**	100
	3-40/64"	6-32/64"	***HS96***	**3.15**	100	***HSS96***	**3.75**	100
	4-8/64"	7"	***HS104***	**3.20**	100	***HSS104***	**3.25**	100
	5-40/64"	8-32/64"	***HS128***	**4.75**	100	***HSS128***	**5.10**	100
	7-8/64"	10"	***HS152***	**5.10**	100	***HSS152***	**5.65**	100
	9-24/64"	12-16/64"	***HS188***	**5.60**	100	***HSS188***	**6.15**	100
	10-8/64"	13"	***HS200***	**5.65**	100	***HSS200***	**6.40**	100
	10-56/64"	13-48/64"	***HS212***	**5.70**	100	***HSS212***	**6.80**	100
	11-40/64"	14-32/64"	***HS224***	**6.35**	100	***HSS224***	**7.20**	100
	12-24/64"	15-16/64"	***HS236***	**6.90**	100	***HSS236***	**7.95**	100
	13-8/64"	16"	***HS248***	**7.20**	100	***HSS248***	**8.90**	100
	17-8/64"	20"	***HS312***	**8.80**	100	***HSS312***	**10.10**	100

Miniature Worm Gear Clamps

- screw design: 1/4" slotted hex head
- maximum recommended torque 15 in. lbs.
- *all clamps sold 10 per box*
- meets SAE J1508

Style MH material:
- band and housing: SAE 201/301 series stainless
- screw: SAE 1018 case-hardened, hex-free chrome zinc-plated steel

Style MAH material:
- band and housing: SAE 300 series stainless
- screw: SAE 300 series stainless



style MH



style MAH

Band Width	Hose OD from	Hose OD to	*style MH* Part #	Price/E	Case Qty	*style MAH* Part #	Price/E	Case Qty
5/16"	14/64"	40/64"	***MH4***	**$1.10**	500	***MAH4***	**$1.40**	500
	28/64"	50/64"	***MH6***	**1.10**	500	***MAH6***	**1.40**	500
	32/64"	58/64"	***MH8***	**1.30**	200	***MAH8***	**1.60**	200
	36/64"	1-4/64"	***MH10***	**1.30**	200	***MAH10***	**1.60**	200
	44/64"	1-16/64"	***MH12***	**1.35**	200	***MAH12***	**1.70**	200
	60/64"	1-32/64"	***MH16***	**1.35**	200	***MAH16***	**1.70**	200
	1-12/64"	1-48/64"	***MH20***	**1.40**	200	***MAH20***	**1.70**	200

SAFETY ALERT

Torque ratings correspond to the torque rating of the screw of the clamp and *are not an indication of the working pressure of any hose assembly installed with this clamp.*

Quick Release Clamps

- maximum recommended torque 30 in. lbs.
- screw design: 5/16" slotted hex head
- Parts showing package quantities are sold in package quantities only.

Style LS material:
- band and housing: 301 series stainless
- screw: plated hardened carbon steel

Style LSS material:
- band and housing: 301 series stainless
- screw: SAE 410 series stainless

Band Width	Hose OD from	Hose OD to	style LS Part #	style LS Price/E	Pkg Qty	style LSS Part #	style LSS Price/E	Pkg Qty
1/2"	1-32/64"	3-32/64"	***LS48***	**$2.75**	10	***LSS48***	**$4.35**	10
	1"	4"	***LS56***	**2.90**	10	**---**	**---**	--
	2"	5"	***LS72***	**3.40**	10	***LSS72***	**4.30**	10
	2-4/64"	6"	***LS88***	**3.95**	10	***LSS88***	**5.30**	10
	3-32/64"	6-36/64"	***LS96***	**3.90**	--	**---**	**---**	--
	1-48/64"	7"	***LS104***	**4.90**	10	***LSS104***	**6.00**	10
	1-48/64"	8-36/64"	***LS128***	**4.65**	--	***LSS128***	**5.90**	--
	2"	10"	***LS152***	**7.15**	--	**---**	**--**	--
	2-4/64"	12-20/64"	***LS188***	**5.80**	--	***LSS188***	**6.95**	--
	10-12/64"	14"	**---**	**---**	--	***LSS216***	**7.55**	--
	10-48/64"	16"	**---**	**---**	--	***LSS248***	**8.55**	--



style LS



style LSS

Torque ratings correspond to the torque rating of the screw of the clamp and *are not an indication of the working pressure of any hose assembly installed with this clamp.* SAFETY ALERT

Aero-Seal® Liner Clamps

New for 2012

- The integral extension of the band as a liner (no rivets or welds) protects soft surface hose (silicone and others) from damage caused by extrusion or shearing through the band slots.
- screw design: 5/16 hex slotted hex head

Style DL material:
- band, saddle, housing: stainless steel
- screw: plated carbon steel

Style DLS material:
- band, saddle, housing: stainless steel
- screw: 410 stainless steel

Band Width	Hose OD from	Hose OD to	style DL Part #	style DL Price/E	style DLS Part #	style DLS Price/E	Pkg Qty
1/2"	7/16"	25/32"	***DL9206***	**$2.95**	***DLS9406***	**$3.55**	10
	1/2"	29/32"	***DL9208***	**2.95**	***DLS9408***	**3.55**	10
	9/16"	1-1/16"	***DL9210***	**2.95**	***DLS9410***	**3.55**	10
	11/16"	1-1/4"	***DL9212***	**3.00**	***DLS9412***	**3.65**	10
	13/16"	1-1/2"	***DL9216***	**3.00**	***DLS9416***	**3.65**	10
	13/16"	1-3/4"	***DL9220***	**3.05**	***DLS9420***	**3.65**	10
	1-1/16"	2"	***DL9224***	**3.05**	***DLS9424***	**3.65**	10
	1-5/16"	2-1/4"	***DL9228***	**3.10**	***DLS9428***	**3.70**	10
	1-9/16"	2-1/2"	***DL9232***	**3.10**	***DLS9432***	**3.70**	10
	1-13/16"	2-3/4"	***DL9236***	**3.20**	***DLS9436***	**3.85**	10
	2-1/16"	3"	***DL9240***	**3.90**	***DLS9440***	**4.65**	10
	2-5/16"	3-1/4"	***DL9244***	**4.20**	***DLS9444***	**4.85**	10
	2-9/16"	3-1/2"	***DL9248***	**4.20**	***DLS9448***	**5.00**	10



style DLS

Thumb Screw Clamps

- worm gear style clamp, no tools required
- screw cap removable to make clamp tamper resistant
- plated carbon steel screw with a yellow thermoplastic screw cap, removable and reusable
- band and housing are stainless steel

Band Width	Hose OD from	Hose OD to	Stainless Steel Part #	Stainless Steel Price/E	Pkg Qty
5/16"	1/4"	5/8"	***MH4Y***	**$6.10**	10
5/16"	5/16"	7/8"	***MH6Y***	**6.10**	10
1/2"	1/2"	1-1/4"	***HS12Y***	**7.10**	10
1/2"	3/4"	1-3/4"	***HS20Y***	**7.60**	10
1/2"	1-1/4"	2-1/4"	***HS28Y***	**8.05**	10



Aero-Seal® Clamps

- four-piece construction
- band slots designed for strength and smooth action
- saddle interlocks into embossed band to form a true concentric circle
- slotted hex head screw design
- heat treated screws have buttress thread type
- safety collar or thumb screw available
- maximum recommended torque 50 in. lbs.
- sold only in boxes of 10

Style 100 material:
- band and housing: 300 series stainless
- screw: plated carbon steel

Style 200 material:
- band and housing: 300 series stainless
- screw: 410 series stainless

Style 300 material:
- band and housing: 302 series stainless
- screw: high corrosion resistant 305 stainless



style 100

Band Width	Hose OD from	Hose OD to	style 100 Part #	style 100 Price/E	style 200 Part #	style 200 Price/E	style 300 Part #	style 300 Price/E	Pkg Qty
	28/64"	50/64"	***10006***	**$1.85**	***20006***	**$2.30**	***30006***	**$2.65**	10
	32/64"	58/64"	***10008***	**1.85**	***20008***	**2.30**	***30008***	**2.65**	10
	36/64"	1-4/64"	***10010***	**1.85**	***20010***	**2.30**	***30010***	**2.65**	10
	44/64"	1-16/64"	***10012***	**1.95**	***20012***	**2.35**	***30012***	**2.70**	10
	52/64"	1-32/64"	***10016***	**1.95**	***20016***	**2.35**	***30016***	**2.70**	10
	52/64"	1-48/64"	***10020***	**1.95**	***20020***	**2.40**	***30020***	**2.75**	10
	1-4/64"	2"	***10024***	**1.95**	***20024***	**2.40**	***30024***	**2.75**	10
9/16"	1-20/64"	2-16/64"	***10028***	**2.00**	***20028***	**2.45**	***30028***	**2.80**	10
	1-36/64"	2- 32/64"	***10032***	**2.00**	***20032***	**2.45**	***30032***	**2.80**	10
	1-52/64"	2-48/64"	***10036***	**2.05**	***20036***	**2.50**	***30036***	**2.85**	10
	2-4/64"	3"	***10040***	**2.50**	***20040***	**3.10**	***30040***	**3.50**	10
	2-20/64"	3-16/64"	***10044***	**2.70**	***20044***	**3.40**	***30044***	**3.80**	10
	2-36/64"	3-32/64"	***10048***	**2.70**	***20048***	**3.35**	***30048***	**3.80**	10
	2-52/64"	3-48/64"	***10052***	**2.90**	***20052***	**3.60**	***30052***	**4.05**	10
	3-4/64"	4"	***10056***	**2.90**	***20056***	**3.60**	***30056***	**4.05**	10
	3-20/64"	4-16/64"	***10060***	**3.10**	***20060***	**3.90**	***30060***	**4.35**	10

SAFETY ALERT

Torque ratings correspond to the torque rating of the screw of the clamp and *are not an indication of the working pressure of any hose assembly installed with this clamp.*

HTM Hi Torque Clamps

- withstands more than three times the SAE torque requirements for worm-driven clamps
- eight screw threads are engaged in the band simultaneously for incredible torquing drive (over 150 in. lbs.), sealing pressure and vibration resistance
- slotted hex head screw design

Material:
- band and housing: 300 series half hard stainless
- screw: 410 stainless steel screw



style HTM

Band Width	Hose OD from	Hose OD to	Stainless Steel Part #	Stainless Steel Price/E	Opt Qty
	1-16/64"	2-8/64"	***HTM200***	**$4.75**	10
	1-48/64"	2-40/64"	***HTM250***	**4.85**	10
	2-16/64"	3-8/64"	***HTM300***	**5.00**	10
	2-48/64"	3-40/64"	***HTM350***	**5.10**	10
	3-16/64"	4-8/64"	***HTM400***	**5.25**	10
	3-48/64"	4-40/64"	***HTM450***	**5.40**	10
	4-16/64"	5-8/64"	***HTM500***	**5.60**	10
5/8"	4-48/64"	5-40/64"	***HTM550***	**5.95**	10
	5-16/64"	6-8/64"	***HTM600***	**6.10**	10
	5-48/64"	6-40/64"	***HTM650***	**6.20**	10
	6-16/64"	7-8/64"	***HTM700***	**6.40**	10
	6-48/64"	7-40/64"	***HTM750***	**6.90**	10
	7-16/64"	8-8/64"	***HTM800***	**7.05**	10
	7-48/64"	8-40/64"	***HTM850***	**7.20**	10
	8-16/64"	9-8/64"	***HTM900***	**7.40**	10

extended range clamps

Band Width	Hose OD from	Hose OD to	Stainless Steel Part #	Stainless Steel Price/E
	1-16/64"	2-40/64"	***HP2***	**$4.80**
5/8"	2-8/64"	4-8/64"	***HP3***	**5.30**
	4"	6-8/64"	***HP4***	**6.15**
	6-8/64"	9-8/64"	***HP5***	**7.40**

Constant Torque Clamps

A patented Belleville spring mechanism permits the Constant-Torque clamp to automatically increase or decrease its own diameter due to changes in operational or environmental temperatures.

- 3/8" hex, carbon steel screw, 5/8" wide 304 stainless steel band



Band Width	Hose OD from	Hose OD to	Part #	Price/E	Hose OD from	Hose OD to	Part #	Price/E
5/8"	1"	1-3/4"	***CT175L***	**$18.25**	5¼"	6-1/8"	***CT600L***	**$20.50**
	1¼"	2-1/8"	***CT200L***	**18.25**	5¾"	6-5/8"	***CT650L***	**20.60**
	1¾"	2-5/8"	***CT250L***	**18.35**	6¼"	7-1/8"	***CT700L***	**21.00**
	2¼"	3-1/8"	***CT300L***	**18.70**	6¾"	7-5/8"	***CT750L***	**21.80**
	2¾"	3-5/8"	***CT350L***	**18.85**	7¼"	8-1/8"	***CT800L***	**22.10**
	3¼"	4-1/8"	***CT400L***	**19.10**	7¾"	8-5/8"	***CT850L***	**22.50**
	3¾"	4-5/8"	***CT450L***	**19.30**	8¼"	9-1/8"	***CT900L***	**22.75**
	4¼"	5-1/8"	***CT500L***	**19.65**	8¾"	9-5/8"	***CT950L***	**23.00**
	4¾"	5-5/8"	***CT550L***	**20.25**				

Make-A-Clamp Kits

This is a maintenance clamp system in a box. By simply cutting off a piece of banding from a continuous roll, you can make any size stainless steel worm-driven clamp from 3" diameter and up. It is a must for anyone likely to encounter requirements for varying sized large clamps.

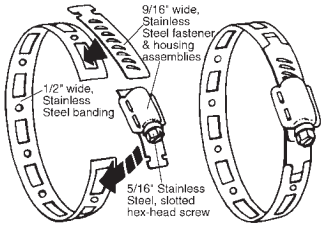

- reusable
- band width: 1/2"
- band thickness: .023"
- screw design: 5/16" slotted hex head
- band and housing material: 302 stainless, screw material: 410 stainless

Contents	*Stainless Steel* Part #	Price/E
mini kit: 8½' band, 3 adjustable fasteners, 1 band splice	***4000***	**$25.75**
kit with 100' band, 25 adjustable fasteners, 10 band splices	***4001***	**201.00**
kit with 50' band, 10 adjustable fasteners, 5 band splices	***4002***	**105.10**
box with 10 adjustable fasteners : priced per box	***4004***	**42.25**
box with 100' band, 10 band splices	***4005***	**102.00**
box with 50' band, 5 band splices	***4006***	**54.60**
6" demonstrator kit with clamps	***4007***	**16.50**
box with 10 band splices : priced per box	***4008***	**24.25**



Dixon Racks for Worm Gear Clamps

- top load metal rack made of nickel plated steel rods with enameled steel sign
- sign identifies each clamp size and diameter range
- rack with clamps contains 9 clamp sizes with diameter ranges from 7/32" - 2-3/4"

Clamps included are:

- 30 of part# MH4
- 30 of part# MH6
- 20 of part# HS10
- 20 of part# HS12
- 20 of part# HS20
- 20 of part# HS24
- 20 of part# HS28
- 20 of part# HS32
- 20 of part# HS36



CRWC



CR

Description	Part #	Price/E
with 200 clamps	***CRWC***	**$350.20**
without clamps	***CR***	**89.65**

Band Clamps - F series

Center Punch Clamps

- for use with center punch tools F1, F38, F40 and F100 located on page 351, other manufacturer's punch style tools may also be used
- on stainless clamps, bands are 300 series stainless steel, buckles are 302 series stainless steel



style F

style F (pre-formed)

Band Width	ID	Band THK	*Stainless Steel* Part #	Price/E	Pkg Qty	Band THK	*Galvanized Steel* Part #	Price/E	Pkg Qty
3/8"	13/16"	.020	***FS3***	**$1.55**	100	.025	***F3***	**$0.95**	100
	1-3/8"	.020	***FS311***	**1.75**	100	.025	***F311***	**1.00**	100
5/8"	1"	.022	***FS4***	**2.05**	100	.025	***F4***	**1.05**	100
	1-1/4"	.022	***FS5***	**2.20**	100	.025	***F5***	**1.10**	100
	1-1/2"	.022	***FS6***	**2.35**	100	.031	***F6***	**1.20**	100
	1-3/4"	.022	***FS7***	**2.55**	100	.031	***F7***	**1.30**	100
	2"	.022	***FS8***	**2.70**	100	.031	***F8***	**1.35**	100
	2-1/4"	.022	***FS9***	**2.85**	100	.031	***F9***	**1.40**	100
	2-1/2"	.022	***FS10***	**3.10**	50	.031	***F10***	**1.65**	50
	2-3/4"	.022	***FS11***	**3.25**	50	.031	***F11***	**1.70**	50
	3"	.022	***FS12***	**3.45**	50	.031	***F12***	**1.80**	50
	3-1/2"	.022	***FS14***	**3.80**	50	.031	***F14***	**1.95**	50
	4"	.022	***FS16***	**4.25**	25	.031	***F16***	**2.20**	25
	4-1/2"	.022	***FS18***	**4.60**	25	.031	***F18***	**2.40**	25
	5"	.022	***FS20***	**4.95**	25	.031	***F20***	**2.45**	25
	6"	.022	***FS24***	**5.65**	25	.031	***F24***	**2.90**	25
	7"	.022	***FS28***	**6.40**	25	.031	***F28***	**3.40**	25
	8"	.022	***FS32***	**7.10**	25	.031	***F32***	**3.70**	25



style FO

style FO (open end)

Band Width	ID	Band THK	*Stainless Steel* Part #	Price/E	Pkg Qty	Band THK	*Galvanized Steel* Part #	Price/E	Pkg Qty
3/8"	13/16"	.020	***FOS3***	**$3.70**	100	.025	***FO3***	**$3.30**	100
	1-3/8"	.020	***FOS311***	**3.90**	100	.025	***FO311***	**3.40**	100
	2"	.020	***FOS316***	**4.10**	100	.025	***FO316***	**3.45**	100
	3-1/8"	.020	***FOS325***	**4.40**	100	.025	***FO325***	**3.60**	100
5/8"	2"	.022	***FOS8***	**3.85**	100	.025	***FO8***	**2.20**	100
	2-1/2"	.022	***FOS10***	**4.25**	50	.025	***FO10***	**2.30**	50
	3"	.022	***FOS12***	**4.65**	50	.031	***FO12***	**2.45**	50
	3-1/2"	.022	***FOS14***	**5.05**	50	.031	***FO14***	**2.60**	50
	4"	.022	***FOS16***	**5.40**	50	.031	***FO16***	**2.70**	50
	4-1/2"	.022	***FOS18***	**5.75**	50	.031	***FO18***	**2.90**	50
	5"	.022	***FOS20***	**6.20**	25	.031	***FO20***	**3.10**	25
	6"	.022	***FOS24***	**6.95**	25	.031	***FO24***	**3.30**	25
	7"	.022	***FOS28***	**8.10**	25	.031	***FO28***	**3.50**	25
	8"	.022	***FOS32***	**9.10**	25	.031	***FO32***	**3.80**	25
	9"	.022	**---**	**---**	25	.031	***FO36***	**4.35**	25
	10"	.022	**---**	**---**	25	.031	***FO40***	**4.60**	25
	12"	.022	**---**	**---**	25	.031	***FO48***	**5.55**	25
	14"	.022	**---**	**---**	10	.031	***FO56***	**6.75**	10

Band Clamps - K series

The Universal Preformed Clamp

- can be center punched or rolled over, for use with the center punch or roll over tools located on page 351
- on stainless clamps, bands are 300 series stainless steel, buckles are 302 series stainless steel
- Fast-Lok™ tools: F1, F40, F100 (page 351)
- Super Strap Tools: 51960 screw action with 51970 adapter (page 352)
- Bandit®: S100 air tool with S180 Jr. head, C-001 hand tool with J001 Jr. adapter, S350 air tool with S260 Jr. head, T-240 for 3/8" only or T-250 for 3/8" and 5/8", S-38 for 3/8" and 5/8", J-102 Pok-It™ for 3/8" only.
- Punch-Lok® tools: P-1000 for 3/8" and 5/8", P-3000 for 3/8" only, P-38 for 3/8" and 5/8"
- sold in package quantities only

style K (pre-formed)

Band Width	ID	Band THK	*Stainless Steel* Part #	Price/E	Pkg Qty	Band THK	*Galvanized Steel* Part #	Price/E	Pkg Qty
3/8"	13/16"	.025	***KS3***	**$1.55**	100	.025	***K3***	**$1.00**	100
	1-3/8"	.025	***KS311***	**1.75**	100	.025	***K311***	**1.05**	100
5/8"	1"	.031	***KS4***	**2.65**	100	.030	***K4***	**1.40**	100
	1-1/4"	.031	***KS5***	**2.70**	100	.030	***K5***	**1.45**	100
	1-1/2"	.031	***KS6***	**2.90**	100	.030	***K6***	**1.55**	100
	1-3/4"	.031	***KS7***	**3.10**	100	.030	***K7***	**1.60**	100
	2"	.031	***KS8***	**3.30**	100	.030	***K8***	**1.65**	100
	2-1/4"	.031	***KS9***	**3.55**	100	.030	***K9***	**1.70**	100
	2-1/2"	.031	***KS10***	**3.80**	50	.030	***K10***	**1.75**	50
	2-3/4"	.031	***KS11***	**4.15**	50	.030	***K11***	**1.95**	50
	3"	.031	***KS12***	**4.35**	50	.030	***K12***	**2.00**	50
	3-1/2"	.031	***KS14***	**4.80**	50	.030	***K14***	**2.15**	50
	4"	.031	***KS16***	**5.35**	25	.030	***K16***	**2.40**	25
	4-1/2"	.031	***KS18***	**5.75**	25	.030	***K18***	**2.50**	25
	5"	.031	***KS20***	**6.20**	25	.030	***K20***	**2.70**	25
	6"	.031	***KS24***	**7.05**	25	.030	***K24***	**3.10**	25
	7"	.031	***KS28***	**8.05**	25	.030	***K28***	**3.60**	25
	8"	.031	***KS32***	**8.95**	25	.030	***K32***	**3.80**	25



- 3/4" width K Clamp must be applied with F175 hand tool located on page 351

¾" width style K (pre-formed)

Band Width	ID	Band THK	*Stainless Steel* Part #	Price/E	Pkg Qty
3/4"	2"	.030	***KS87501***	**$4.60**	100
	2-1/4"	.030	***KS97501***	**4.65**	100
	2-1/2"	.030	***KS107501***	**4.85**	50
	2-3/4"	.030	***KS117501***	**5.05**	50
	3"	.030	***KS127501***	**5.30**	50
	3-1/2"	.030	***KS147501***	**5.80**	50
	4"	.030	***KS167501***	**6.40**	25
	4-1/2"	.030	***KS187501***	**7.05**	25
	5"	.030	***KS207501***	**7.50**	25
	6"	.030	***KS247501***	**8.70**	25
	7"	.030	***KS287501***	**10.00**	25
	8"	.030	***KS327501***	**11.00**	25

Dixon Smooth ID Clamps



As industrial hose made of stiffer, thinner thermoplastics replaces soft, spongy thick-walled rubber, a new generation of hose clamps has been developed to prevent leak problems. The smooth ID clamp is manufactured in a wide variety of widths, sizes and materials that provide a uniform, gap-free inside diameter, and strong holding power. For use with roll over type clamp tools and most common band clamp tools such as the 51960 and 51970 band tools on page 352.

Band Width	ID	Band THK	*201 Stainless Steel* Part #	Price/E	Pkg Qty	*Galvanized Steel* Part #	Price/E	Pkg Qty
3/8"	13/16"	.025	***JS201***	**$2.45**	100	***JS301***	**$1.20**	100
	1"	.025	***JS243***	**2.80**	100	***JS343***	**1.15**	100
	1-3/8"	.025	***JS202***	**2.70**	100	***JS302***	**1.25**	100
	2"	.025	***JS245***	**3.10**	100	**---**	**---**	---
1/2"	1"	.030	***JS203***	**3.40**	100	***JS303***	**1.45**	100
	1-1/4"	.030	***JS204***	**3.70**	100	***JS304***	**1.55**	100
	2-3/4"	.030	***JS230***	**5.60**	100	***JS330*** [1]	**2.30**	100
5/8"	1-1/2"	.030	***JS205***	**4.50**	100	***JS305***	**1.70**	100
	1-3/4"	.030	***JS206***	**4.95**	100	***JS306***	**1.90**	100
	2"	.030	***JS207***	**5.45**	100	***JS307***	**2.15**	100
	2-1/4"	.030	***JS208***	**5.75**	100	***JS308***	**2.20**	100
	2-1/2"	.030	***JS209***	**6.15**	100	***JS309***	**2.35**	100
3/4"	2-3/4"	.030	***JS210***	**7.30**	50	***JS310***	**2.85**	50
	3"	.030	***JS211***	**7.95**	50	***JS311***	**3.00**	50
	3-1/2"	.030	***JS212***	**8.45**	50	***JS312***	**3.20**	50
	4"	.030	***JS213***	**9.65**	25	***JS313***	**3.70**	25
	4-1/2"	.030	***JS214***	**10.40**	25	***JS314***	**3.90**	25
	5"	.030	***JS215***	**11.20**	25	***JS315***	**4.30**	25
	6"	.030	***JS216***	**12.90**	25	***JS316*** [1]	**4.95**	25
	7"	.030	***JS218***	**15.50**	25	**---**		---

[1] stock quantities only

Dixon Smooth ID Center Punch Clamps

Center punch clamps are double wrapped and locked with the conical punch of the F100 tool (page 351). Recommended for use in applications where conditions are highly corrosive.

- unique dimple design offers excellent sealing strength while maintaining radial compression
- heavy buckle provides optimal holding power
- ideal for thin wall hose
- low profile clamp
- clamp can be applied with the F100 hand tool located on page 351
- band width: 5/8"
- band thickness: .025"



Band Width	ID	Band THK	*201 Stainless Steel* Part #	Price/E	Pkg Qty
5/8"	1"	.025	***HBC4S***	**$2.20**	100
	1¼"	.025	***HBC5S***	**2.40**	100
	1½"	.025	***HBC6S***	**2.50**	100
	1¾"	.025	***HBC7S***	**2.70**	100
	2"	.025	***HBC8S***	**2.90**	100
	2¼"	.025	***HBC9S***	**3.05**	100
	2½"	.025	***HBC10S***	**3.30**	50
	2¾"	.025	***HBC11S***	**3.45**	50
	3"	.025	***HBC12S***	**3.60**	50
	3½"	.025	***HBC14S***	**4.00**	50
	4"	.025	***HBC16S***	**4.55**	25
	4½"	.025	***HBC18S***	**4.80**	25
	5"	.025	***HBC20S***	**5.15**	25
	6"	.025	***HBC24S***	**5.90**	25
	7"	.025	***HBC28S***	**6.65**	25
	8"	.025	***HBC32S***	**7.40**	25

Band Clamp Hand Tools

Description	Part #	Price/E
Portable locking hand tool used to apply punch type 3/8" and 5/8" band clamps. For use with F series only.	***F38***	**$85.00**



Description	Part #	Price/E
Intermediate hand tool for 3/8" and 5/8" band clamps.	***F40***	**$148.00**



Description	Part #	Price/E
Hand tool for application of 5/8" band clamps. Imported tool.	***F1***	**$205.60**



Description	Part #	Price/E
Hand tool for application of 3/8" and 5/8" band clamps.	***F100***	**$346.50**



Description	Part #	Price/E
Hand tool for application of 3/4" K clamps only.	***F175***	**$869.00**



Description	Part #	Price/E
3/8" clamp adapter for F100 tool only.	***F229***	**$20.75**



Band Clamp Tool Accessories

Description	Part #	Price/E
Mallet for punching band clamps	***F225***	**$70.50**



Description	Part #	Price/E
Clamp cutter	***F550***	**$136.50**



Band and Buckle

- to be used with C2 or 51960 band clamp tools on bottom of page
- sold in box quantities only



strapping



buckles

strapping

Band Width	Band Thickness	Length	*201 Stainless Steel* Part #	Price/bx	*Galvanized Steel* Part #	Price/bx
3/8"	.025	100'	***SS375***	**$99.00**	***SG375***	**$50.15**
1/2"	.031	100'	***SS500***	**136.70**	***SG500***	**63.00**
5/8"	.031	100'	***SS625***	**185.40**	***SG625***	**76.00**
3/4"	.031	100'	***SS750***	**223.10**	***SG750***	**90.00**

buckles

Buckle Width	*201 Stainless Steel* Part #	Price/E	Pkg Qty	*Galvanized Steel* Part #	Price/E	Pkg Qty
3/8"	***CS375***	**$0.70**	100	***CG375***	**$0.32**	100
1/2"	***CS500***	**0.95**	100	***CG500***	**0.48**	100
5/8"	***CS625***	**1.30**	100	***CG625***	**0.53**	100
3/4"	***CS750***	**1.65**	100	***CG750***	**0.75**	50

Set Screw Buckles



- Used in applications when a temporary clamp is desired or space limitations do not allow for tool roll-over, set screw locks band after tensioning.
- sold in box quantities only

Buckle Width	*201 Stainless Steel* Part #	Price/E	Pkg Qty
3/8"	***SSB375***	**$5.60**	50
1/2"	***SSB500***	**4.00**	25
3/4"	***SSB750*** [1]	**5.10**	25

[1] ¾" buckle may be used with 5/8" band

New for 2012



Stainless Steel Banding

- resistant to moisture
- built-in handle
- full view of available band
- easy to dispense and recoil

Band Width	Band Thickness	Length	Package Type	*201 Stainless Steel* Part #	Price/tote
1/2"	.030	100'	plastic blue tote	***ST204B***	**$266.90**
5/8"	.030	100'	plastic green tote	***ST205G***	**317.45**
3/4"	.030	100'	plastic red tote	***ST206R***	**371.15**

Band Clamp Tools



Description	Part #	Price/E
Clamping tool for band and buckles	***C2***	**$455.00**



Description	Part #	Price/E
Clamping tool for band and buckles	***51960***	**$155.90**



Description	Part #	Price/E
adapter for 51960 tool to install preformed clamps	***51970***	**$139.00**

Strap-Grip Saddles and Male Stems

Strap-Grip saddles are designed to provide greater resistance to end pull than conventional band clamps alone. The male fittings shown below are designed for use with Strap-Grip saddles. Cam and Groove fittings are available on page 60. Saddles are designed for use with 3/4" or 5/8" wide bands. A band clamp should first be applied to OD to seal the hose in sizes 3" and over. Then Strap-Grip saddles should be banded on top of initial clamps to anchor the fitting in the hose.



Size	Hose OD		*Plated Iron*	
	from	to	Part #	Price/pair
1½"	1-13/16"	2-1/8"	***SGS150***	**$14.00**
2"	2-5/8"	3"	***SGS200***	**16.50**
3"	3-1/2"	3-7/8"	***SGS300***	**21.00**
4"	4-9/16"	5-1/8"	***SGS400***	**23.70**
6"	6-1/2"	7-1/16"	***SGS600***	**42.00**
8"	8-5/8"	9-3/8"	***SGS800*** [1]	**45.00**

[1] product will be discontinued as inventory is depleted



saddles

schedule 40

Size	*Plated Carbon Steel*		*Stainless Steel*	
	Part #	Price/E	Part #	Price/E
1½"	***LP21***	**$60.00**	**---**	**---**
2"	***LP26***	**53.20**	**---**	**---**
3"	***LP36***	**125.00**	***RLP36*** [1]	**$221.40**
4"	***LP46***	**164.00**	***RLP46*** [1]	**375.00**
6"	***LP66***	**340.00**	**---**	**---**

schedule 80 [2]

Size	*Plated Carbon Steel*	
	Part #	Price/E
1½"	***LP21-80***	**$69.00**
2"	***LP26-80***	**71.85**

[1] made from tubular steel
[2] schedule 80 stems meet NFPA 58



male NPT x hose shank

Double Bolt Clamps

A rugged, plated iron two-bolt clamp with machine bolts and hex nuts.

- inner surface has dual gripping ridges
- bolt lugs are reinforced to prevent bending out of alignment



with saddles

Hose OD		*Plated Iron*		Opt	Torque
from	to	Part #	Price/E	Qty	in ft. lbs.
3-32/64"	3-52/64"	***400***	**$19.65**	25	40
3-50/64"	4-4/64"	***431***	**23.50**	20	40
4-2/64"	4-18/64"	***463***	**21.10**	20	40
4-16/64"	4-60/64"	***525***	**26.05**	10	60
4-32/64"	5-16/64"	***550***	**27.15**	10	60
5-8/64"	5-44/64"	***600***	**29.60**	10	60
5-44/64"	5-60/64"	***639***	**33.00**	10	60
5-60/64"	6-32/64"	***675***	**31.55**	10	60
6-32/64"	7-36/64"	***769***	**35.30**	10	60
7-44/64"	8-12/64"	***818***	**51.00**	5	125
8-16/64"	8-56/64"	***875***	**50.75**	5	125
8-60/64"	9-56/64"	***988***	**62.15**	5	125
9-60/64"	11-24/64"	***1125***	**97.00**	5	125
11-12/64"	13"	***1275***	**107.55**	3	125
12-12/64"	14"	***1360***	**174.20**	2	200
13-12/64"	15"	***1450***	**163.60**	2	200
15-4/64"	17-32/64"	***1700***	**199.70**	2	260

- measure hose OD accurately before ordering clamps
- Torque values for clamps are based on dry bolts. The use of lubricant on bolts will adversely effect clamp performance.

SAFETY ALERT

- Consult Dixon when using double bolt clamps on helical wire hose.

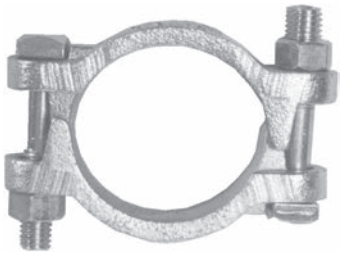

without saddles

Hose OD		*Plated Iron*		Opt	Torque
from	to	Part #	Price/E	Qty	in ft. lbs.
1-8/64"	1-12/64"	***J48***	**$6.90**	100	15
1-12/64"	1-24/64"	***J49***	**8.70**	50	21
1-28/64"	1-34/64"	***JX49***	**11.40**	25	21
1-40/64"	1-52/64"	***DL14***	**12.90**	25	40
1-48/64"	2-3/64"	***DL20***	**12.70**	25	27
2-7/64"	2-19/64"	***DL24***[1]	**12.70**	25	27
2-20/64"	2-40/64"	***DL32***[1]	**13.70**	25	40
2-32/64"	2-48/64"	***DL275***	**16.90**	25	40
2-48/64"	3-4/64"	***DL306***	**19.10**	20	60
3-4/64"	3-24/64"	***DL328***	**20.30**	20	60
3-16/64"	3-32/64"	***DL350***	**19.65**	20	60

[1] investment cast carbon steel

Single Bolt Clamps



- measure hose OD accurately before ordering clamps
- Torque values for clamps are based on dry bolts. The use of lubricant on bolts will adversely effect clamp performance.

SAFETY ALERT

Hose OD		*Plated Iron*		Torque
from	to	Part #	Price/E	in ft. lbs.
56/64"	1"	***2***	**$18.00**	6
62/64"	1-8/64"	***3***	**19.40**	6
1-4/64"	1-12/64"	***4***	**19.40**	6
1-10/64"	1-16/64"	***5***	**19.40**	6
1-16/64"	1-24/64"	***6***	**19.40**	6
1-22/64"	1-28/64"	***7***	**21.00**	6
1-28/64"	1-36/64"	***8***	**23.50**	6
1-34/64"	1-44/64"	***9***	**21.50**	6
1-42/64"	1-48/64"	***10***	**21.00**	6
1-48/64"	1-56/64"	***11***	**23.00**	6
1-56/64"	2-2/64"	***12***	**22.15**	6
2"	2-8/64"	***13***	**23.60**	12
2-8/64"	2-18/64"	***14***	**24.90**	12
2-16/64"	2-26/64"	***15***	**28.00**	12

Hose OD		*Plated Iron*		Torque
from	to	Part #	Price/E	in ft. lbs.
2-24/64"	2-32/64"	***16***	**$23.60**	12
2-32/64"	2-40/64"	***17***	**23.60**	12
2-40/64"	2-56/64"	***18***	**27.25**	12
2-56/64"	3-4/64"	***19***	**26.45**	12
3-4/64"	3-16/64"	***20***	**25.90**	12
3-16/64"	3-28/64"	***21***	**29.25**	12
3-28/64"	3-40/64"	***22***	**28.90**	21
3-40/64"	3-52/64"	***23***	**37.85**	21
3-52/64"	4-8/64"	***24***	**35.75**	21
4-8/64"	4-20/64"	***25***	**37.00**	21
4-16/64"	4-32/64"	***26***	**37.55**	21
4-28/64"	4-40/64"	***27***	**43.40**	21
4-40/64"	4-56/64"	***X27***	**40.00**	21
4-56/64"	5-16/64"	***28***	**42.40**	21

Spring Hose Clamps

- Single wire clamps have the most effective holding force and clamping strength. The single wire concentrates the clamping force in one specific area around the hose.
- *Safety glasses should be worn when installing parts*. SAFETY ALERT
- sold in box quantity only

Size	Hose OD from	Hose OD to	*Carbon Steel* Part #	Price/E	Pkg Qty
5/16"	.309"	.315"	***SHC0312***	**$0.20**	100
3/8"	.370"	.380"	***SHC0375***	**0.22**	100
1/2"	.490"	.510"	***SHC0500***	**0.26**	100
9/16"	.551"	.573"	***SHC0562***	**0.32**	100
5/8"	.610"	.640"	***SHC0625***	**0.32**	100
3/4"	.730"	.770"	***SHC0750***	**0.35**	100
13/16"	.792"	.832"	***SHC0812***	**0.36**	100
1"	.969"	1.031"	***SHC1000***	**0.45**	100
1-1/8"	1.100"	1.150"	***SHC1125***	**0.59**	50
1-1/4"	1.219"	1.280"	***SHC1250***	**0.67**	50
1-1/2"	1.469"	1.531"	***SHC1500***	**1.25**	50
1-5/8"	1.578"	1.672"	***SHC1625***	**1.54**	50



Spring Hose Clamp Pliers

Install single wire spring hose clamps quickly and easily using this simple hand tool.

- rugged construction
- easy to use, designed for efficiency

Part #	Price/E
SHCP	**$138.30**



Spiral Clamps

For use on convoluted cover hose. To determine which style clamp is needed for your hose look at the end of the hose; if the helix spirals in a clockwise direction away from you (along the hose), a clockwise clamp is needed. If the helix spirals in a counterclockwise direction away from you, a counterclockwise clamp is needed. Examples include, but are not limited to: Kuriyama convoluted hose uses counter clockwise clamps; Pacific Echo and Kana Flex use clockwise clamps; Goodyear uses both counter clockwise and clockwise. More than one clamp may be needed per size, contact the hose manufacturer for more information.

- due to fluctuations in the OD of hose each individual installation should be checked SAFETY ALERT

Hose ID	Hose OD from	Hose OD to	*Plated Steel, Right Hand* Part #	Price/E	*Plated Steel, Left Hand* Part #	Price/E
1½"	1-34/64"	1-52/64"	***SC150***	**$12.50**	***SCCW150***	**$12.50**
2"	2-18/64"	2-32/64"	***SC200***	**15.65**	***SCCW200***	**15.65**
2½"	2-46/64"	3-8/64"	***SC250***	**17.90**	***SCCW250***	**17.90**
3"	3"	3-32/64"	***SC300***	**19.40**	***SCCW300***	**19.40**
4"	4"	4-32/64"	***SC400***	**22.70**	***SCCW400***	**22.70**
5"	5-6/64"	5-32/64"	***SC500***	**29.35**	***SCCW500***	**29.35**
6"	6-16/64"	7"	***SC600***	**31.20**	***SCCW600***	**31.20**
8"	8-32/64"	9-16/64"	***SC800***	**37.60**	***SCCW800***	**37.60**
10"	10-40/64"	11-16/64"	***SC1000***	**46.65**	***SCCW1000***	**46.65**



clockwise wound
right hand spiral



counter clockwise wound
left hand spiral

T-Bolt Clamps



- T-bolts can be applied with a standard 7/16" socket wrench
- 3/4" wide 300 series stainless steel band, .025" thick
- alloy steel bolt, torque rating 70 in/lbs

style TBC

Hose OD from	Hose OD to	Part #	Price/E	Opt Qty
1.250"	1.406"	***TBC131***	**$9.30**	25
1.344"	1.562"	***TBC150***	**6.85**	25
1.594"	1.812"	***TBC175***	**6.85**	25
1.724"	1.942"	***TBC188***	**6.85**	25
1.844"	2.062"	***TBC200***	**6.85**	25
2.094"	2.312"	***TBC225***	**6.85**	25
2.224"	2.442"	***TBC238***	**6.85**	25
2.344"	2.562"	***TBC250***	**7.00**	25
2.326"	2.622"	***TBC256***	**6.75**	25
2.396"	2.692"	***TBC263***	**6.75**	25
2.516"	2.812"	***TBC275***	**6.75**	25
2.646"	2.942"	***TBC288***	**6.80**	25
2.766"	3.062"	***TBC300***	**6.80**	25
2.886"	3.182"	***TBC312***	**6.85**	25
3.016"	3.312"	***TBC325***	**6.85**	25
3.266"	3.562"	***TBC350***	**7.15**	25
3.516"	3.812"	***TBC375***	**7.15**	25
3.586"	3.882"	***TBC382***	**7.25**	25
3.766"	4.062"	***TBC400***	**7.25**	25
4.016"	4.312"	***TBC425***	**7.25**	25
4.266"	4.562"	***TBC450***	**7.25**	25
4.516"	4.812"	***TBC475***	**7.25**	25
4.766"	5.062"	***TBC500***	**7.30**	25
5.016"	5.312"	***TBC525***	**7.30**	25
5.266"	5.562"	***TBC550***	**7.80**	25
5.516"	5.812"	***TBC575***	**7.80**	25
5.766"	6.062"	***TBC600***	**7.85**	25
6.016"	6.312"	***TBC625***	**7.85**	25
6.266"	6.562"	***TBC650***	**7.90**	25
6.516"	6.812"	***TBC675***	**7.90**	25
6.766"	7.062"	***TBC700***	**8.05**	25
7.266"	7.562"	***TBC750***	**8.10**	25

- T-bolts can be applied with a standard 7/16" socket wrench
- 3/4" wide 300 series stainless steel band, .025" thick
- 300 series stainless steel bolt, torque rating 50 in/lbs

style STBC

Hose OD from	Hose OD to	Part #	Price/E	Opt Qty
1.250"	1.4063"	***STBC131***	**$12.50**	25
1.344"	1.562"	***STBC150***	**7.90**	25
1.474"	1.692"	***STBC163***	**7.90**	25
1.594"	1.812"	***STBC175***	**7.90**	25
1.724"	1.942"	***STBC188***	**7.90**	25
1.844"	2.062"	***STBC200***	**7.90**	25
1.964"	2.182"	***STBC212***	**8.00**	25
2.094"	2.312"	***STBC225***	**8.00**	25
2.224"	2.442"	***STBC238***	**8.00**	25
2.344"	2.562"	***STBC250***	**8.05**	25
2.326"	2.622"	***STBC256***	**7.70**	25
2.396"	2.692"	***STBC263***	**7.70**	25
2.516"	2.812"	***STBC275***	**7.70**	25
2.646"	2.942"	***STBC288***	**7.75**	25
2.766"	3.062"	***STBC300***	**7.80**	25
2.886"	3.182"	***STBC312***	**7.80**	25
3.016"	3.312"	***STBC325***	**7.80**	25
3.266"	3.562"	***STBC350***	**8.05**	25
3.386"	3.682"	***STBC362***	**8.10**	25
3.516"	3.812"	***STBC375***	**8.10**	25
3.586"	3.882"	***STBC382***	**8.10**	25
3.766"	4.062"	***STBC400***	**8.10**	25
4.016"	4.312"	***STBC425***	**8.15**	25
4.266"	4.562"	***STBC450***	**8.15**	25
4.516"	4.812"	***STBC475***	**8.75**	25
4.766"	5.062"	***STBC500***	**8.90**	25
5.016"	5.312"	***STBC525***	**8.90**	25
5.266"	5.562"	***STBC550***	**9.35**	25
5.516"	5.812"	***STBC575***	**9.35**	25
5.766"	6.062"	***STBC600***	**9.50**	25
6.016"	6.312"	***STBC625***	**9.50**	25
6.266"	6.562"	***STBC650***	**9.50**	25
6.516"	6.812"	***STBC675***	**9.50**	25
6.766"	7.062"	***STBC700***	**9.75**	25
7.016"	7.312"	***STBC725***	**9.85**	25
7.266"	7.562"	***STBC750***	**9.85**	25
7.766"	8.062"	***STBC800***	**10.10**	25
8.016"	8.312"	***STBC825***	**10.10**	25
8.266"	8.562"	***STBC850***	**10.10**	25
8.646"	8.942"	***STBC888***	**10.75**	25
8.766"	9.062"	***STBC900***	**10.75**	25
9.266"	9.562"	***STBC950***	**10.75**	25
9.766"	10.062"	***STBC1000***	**10.70**	10
10.646"	10.942"	***STBC1088***	**11.60**	10
11.766"	12.062"	***STBC1200***	**11.60**	10
12.646"	12.942"	***STBC1288***	**11.60**	10

Heavy Duty T-Bolt Clamps

- T-bolts can be applied with a standard 1/2" socket wrench.
- 7/8" wide 300 series stainless steel band, .040" thick
- 300 series stainless steel bolt, torque rating is 180 in/lbs

style HSTBC

Hose OD from	Hose OD to	Part #	Price/E
2.125"	2.4375"	***HSTBC238***	**$14.60**
2.250"	2.5625"	***HSTBC250***	**14.70**
2.750"	3.0625"	***HSTBC300***	**14.90**
3.250"	3.5625"	***HSTBC350***	**15.20**
3.750"	4.0625"	***HSTBC400***	**15.40**
4.250"	4.5625"	***HSTBC450***	**15.60**
4.750"	5.0625"	***HSTBC500***	**15.90**
5.250"	5.5625"	***HSTBC550***	**16.10**
5.750"	6.0625"	***HSTBC600***	**16.30**
6.250"	6.5625"	***HSTBC650***	**16.60**
6.750"	7.0625"	***HSTBC700***	**16.80**
7.250"	7.5625"	***HSTBC750***	**17.10**
7.750"	8.0625"	***HSTBC800***	**17.30**
8.266"	8.562"	***HSTBC850***	**24.25**
8.646"	8.942"	***HSTBC888***	**24.75**
8.766"	9.062"	***HSTBC900***	**25.00**
9.266"	9.562"	***HSTBC950***	**25.50**
9.766"	10.062"	***HSTBC1000***	**26.25**
10.646"	10.942"	***HSTBC1088***	**27.50**
11.766"	12.062"	***HSTBC1200***	**29.00**
12.646"	12.942"	***HSTBC1288***	**30.50**



- T-bolts can be applied with a standard 1/2" socket wrench.
- 7/8" wide 300 series stainless steel band, .040" thick
- carbon steel bolt, torque rating is 240 in/lbs

style HTBC

Hose OD from	Hose OD to	Part #	Price/E
2.125"	2.4375"	***HTBC238***	**$12.90**
2.250"	2.5625"	***HTBC250***	**13.00**
2.750"	3.0625"	***HTBC300***	**13.20**
3.250"	3.5625"	***HTBC350***	**13.40**
3.750"	4.0625"	***HTBC400***	**13.60**
4.250"	4.5625"	***HTBC450***	**13.90**
4.750"	5.0625"	***HTBC500***	**14.10**
5.250"	5.5625"	***HTBC550***	**14.30**
5.750"	6.0625"	***HTBC600***	**14.50**
6.250"	6.5625"	***HTBC650***	**14.75**
6.750"	7.0625"	***HTBC700***	**15.00**
7.250"	7.5625"	***HTBC750***	**15.20**
7.750"	8.0625"	***HTBC800***	**15.40**

Long Bolt T-Bolt Clamps

- T-bolts can be applied with a standard 7/16" socket wrench.
- 3/4" wide 300 series stainless steel band, .025" thick
- 300 series stainless steel bolt, torque rating is 50 in/lbs



style STBCL

Hose OD from	Hose OD to	Part #	Price/E	Opt Qty
2.80"	3.37"	***STBC325L***	**$10.90**	25
3.05"	3.62"	***STBC350L***	**10.90**	25
3.37"	3.94"	***STBC382L***	**10.90**	25
3.55"	4.12"	***STBC400L***	**11.00**	25
3.75"	4.32"	***STBC420L***	**11.00**	25
3.87"	4.44"	***STBC432L***	**11.00**	25
4.05"	4.62"	***STBC450L***	**11.00**	25
4.37"	4.94"	***STBC482L***	**11.25**	25
4.55"	5.12"	***STBC500L***	**11.25**	25
4.87"	5.44"	***STBC532L***	**11.25**	25
5.05"	5.62"	***STBC550L***	**11.25**	25
5.37"	5.94"	***STBC582L***	**11.30**	25
5.55"	6.12"	***STBC600L***	**11.40**	25
5.87"	6.44"	***STBC632L***	**11.40**	25
6.05"	6.62"	***STBC650L***	**11.50**	25
6.30"	6.87"	***STBC675L***	**11.50**	25
6.53"	7.10"	***STBC698L***	**11.60**	25
6.55"	7.12"	***STBC700L***	**11.60**	25

style STBCL

Hose OD from	Hose OD to	Part #	Price/E	Opt Qty
6.62"	7.19"	***STBC707L***	**$11.60**	25
8.05"	8.62"	***STBC850L***	**12.40**	25
8.30"	8.87"	***STBC875L***	**12.50**	25
8.43"	9.00"	***STBC888L***	**12.90**	25
8.62"	9.19"	***STBC907L***	**13.00**	25
10.25"	10.82"	***STBC1070L***	**13.00**	25
10.43"	11.00"	***STBC1088L***	**13.00**	25
10.62"	11.19"	***STBC1107L***	**13.00**	25
10.72"	11.29"	***STBC1117L***	**14.10**	25
12.20"	12.77"	***STBC1265L***	**13.50**	25
12.43"	13.00"	***STBC1288L***	**13.50**	25
12.75"	13.32"	***STBC1320L***	**13.50**	25
14.20"	14.77"	***STBC1465L***	**13.60**	25
14.43"	15.00"	***STBC1488L***	**13.60**	25
14.75"	15.32"	***STBC1520L***	**13.80**	25
16.20"	16.77"	***STBC1665L***	**14.30**	25
16.43"	17.00"	***STBC1688L***	**14.30**	25

Straight Through Quick-Connect Fittings

These couplers have no internal valves, providing maximum flow with minimum pressure drop. Supplied with Buna-N gasket seal. Interchanges with Parker-Hannifin SST/BST, Foster FST and Hansen ST couplings.

- *Do Not Disconnect with pressure in line*. SAFETY ALERT

Female Couplers



Size	Thread	PSI at 70°F	Material	Part #	Price/E	Opt Qty
1/4"	1/4" - 18	**5500**	*brass*	***STFC2***	**$7.90**	12
3/8"	3/8" - 18	**4500**	*brass*	***STFC3***	**9.74**	12
1/2"	1/2" - 14	**3500**	*brass*	***STFC4***	**14.06**	12
3/4"	3/4" - 14	**3100**	*brass*	***STFC6***	**27.04**	12
1"	1" - 11½	**2500**	*brass*	***STFC8***	**38.94**	1
1-1/4"	1-1/4" - 11½	**2500**	*brass*	***STFC10***	**105.16**	1
1-1/2"	1-1/2" - 11½	**2500**	*brass*	***STFC12***	**144.13**	1
2"	2" - 11½	**2500**	*brass*	***STFC16***	**198.55**	1
1/4"	1/4" - 18	**6700**	*303 stainless*	***STFC2SS***	**51.00**	5
3/8"	3/8" - 18	**5500**	*303 stainless*	***STFC3SS***	**74.00**	5
1/2"	1/2" - 14	**3000**	*303 stainless*	***STFC4SS***	**87.00**	5
3/4"	3/4" - 14	**3000**	*303 stainless*	***STFC6SS***	**149.25**	5
1"	1" - 11½	**1700**	*303 stainless*	***STFC8SS***	**202.00**	5

Male Couplers



Size	Thread	PSI at 70°F	Material	Part #	Price/E	Opt Qty
1/4"	1/4" - 18	**5500**	*brass*	***STMC2***	**$7.90**	12
3/8"	3/8" - 18	**4500**	*brass*	***STMC3***	**9.74**	12
1/2"	1/2" - 14	**3500**	*brass*	***STMC4***	**14.05**	12
3/4"	3/4" - 14	**3100**	*brass*	***STMC6***	**27.04**	12
1"	1" - 11½	**2500**	*brass*	***STMC8***	**38.94**	1
1/4"	1/4" - 18	**6700**	*303 stainless*	***STMC2SS***	**55.00**	5
3/8"	3/8" - 18	**5500**	*303 stainless*	***STMC3SS***	**66.25**	5
1/2"	1/2" - 14	**3000**	*303 stainless*	***STMC4SS***	**92.00**	5
3/4"	3/4" - 14	**3000**	*303 stainless*	***STMC6SS***	**160.00**	5
1"	1" - 11½	**1700**	*303 stainless*	***STMC8SS***	**269.00**	5

Standard Hose Barb Couplers



Size	Hose ID	PSI * at 70°F	Material	Part #	Price/E	Opt Qty
1/4"	1/4"	**5200**	*brass*	***2ES2-B***	**$11.74**	100
3/8"	3/8"	**2800**	*brass*	***3ES3-B***	**12.98**	50
1/2"	1/2"	**2200**	*brass*	***4ES4-B***	**21.09**	25
3/4"	3/4"	**1700**	*brass*	***6ES6-B***	**32.45**	20
1"	1"	**1700**	*brass*	***8ES8-B***	**44.35**	10

SAFETY ALERT

** Operating pressures for the standard hose barbs utilizing hose barb end connections may be dramatically reduced to that of the hose rating and/or hose and end connection combination. Consult hose manufacturer's catalog for hose end connection ratings. If in doubt, test under controlled conditions for suitability to application. Dixon cannot assume liability for misapplication of products resulting in equipment down-time, lost production, property damage and/or personal injury including death.*

Straight Through Quick-Connect Fittings

These plugs have no internal valves, providing maximum flow with minimum pressure drop. Interchanges with Parker-Hannifin SST/BST, Foster FST and Hansen ST couplings. See Hydraulic Profile Chart on page 671.

- *Do Not Disconnect with pressure in line*. SAFETY ALERT

Female Plugs

Size	Thread	PSI at 70°F	Material	Part #	Price/E	Opt Qty
1/4"	1/4" - 18	**5500**	*steel*	***STFP2***	**$2.62**	12
3/8"	3/8" - 18	**4500**	*steel*	***STFP3***	**4.12**	12
1/2"	1/2" - 14	**3500**	*steel*	***STFP4***	**5.79**	12
3/4"	3/4" - 14	**3100**	*steel*	***STFP6***	**13.35**	12
1"	1" - 11½	**2500**	*steel*	***STFP8***	**25.05**	1
1-1/4"	1-1/4" - 11½	**2500**	*steel*	***STFP10***	**58.41**	1
1-1/2"	1-1/2" - 11½	**2500**	*steel*	***STFP12***	**93.90**	1
2"	2" - 11½	**2500**	*steel*	***STFP16***	**120.10**	1
1/4"	1/4" - 18	**3800**	*brass*	***STFP2B***	**4.85**	12
3/8"	3/8" - 18	**2700**	*brass*	***STFP3B***	**6.15**	12
1/2"	1/2" - 14	**2200**	*brass*	***STFP4B***	**9.10**	12
3/4"	3/4" - 14	**1700**	*brass*	***STFP6B***	**14.40**	12
1"	1" - 11½	**1200**	*brass*	***STFP8B***	**27.20**	1
1/4"	1/4" - 18	**6700**	*303 stainless*	***STFP2SS***	**16.40**	5
3/8"	3/8" - 18	**5500**	*303 stainless*	***STFP3SS***	**19.25**	5
1/2"	1/2" - 14	**3000**	*303 stainless*	***STFP4SS***	**44.00**	5
3/4"	3/4" - 14	**3000**	*303 stainless*	***STFP6SS***	**66.00**	5
1"	1" - 11½	**1700**	*303 stainless*	***STFP8SS***	**119.00**	5



Male Plugs

Size	Thread	PSI at 70°F	Material	Part #	Price/E	Opt Qty
1/4"	1/4" - 18	**5500**	*steel*	***STMP2***	**$2.62**	12
3/8"	3/8" - 18	**4500**	*steel*	***STMP3***	**4.12**	12
1/2"	1/2" - 14	**3500**	*steel*	***STMP4***	**5.79**	12
3/4"	3/4" - 14	**3100**	*steel*	***STMP6***	**13.35**	12
1"	1" - 11½	**2500**	*steel*	***STMP8***	**25.05**	1
1-1/4"	1-1/4" - 11½	**2500**	*steel*	***STMP10***	**65.50**	1
1-1/2"	1-1/2" - 11½	**2500**	*steel*	***STMP12***	**93.90**	1
2"	2" - 11½	**2500**	*steel*	***STMP16***	**125.56**	1
1/4"	1/4" - 18	**3800**	*brass*	***STMP2B***	**4.50**	12
3/8"	3/8" - 18	**2700**	*brass*	***STMP3B***	**5.55**	12
1/2"	1/2" - 14	**2200**	*brass*	***STMP4B***	**8.60**	12
3/4"	3/4" - 14	**1700**	*brass*	***STMP6B***	**12.70**	12
1"	1" - 11½	**1200**	*brass*	***STMP8B***	**24.85**	1
1/4"	1/4" - 18	**6700**	*303 stainless*	***STMP2SS***	**14.75**	5
3/8"	3/8" - 18	**5500**	*303 stainless*	***STMP3SS***	**16.60**	5
1/2"	1/2" - 14	**3000**	*303 stainless*	***STMP4SS***	**40.00**	5
3/4"	3/4" - 14	**3000**	*303 stainless*	***STMP6SS***	**63.00**	5
1"	1" - 11½	**1700**	*303 stainless*	***STMP8SS***	**126.00**	5



Standard Hose Barb Plugs

Size	Hose ID	PSI * at 70°F	Material	Part #	Price/E	Opt Qty
1/4"	1/4"	**38s00**	*brass*	***E2S2-B***	**$4.87**	100
3/8"	3/8"	**2800**	*brass*	***E3S3-B***	**5.95**	50
1/2"	1/2"	**2200**	*brass*	***E4S4-B***	**11.36**	25
3/4"	3/4"	**1700**	*brass*	***E6S6-B***	**14.88**	20
1"	1"	**1700**	*brass*	***E8S8-B***	**32.45**	10
1/4"	1/4"	**5200**	*steel*	***E2S2***	**5.68**	100
3/8"	3/8"	**2800**	*steel*	***E3S3***	**7.35**	50
1/2"	1/2"	**2200**	*steel*	***E4S4***	**13.80**	25
3/4"	3/4"	**1700**	*steel*	***E6S6***	**17.47**	20
1"	1"	**1700**	*steel*	***E8S8***	**34.94**	10



** Operating pressures for the standard hose barbs utilizing hose barb end connections may be dramatically reduced to that of the hose rating and/or hose and end connection combination. Consult hose manufacturer's catalog for hose end connection ratings. If in doubt, test under controlled conditions for suitability to application. Dixon cannot assume liability for misapplication of products resulting in equipment down-time, lost production, property damage and/or personal injury including death.* SAFETY ALERT

Steel Flow Control Valves

Series F

Two-step needle provides fine adjustments at low flow with the first three turns of the adjusting knob. The next three turns give full-open needle position and conventional throttling control. When flow is reversed, the heavy-duty poppet/retainer permits full-flow return capacity. Exclusive color-coded reference scale on the adjusting knob greatly simplifies flow setting, resetting, adjusting and return to an original flow. A simple set screw locks the valve on any desired setting.

- maximum operating pressure: **5000 PSI** at 70°F for 1/8" - 1/2", **3000 PSI** at 70°F for 3/4" - 2"
- also available in brass, see page 140



Thread Size	*Black Oxide Steel* Part #	Price/E
1/8"	***SFC200***	**$62.10**
1/4"	***SFC400***	**72.20**
3/8"	***SFC600***	**89.20**
1/2"	***SFC800***	**120.15**
3/4"	***SFC1200***	**171.15**
1"	***SFC1600***	**525.75**
1½"	New ***SFC2400***	**1370.65**
2"	***SFC3200***	**2718.10**

Series PF

Utilizes a ball type check that meters the flow of hydraulic oil in one direction and allows for free flow in the reverse direction. Recommended for use in non-shock applications.

- maximum operating pressure: **5000 PSI** at 70°F, **5 PSI** cracking pressure
- also available in brass, see page 140



Thread Size	*Zinc Plated Steel with a dichromate seal* Part #	Price/E
1/4"	***SPF400***	**$53.30**
3/8"	***SPF600***	**71.00**
1/2"	***SPF800***	**92.35**

Series N

Ideal for use as speed controls on hydraulic systems where a reverse flow check valve is not needed. Provides excellent control and reliable shutoff in a very small envelope. Color-coded reference scale on the adjusting knob simplifies setting, resetting, adjusting and quick return to a previous speed setting.

- maximum operating pressure: **5000 PSI** at 70°F for 1/8" - 3/4", **3000 PSI** at 70°F for 1" - 1¼"
- also available in brass, see page 140



Thread Size	*Steel* Part #	Price/E
1/8"	***SN200***	**$65.90**
1/4"	***SN400***	**74.95**
3/8"	***SN600***	**90.15**
1/2"	***SN800***	**115.65**
3/4"	***SN1200***	**153.95**
1"	New ***SN1600***	**655.90**
1¼"	***SN2000***	**905.00**

Series MV

With these high-precision metering and shutoff valves, you can readily make fine adjustments and reset with the exclusive color code 5000 that shows when you reach the desired setting.

- body components are precision-turned from solid barstock
- all models have 416 stainless steel needles
- maximum operating pressure: **5000 PSI** at 70°F



Thread Size	*Steel* Part #	Price/E
1/4"	***SMV400***	**$74.05**
3/8"	***SMV600***	**157.10**
1/2"	***SMV800***	**197.70**

Series C Check Valves

Provides free flow in one direction and dependable shutoff in the opposite direction.

- maximum operating pressure: **5000 PSI** at 70°F, **5 PSI** cracking pressure
- also available in brass, see page 139



Thread Size	Free Flow GPM	*Steel* Part #	Price/E
1/8"	3	***SCV200***	**$50.25**
1/4"	5	***SCV400***	**55.20**
3/8"	8	***SCV600***	**64.15**
1/2"	15	***SCV800***	**74.35**

High Pressure Full-Bore Ball Valves

- blow out proof stem
- rugged construction
- Viton® shaft seals
- female thread

Size	PSI at 70°F	*Carbon Steel* NPTF Part #	Price/E	SAE Part #	Price/E	PSI	*316 Stainless Steel* NPTF Part #	Price/E
1/4"	**7350**	***HPBV25***	**$63.90**	***HPBV25SAE***	**$71.65**	**7250**	***HPBV25SS***	**$427.50**
3/8"	**7350**	***HPBV38***	**67.80**	***HPBV38SAE***	**80.70**	**7250**	***HPBV38SS***	**497.50**
1/2"	**7350**	***HPBV12***	**73.70**	***HPBV12SAE***	**87.10**	**7250**	***HPBV12SS***	**595.00**
3/4"	**5880**	***HPBV34***	**145.05**	***HPBV34SAE***	**162.20**	**5800**	***HPBV34SS***	**1027.90**
1"	**5145**	***HPBV10***	**173.10**	***HPBV10SAE***	**190.00**	**5075**	***HPBV10SS***	**1212.80**
1¼"	**5880**	***HPBV125***	**452.90**	***HPBV125SAE***	**490.20**	**---**	**---**	**---**
1½"	**5880**	***HPBV150***	**548.90**	***HPBV150SAE***	**583.00**	**---**	**---**	**---**
2"	**5880**	***HPBV200***	**831.00**	***HPBV200SAE***	**870.00**	**---**	**---**	**---**



Mini Needle Valves

Mini needle valves are available in a variety of materials, and handle options. A Viton® O-ring seal and a PTFE back-up ring below the threads protects the mini valve from corrosion and galling. The stem threads are rolled for strength and ease of operation, and the metal-to-metal hard seat design is 100% helium leak tested to 1 x 10-4 ml/s at 200 PSI on each mini valve.

- 1/8" and 1/4":
  orifice size: 0.172"
  flow coefficient: 0.42
- 1/2":
  orifice size: 0.187"
  flow coefficient: 0.44
- O-ring seal: Viton®
- back-up ring: PTFE

Male to Female

NPT Size	Handle Style	PSI at 70°F	Material	Part #	Price/E
1/8" - 27	knurled knob	**6000**	*brass*	***MFB101***	**$53.70**
1/4" - 18	knurled knob	**6000**	*brass*	***MFB102***	**53.70**
1/8" - 27	T design	**10000**	*nickel plated steel*	***MFC101***	**44.40**
1/4" - 18	T design	**10000**	*nickel plated steel*	***MFC102***	**44.40**
1/2" - 14	T design	**10000**	*nickel plated steel*	***MFC404***	**62.40**
1/8" - 27	T design	**10000**	*316 stainless steel*	***MFS101***	**102.20**
1/4" - 18	T design	**10000**	*316 stainless steel*	***MFS102***	**102.20**
1/2" - 14	T design	**10000**	*316 stainless steel*	***MFS404***	**158.80**



Female to Female

NPT Size	Handle Style	PSI at 70°F	Material	Part #	Price/E
1/8" - 27	knurled knob	**6000**	*brass*	***FFB101***	**$53.70**
1/4" - 18	knurled knob	**6000**	*brass*	***FFB102***	**53.70**
1/8" - 27	T design	**10000**	*nickel plated steel*	***FFC101***	**44.40**
1/4" - 18	T design	**10000**	*nickel plated steel*	***FFC102***	**44.40**
1/2" - 14	T design	**10000**	*nickel plated steel*	***FFC404***	**59.55**
1/8" - 27	T design	**10000**	*316 stainless steel*	***FFS101***	**102.20**
1/4" - 18	T design	**10000**	*316 stainless steel*	***FFS102***	**102.20**
1/2" - 14	T design	**10000**	*316 stainless steel*	***FFS404***	**150.00**



Industrial Hydraulic Quick-Connect Fittings

- The Industrial Quick Connect series features poppet style shut-off valves in both the coupler and the plug.
- designed to prevent fluid loss when the coupler is disconnected
- meets dimensional requirements of Series B in ISO 7241-1
- interchangeable with Parker-Hannifin 60 series
- seal material is Buna-N
- Contact the factory if you intend to use the fittings on a compressed air system.
- see Hydraulic Profile Chart on page 671

Poppet Valve Couplers



Size	NPTF Thread	PSI at 70°F	Material	Part #	Price/E	Opt Qty
1/4"	1/4" - 18	**5000**	*steel*	***16-263***	**$27.50**	5
3/8"	3/8" - 18	**4000**	*steel*	***16-363***	**34.25**	5
1/2"	1/2" - 14	**4000**	*steel*	***16-463***	**50.00**	5
3/4"	3/4" - 14	**2500**	*steel*	***16-663***	**75.00**	5
1"	1" - 11½	**2000**	*steel*	***16-863***	**100.00**	5
1/4"	1/4" - 18	**1000**	*brass*	***B16-263***	**30.50**	5
3/8"	3/8" - 18	**1000**	*brass*	***B16-363***	**41.00**	5
1/2"	1/2" - 14	**1000**	*brass*	***B16-463***	**60.00**	5
3/4"	3/4" - 14	**1000**	*brass*	***B16-663***	**90.70**	5
1"	1" - 11½	**1000**	*brass*	***B16-863***	**125.50**	5
1/4"	1/4" - 18	**2000**	*303 stainless*	***SS16-263***	**71.00**	5
3/8"	3/8" - 18	**1500**	*303 stainless*	***SS16-363***	**111.40**	5
1/2"	1/2" - 14	**1500**	*303 stainless*	***SS16-463***	**172.10**	5
3/4"	3/4" - 14	**1500**	*303 stainless*	***SS16-663***	**228.95**	5
1"	1" - 11½	**1000**	*303 stainless*	***SS16-863***	**367.00**	5

Poppet Valve Plugs



Size	NPTF Thread	PSI at 70°F	Material	Part #	Price/E	Opt Qty
1/4"	1/4" - 18	**5000**	*steel*	***17-263***	**$11.60**	5
3/8"	3/8" - 18	**4000**	*steel*	***17-363***	**15.70**	5
1/2"	1/2" - 14	**4000**	*steel*	***17-463***	**20.50**	5
3/4"	3/4" - 14	**2500**	*steel*	***17-663***	**30.50**	5
1"	1" - 11½	**2000**	*steel*	***17-863***	**42.00**	5
1/4"	1/4" - 18	**1000**	*brass*	***B17-263***	**13.25**	5
3/8"	3/8" - 18	**1000**	*brass*	***B17-363***	**18.40**	5
1/2"	1/2" - 14	**1000**	*brass*	***B17-463***	**22.35**	5
3/4"	3/4" - 14	**1000**	*brass*	***B17-663***	**34.00**	5
1"	1" - 11½	**1000**	*brass*	***B17-863***	**45.80**	5
1/4"	1/4" - 18	**2000**	*303 stainless*	***SS17-263***	**29.75**	5
3/8"	3/8" - 18	**1500**	*303 stainless*	***SS17-363***	**44.00**	5
1/2"	1/2" - 14	**1500**	*303 stainless*	***SS17-463***	**57.70**	5
3/4"	3/4" - 14	**1500**	*303 stainless*	***SS17-663***	**105.75**	5
1"	1" - 11½	**1000**	*303 stainless*	***SS17-863***	**176.75**	5

Industrial Hydraulic Quick-Connect Fittings

Size	Material	Part #	Price/E	Opt Qty	**Dust Plugs**
1/4"	*rubber*	***16-002***	**$3.45**	5	
3/8"	*rubber*	***16-003***	**4.10**	5	
1/2"	*rubber*	***16-004***	**4.55**	5	
3/4"	*rubber*	***16-006***	**8.45**	5	
1"	*rubber*	***16-008***	**9.85**	5	
1/4"	*aluminum*	***16-002A***	**13.40**	5	
3/8"	*aluminum*	***16-003A***	**14.25**	5	
1/2"	*aluminum*	***16-004A***	**16.70**	5	
3/4"	*aluminum*	***16-006A***	**23.75**	5	
1"	*aluminum*	***16-008A***	**64.60**	5	



Size	Material	Part #	Price/E	Opt Qty	**Dust Caps**
1/4"	*rubber*	***17-002***	**$3.50**	5	
3/8"	*rubber*	***17-003***	**4.05**	5	
1/2"	*rubber*	***17-004***	**4.30**	5	
3/4"	*rubber*	***17-006***	**9.45**	5	
1"	*rubber*	***17-008***	**9.55**	5	
1/4"	*aluminum*	***17-002A***	**13.40**	5	
3/8"	*aluminum*	***17-003A***	**14.80**	5	
1/2"	*aluminum*	***17-004A***	**19.80**	5	
3/4"	*aluminum*	***17-006A***	**26.50**	5	
1"	*aluminum*	***17-008A***	**71.50**	5	



3000 Series Hydraulic Quick-Connect Fittings

Threaded union locking system and precision ball-type check valves are designed for extreme high pressure applications such as hydraulic rams and pumps where low flow and pressures up to 10,000 PSI are encountered. Interchanges with Parker 3000, Bruning IP 370 and Enerpac C 604. Seals are polyurethane. See Hydraulic Profile Chart on page 670.

Size	NPT Thread	PSI at 70°F	Material	Part #	Price/E	Pkg Qty	**Male Couplers**
1/4"	1/4" - 18 M	**10,000**	*steel*	***30-200***	**$39.50**	5	
3/8"	3/8" - 18 M	**10,000**	*steel*	***30-300***	**42.00**	5	



Size	NPT Thread	PSI at 70°F	Material	Part #	Price/E	Pkg Qty	**Female Coupler**
3/8"	3/8" - 18 F	**10,000**	*steel*	***30-300F***	**$46.00**	5	



Size	NPT Thread	PSI at 70°F	Material	Part #	Price/E	Pkg Qty	**Plugs**
1/4"	1/4" - 18	**10,000**	*steel*	***31-200***	**$23.50**	5	
3/8"	3/8" - 18	**10,000**	*steel*	***31-300***	**23.50**	5	



Size	Material	Part #	Price/E	Pkg Qty	**Screw Type Dust Plugs**
1/4"	*steel*	***30-200DP***	**$10.20**	5	
3/8"	*steel*	***30-300DP***	**9.70**	5	



Size	Material	Part #	Price/E	Pkg Qty	**Screw Type Dust Caps**
1/4"	*steel*	***31-200DC***	**$10.90**	5	
3/8"	*steel*	***31-300DC***	**12.40**	5	



Agricultural Hydraulic Quick-Connect Fittings

The Agricultural Quick-Connect features ball style shut-off valves in both the coupler and the plug. Agricultural series couplers are used on construction equipment, farm implements and most other mobile equipment. The International Standard Organization (ISO) has adopted specifications regarding dimensions and interchangeability. Interchangeable with Pioneer 4000 series, Safeway Agricultural series and ISO5675. See Hydraulic Profile Chart on page 671.

FTP Fittings

FTP Ball Valve Couplers	Size	NPTF Thread	PSI at 70°F	Material	Part #	Price/E	Opt Qty
	1/4"	1/4" - 18	**2500**	*steel*	***18-200*** [1]	**$28.45**	5
	3/8"	3/8" - 18	**2500**	*steel*	***18-300*** [1]	**37.60**	5
	1/2"	1/2" - 14	**2500**	*steel*	***18-400***	**28.40**	5
	1/2"	3/4" - 14	**2500**	*steel*	***18-600***	**39.90**	5
	3/4"	3/4" - 14	**2500**	*steel*	***18-660***	**71.30**	5
	1"	1" - 11½	**2500**	*steel*	***18-800*** [1]	**88.55**	5

FTP Ball Valve Plugs	Size	NPTF Thread	PSI at 70°F	Material	Part #	Price/E	Opt Qty
	1/4"	1/4" - 18	**2500**	*steel*	***19-200*** [1]	**$13.90**	10
	3/8"	3/8" - 18	**2500**	*steel*	***19-300*** [1]	**18.65**	10
	1/2"	1/2" - 14	**2500**	*steel*	***19-400***	**13.00**	10
	1/2"	3/4" - 14	**2500**	*steel*	***19-600***	**20.95**	10
	3/4"	3/4" - 14	**2500**	*steel*	***19-660***	**24.50**	10
	1"	1" - 11½	**2500**	*steel*	***19-800*** [1]	**49.60**	10

[1] have a poppet valve with soft seat design

ORB Fittings

ORB Ball Valve Coupler	Size	ORB Thread	PSI at 70°F	Material	Part #	Price/E	Opt Qty
	1/2"	3/4" - 16	**2500**	*steel*	***18-415***	**$30.00**	5

ORB Ball Valve Plug	Size	ORB Thread	PSI at 70°F	Material	Part #	Price/E	Opt Qty
	1/2"	3/4" - 16	**2500**	*steel*	***19-415***	**$13.55**	5

Dust Plugs and Caps

Dust Plugs	Size	Material	Part #	Price/E	Opt Qty
 18-004	1/4"	*rubber*	***18-002***	**$4.50**	10
	3/8"	*rubber*	***18-003***	**6.50**	10
	1/2"	*rubber*	***18-004*** [2]	**8.95**	10
	3/4"	*rubber*	***18-006***	**9.50**	10
	1"	*rubber*	***18-008***	**10.95**	10

[2] has chain design

Dust Caps	Size	Material	Part #	Price/E	Opt Qty
	1/4"	*rubber*	***19-002***	**$4.55**	10
	3/8"	*rubber*	***19-003***	**5.30**	10
	1/2"	*rubber*	***19-004***	**7.30**	10
	3/4"	*rubber*	***19-006***	**13.20**	10
	1"	*rubber*	***19-008***	**15.10**	10

7800 Series Hydraulic Thread-to-Connect Fittings

Designed for applications requiring a coupling that can be connected under pressure with minimum spillage and air inclusion. Widely used on dump trailer wet-line hydraulic systems and oil field equipment. Not recommended for continuous hydraulic impulse applications. Interchanges with Aeroquip 5100 series, Parker 6100 series and Snap-Tite 78 series. See Hydraulic Profile Chart on page 670.

Couplers

Size	NPT Thread	PSI at 70°F	Material Body	Material Nut	Part #	Price/E	Opt Qty
3/4"	3/4" - 14	**3000**	*brass*	*iron*	***78-600***	**$77.25**	5
1"	1" - 11½	**3000**	*brass*	*iron*	***78-800***	**94.76**	5
1-1/4"	1-1/4" - 11½	**2750**	*brass*	*iron*	***78-1000***	**173.04**	5
1-1/2"	1-1/2" - 11½	**2500**	*brass*	*iron*	***78-1200***	**206.00**	1



Plugs

Size	NPT Thread	PSI at 70°F	Material	Part #	Price/E	Opt Qty
3/4"	3/4" - 14	**3000**	*brass*	***79-600***	**$54.59**	5
1"	1" - 11½	**3000**	*brass*	***79-800***	**58.71**	5
1-1/4"	1-1/4" - 11½	**2750**	*brass*	***79-1000***	**121.54**	5
1-1/2"	1-1/2" - 11½	**2500**	*brass*	***79-1200***	**206.00**	1



Flanges

Size	Material	Part #	Price/E	Opt Qty
3/4"	*steel*	***77-600***	**$4.64**	2
1"	*steel*	***77-800***	**6.18**	2
1-1/4"	*steel*	***77-1000***	**8.24**	2
1-1/2"	*steel*	***77-1200***	**10.30**	2



Screw Type Dust Plugs

Size	Material	Part #	Price/E	Opt Qty
3/4"	*brass*	***78-006***	**$17.70**	1
1"	*brass*	***78-008***	**19.50**	1
1-1/4"	*brass*	***78-010***	**28.00**	1
1-1/2"	*brass*	***78-012***	**50.00**	1



Screw Type Dust Caps

Size	Material	Part #	Price/E	Opt Qty
3/4"	*brass*	***79-006***	**$15.60**	1
1"	*brass*	***79-008***	**17.00**	1
1-1/4"	*brass*	***79-010***	**26.40**	1
1-1/2"	*brass*	***79-012***	**46.00**	1



WS Series Fittings

Extensively used in oil field and off shore oil rig applications. The WS series interchanges with Snap-Tite 75 series.

High Pressure

Couplers	Size	NPTF Thread	PSI at 70°F	Material	Part #	Price/E	Opt Qty
	3/4"	3/4" - 14	**5,000**	*steel*	***6WSF6***	**$154.23**	5
	1"	1" - 11½	**5,000**	*steel*	***8WSF8***	**231.34**	5
	1-1/4"	1-1/4" - 11½	**5,000**	*steel*	***10WSF10***	**391.23**	1
	1-1/2"	1-1/2" - 11½	**5,000**	*steel*	***12WSF12***	**578.34**	1
	2"	2" - 11½	**5,000**	*steel*	***16WSF16***	**827.82**	1

Plugs	Size	NPTF Thread	PSI at 70°F	Material	Part #	Price/E	Opt Qty
	3/4"	3/4" - 14	**5,000**	*steel*	***WS6F6***	**$141.75**	5
	1"	1" - 11½	**5,000**	*steel*	***WS8F8***	**170.10**	5
	1-1/4"	1-1/4" - 11½	**5,000**	*steel*	***WS10F10***	**311.85**	1
	1-1/2"	1-1/2" - 11½	**5,000**	*steel*	***WS12F12***	**487.62**	1
	2"	2" - 11½	**5,000**	*steel*	***WS16F16***	**793.80**	1

Blowout Prevention Safety

- fire tested and Lloyd's certified to 700°C (**1300°F**) in accordance with API 16D (Certificate #NAO 0601041/1)
- designed for hazardous area service where couplings are required to operate under fire conditions in an emergency
- Sleeve is cast using a unique process that provides better surface finishes, tighter tolerance control, and excellent repeatibility.
- Blowout Prevention Couplings are individually marked with the BOP series designation.

Couplers	Size	NPTF Thread	PSI at 70°F	Material	Part #	Price/E	Opt Qty
	3/4"	3/4" - 14	**5,000**	*steel*	***6WSF6-BOP***	**$226.80**	5
	1"	1" - 11½	**5,000**	*steel*	***8WSF8-BOP***	**317.52**	5
	1-1/4"	1-1/4" - 11½	**5,000**	*steel*	***10WSF10-BOP***	**510.30**	1
	1-1/2"	1-1/2" - 11½	**5,000**	*steel*	***12WSF12-BOP***	**725.76**	1
	2"	2" - 11½	**5,000**	*steel*	***16WSF16-BOP***	**1020.60**	1

Plugs	Size	NPTF Thread	PSI at 70°F	Material	Part #	Price/E	Opt Qty
	3/4"	3/4" - 14	**5,000**	*steel*	***WS6F6-BOP***	**$175.77**	5
	1"	1" - 11½	**5,000**	*steel*	***WS8F8-BOP***	**187.11**	5
	1-1/4"	1-1/4" - 11½	**5,000**	*steel*	***WS10F10-BOP***	**374.22**	1
	1-1/2"	1-1/2" - 11½	**5,000**	*steel*	***WS12F12-BOP***	**567.00**	1
	2"	2" - 11½	**5,000**	*steel*	***WS16F16-BOP***	**952.56**	1

Dust Plugs and Caps

Dust Plugs	Size	Material	Part #	Price/E	Opt Qty
	3/4"	*aluminum*	***6WSDP-A***	**$39.00**	25
	1"	*aluminum*	***8WSDP-A***	**50.00**	10
	1-1/4"	*aluminum*	***10WSDP-A***	**70.00**	10
	1-1/2"	*aluminum*	***12WSDP-A***	**75.00**	5
	2"	*aluminum*	***16WSDP-A***	**125.00**	5

Dust Caps	Size	Material	Part #	Price/E	Opt Qty
	3/4"	*aluminum*	***WS6DC-A***	**$39.00**	25
	1"	*aluminum*	***WS8DC-A***	**50.00**	10
	1-1/4"	*aluminum*	***WS10DC-A***	**70.00**	10
	1-1/2"	*aluminum*	***WS12DC-A***	**75.00**	5
	2"	*aluminum*	***WS16DC-A***	**125.00**	5

5600 Series Hydraulic Quick-Connect Fittings

The two-way check valves in the plug and socket automatically balance in flow position and provide instant shut off when disconnected. To connect, simply retract sleeve, insert plug, and release sleeve. Permits fast connection and disconnection of gas or fluid lines with minimal loss of media from either end. Interchangeable with the Aeroquip 5600, Parker 6600, and ISO A interchange. Non-valved, slotted valve and straight through units available on request. See Hydraulic Profile Chart on page 671.

Couplers

Size	NPT Thread	PSI at 70°F	Material	Part #	Price/E	Opt Qty
1/4"	1/8" - 27	**5000**	*steel*	***56-100***	**$42.00**	5
1/4"	1/4" - 18	**5000**	*steel*	***56-200***	**34.50**	5
3/8"	3/8" - 18	**4000**	*steel*	***56-300***	**42.00**	5
1/2"	1/2" - 14	**4000**	*steel*	***56-400***	**44.00**	5
1/2"	3/4" - 14	**4000**	*steel*	***56-600***	**59.50**	5
3/4"	3/4" - 14	**4000**	*steel*	***56-660***	**66.80**	5
1"	1" - 11½	**4000**	*steel*	***56-800***	**85.30**	5



Plugs

Size	NPT Thread	PSI at 70°F	Material	Part #	Price/E	Opt Qty
1/4"	1/8" - 27	**5000**	*steel*	***57-100***	**$16.90**	5
1/4"	1/4" - 18	**5000**	*steel*	***57-200***	**14.90**	5
3/8"	3/8" - 18	**4000**	*steel*	***57-300***	**20.25**	5
1/2"	1/2" - 14	**4000**	*steel*	***57-400***	**18.50**	5
1/2"	3/4" - 14	**4000**	*steel*	***57-600***	**33.50**	5
3/4"	3/4" - 14	**4000**	*steel*	***57-660***	**36.30**	5
1"	1" - 11½	**4000**	*steel*	***57-800***	**46.00**	5



Dust Plugs

Size	Material	Part #	Price/E	Opt Qty
1/4"	*rubber*	***56-002***	**$5.00**	5
3/8"	*rubber*	***56-003***	**5.70**	5
1/2"	*rubber*	***56-004***	**5.05**	5
3/4"	*rubber*	***56-006***	**11.90**	5
1"	*rubber*	***56-008***	**14.70**	5



Dust Caps

Size	Material	Part #	Price/E	Opt Qty
1/4"	*rubber*	***57-002***	**$4.90**	5
3/8"	*rubber*	***57-003***	**5.70**	5
1/2"	*rubber*	***57-004***	**5.50**	5
3/4"	*rubber*	***57-006***	**11.90**	5
1"	*rubber*	***57-008***	**14.40**	5



Flush Face Hydraulic Quick-Connect Fittings

Flush face valve design minimizes fluid loss resulting in a cleaner, safer work environment. Automatic, push-to-connect couplings provide high flow with low pressure drop assuring maximum hydraulic tool performance. To reduce the possibility of accidental disconnect, a sleeve lock safety feature requires turning the collar to unlock the coupling. Conforms to ISO16028 interchange standard. Interchanges with Aeroquip FD89, Parker FE, Snap-tite 74, Faster FF and Holmbury Series A. See Hydraulic Profile Chart on page 670.

NPTF Fittings



NPTF Couplers	Size	NPTF Thread	PSI at 70°F	Material	Part #	Price/E	Opt Qty
	1/4"	1/4" - 18	**4575**	*steel*	***2HTF2***	**$69.88**	5
	3/8"	3/8" - 18	**4375**	*steel*	***3HTF3***	**72.06**	5
	3/8"	1/2" - 14	**4375**	*steel*	***3HTF4***	**72.06**	5
	1/2"	1/2" - 14	**4250**	*steel*	***4HTF4***	**87.35**	5
	1/2"	3/4" - 14	**4250**	*steel*	***4HTF6***	**92.80**	5
	5/8"	3/4" - 14	**3650**	*steel*	***5HTF6***	**125.56**	5
	3/4"	3/4" - 14	**3650**	*steel*	***6HTF6***	**196.53**	5
	1"	1" - 11½	**3650**	*steel*	***8HTF8***	**272.95**	5



NPTF Plugs	Size	NPTF Thread	PSI at 70°F	Material	Part #	Price/E	Opt Qty
	1/4"	1/4" - 18	**4575**	*steel*	***HT2F2***	**$28.39**	5
	3/8"	3/8" - 18	**4375**	*steel*	***HT3F3***	**30.58**	5
	3/8"	1/2" - 14	**4375**	*steel*	***HT3F4***	**30.58**	5
	1/2"	1/2" - 14	**4250**	*steel*	***HT4F4***	**49.14**	5
	1/2"	3/4" - 14	**4250**	*steel*	***HT4F6***	**54.59**	5
	5/8"	3/4" - 14	**3650**	*steel*	***HT5F6***	**69.88**	5
	3/4"	3/4" - 14	**3650**	*steel*	***HT6F6***	**89.53**	5
	1"	1" - 11½	**3650**	*steel*	***HT8F8***	**169.23**	5

SAE/ORB Fittings



SAE/ORB Couplers	Size	ORB Thread	PSI at 70°F	Material	Part #	Price/E	Opt Qty
	1/2"	7/8" - 14	**4250**	*steel*	***4HTOF5***	**$92.80**	5
	1/2"	1-1/16" - 12	**4250**	*steel*	***4HTOF6***	**92.80**	--



SAE/ORB Plugs	Size	ORB Thread	PSI at 70°F	Material	Part #	Price/E	Opt Qty
	1/2"	7/8" - 14	**4250**	*steel*	***HT4OF5***	**$54.59**	5
	1/2"	1-1/16" - 12	**4250**	*steel*	***HT4OF6***	**54.59**	--

Dust Plugs and Caps



Dust Plugs	Size	Material	Part #	Price/E	Opt Qty
	3/8"	*rubber*	***3HTDP***	**$8.09**	10
	1/2"	*rubber*	***4HTDP***	**10.71**	10
	5/8"	*rubber*	***5HTDP***	**12.60**	10
	3/4"	*rubber*	***6HTDP***	**13.55**	10
	1"	*rubber*	***8HTDP***	**15.54**	10



Dust Caps	Size	Material	Part #	Price/E	Opt Qty
	3/8"	*rubber*	***HT3DC***	**$8.09**	10
	1/2"	*rubber*	***HT4DC***	**10.71**	10
	5/8"	*rubber*	***HT5DC***	**12.60**	10
	3/4"	*rubber*	***HT6DC***	**13.55**	10
	1"	*rubber*	***HT8DC***	**15.54**	10

VH Series Hydraulic Quick-Connect Fittings

General purpose hydraulic quick-connect provides superior flow characteristics with built-in reliability. VH Series interchanges with Snap-tite H Series. Standard seal is Buna-N. See Hydraulic Profile Chart on page 670.

Couplers

Size	NPT Thread	PSI at 70°F	Material	Part #	Price/E	Opt Qty
1/4"	1/4" - 18	**6500**	*steel*	***VHC200***	**$22.99**	5
3/8"	3/8" - 18	**4500**	*steel*	***VHC300***	**31.35**	5
1/2"	1/2" - 14	**4000**	*steel*	***VHC400***	**38.12**	5
3/4"	3/4" - 14	**3500**	*steel*	***VHC600***	**58.99**	5
1"	1" - 11½	**2000**	*steel*	***VHC800***	**91.65**	5
1-1/4"	1-1/4" - 11½	**1750**	*steel*	***VHC1000***	**217.19**	1
1-1/2"	1-1/2" - 11½	**1500**	*steel*	***VHC1200***	**300.32**	1
2"	2" - 11½	**1500**	*steel*	***VHC1600***	**571.10**	1
1/4"	1/4" - 18	**2250**	*brass*	***VHC200B***	**28.79**	5
3/8"	3/8" - 18	**2250**	*brass*	***VHC300B***	**37.44**	5
1/2"	1/2" - 14	**2000**	*brass*	***VHC400B***	**54.85**	5



Plugs

Size	NPT Thread	PSI at 70°F	Material	Part #	Price/E	Opt Qty
1/4"	1/4" - 18	**6500**	*steel*	***VHN200***	**$15.75**	5
3/8"	3/8" - 18	**4500**	*steel*	***VHN300***	**19.65**	5
1/2"	1/2" - 14	**4000**	*steel*	***VHN400***	**23.48**	5
3/4"	3/4" - 14	**3500**	*steel*	***VHN600***	**35.20**	5
1"	1" - 11½	**2000**	*steel*	***VHN800***	**56.27**	5
1-1/4"	1-1/4" - 11½	**1750**	*steel*	***VHN1000***	**176.37**	1
1-1/2"	1-1/2" - 11½	**1500**	*steel*	***VHN1200***	**216.59**	1
2"	2" - 11½	**1500**	*steel*	***VHN1600***	**412.88**	1
1/4"	1/4" - 18	**2250**	*brass*	***VHN200B***	**20.52**	5
3/8"	3/8" - 18	**2250**	*brass*	***VHN300B***	**28.79**	5
1/2"	1/2" - 14	**2000**	*brass*	***VHN400B***	**38.30**	5



Dust Plugs

Size	Material	Part #	Price/E	Opt Qty
1/4"	*rubber*	***VHCN002***	**$5.70**	10
3/8"	*rubber*	***VHC003***	**5.70**	10
1/2"	*rubber*	***VHC004***	**6.20**	10
3/4"	*rubber*	***VHC006***	**6.20**	10
1"	*rubber*	***VHC008***	**11.70**	10
1-1/4"	*aluminum*	***VHC010***	**69.00**	10
1-1/2"	*aluminum*	***VHC012***	**141.00**	10
2"	*aluminum*	***VHC016***	**240.00**	10





Dust Caps

Size	Material	Part #	Price/E	Opt Qty
1/4"	*rubber*	***VHCN002***	**$5.70**	10
3/8"	*rubber*	***VHN003***	**5.70**	10
1/2"	*rubber*	***VHN004***	**6.20**	10
3/4"	*rubber*	***VHN006***	**6.20**	10
1"	*rubber*	***VHN008***	**11.70**	10
1-1/4"	*aluminum*	***VHN010***	**85.50**	10
1-1/2"	*aluminum*	***VHN012***	**164.50**	10
2"	*aluminum*	***VHN016***	**205.50**	10





Hydraulic Water-Blast Quick Fittings

- plug mounted sleeve guard protects against accidental disconnection
- smooth bore full-flow design ensures maximum flow with minimal pressure drop
- Steel body components maximize service life by resisting the effects of brinneling and internal erosion.
- Heavy duty knurled sleeve with locking pin provides maximum protection against brinneling and accidental disconnection.

Couplers	Size	NPTF Thread	PSI at 70°F	Material	Part #	Price/E	Opt Qty
	1/2"	3/8" - 18	**10000**	*steel*	***4EAF3***	**$117.98**	25
	1/2"	1/2" - 14	**10000**	*steel*	***4EAF4***	**117.98**	25

Plugs	Size	NPTF Thread	PSI at 70°F	Material	Part #	Price/E	Opt Qty
	1/2"	3/8" - 18	**10000**	*steel*	***EA4F3***	**$25.51**	25
	1/2"	1/2" - 14	**10000**	*steel*	***EA4F4***	**31.91**	25

Hydraulic Suction and Return Line Hose Fittings

- designed and machined for hydraulic suction line applications using SAE100R4 hydraulic hose
- barbs provide easy assembly and maximum gripping action

Stems



male NPTF stem

Hose ID	Male NPTF	*Plated Steel* Part #	Price/E
3/4"	3/4"-14	***188-12***	**$12.90**
1"	1"-11½	***188-16***	**29.25**
1-1/4"	1-1/4"-11½	***188-20***	**55.25**
1-1/2"	1-1/2"-11½	***188-24***	**68.00**
2"	2"-11½	***188-32***	**104.00**



female SAE (JIC) 37° swivel stem

Hose ID	Female SAE	*Plated Steel* Part #	Price/E
3/4"	1-1/16"-12	***688-12***	**$18.00**
1"	1-5/16"-12	***688-16***	**34.50**
1-1/4"	1-5/8"-12	***688-20***	**74.25**
1-1/2"	1-7/8"-12	***688-24***	**81.00**
2"	2-1/2"-12	***688-32***	**171.00**

Note: return line clamps must be used with these fittings.

Clamps

- measure hose OD accurately before ordering clamps
- Torque values for clamps are based on dry bolts.
  The use of lubricant on bolts will adversely effect clamp performance.
- Consult Dixon when using double bolt clamps on helical wire hose.

SAFETY ALERT

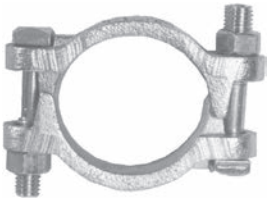

without saddles

Hose ID	Hose OD from	Hose OD to	*Zinc Plated Iron* Part #	Price/E	Opt Qty	Torque in ft. lbs.
3/4"	1-8/64"	1-12/64"	***J48***	**$6.90**	100	15
1"	1-40/64"	1-52/64"	***DL14***	**12.90**	25	40
1-1/4"	1-48/64"	2-3/64"	***DL20***	**12.70**	25	27
1-1/2"	2-7/64"	2-19/64"	***DL24***[1]	**12.70**	25	27
2"	2-20/64"	2-40/64"	***DL32***[1]	**13.70**	25	40

[1] made from investment cast carbon steel

Hydraulic Hose Couplings

Stems

NPTF Size	*Plated Steel* Part #	Price/E
3/8"	***MSC***	**$6.20**
1/2"	***HY4***	**16.00**
3/4"	***MS6***	**9.80**
1"	***HY8***	**23.55**



NPTF Size	*Plated Iron* Part #	Price/E
1-1/4"	***HY10***	**$35.60**
1-1/2"	***HY12***	**40.80**
2"	***HY16***	**46.85**



Note: stems have a collar behind the hex to engage fingers

Clamps

- for use <u>only</u> on 1 wire hydraulic hoses

Size	Hose OD from	Hose OD to	*Plated Iron* Part #	Price/E	Torque in ft. lbs.
3/8"	48/64"	50/64"	***HD1-3***	**$17.20**	12
1/2"	56/64"	60/64"	***HD1-4***	**17.70**	18
3/4"	1-10/64"	1-14/64"	***HD1-6***	**21.65**	18
1"	1-29/64"	1-35/64"	***HD1-8***	**26.10**	36



- for use <u>only</u> on 2 wire hydraulic hoses

Size	Hose OD from	Hose OD to	*Plated Iron* Part #	Price/E	Torque in ft. lbs.
3/8"	52/64"	56/64"	***HD2-3***	**$15.00**	12
1/2"	60/64"	1"	***HD2-4***	**19.60**	18
3/4"	1-14/64"	1-18/64"	***HD2-6***	**19.50**	18
1"	1-33/64"	1-39/64"	***HD2-8***	**30.25**	36



- for use on hydraulic hose with 1, 2 or 4 wire braids or spiral plies

Size	Hose OD from	Hose OD to	*Plated Iron* Part #	Price/E	Torque in ft. lbs.
1-1/4"	1-48/64"	2"	***HD2-9***	**$40.00**	64
1-1/4"	2"	2-8/64"	***HD2-10***	**36.75**	64
1-1/2"	2-12/64"	2-18/64"	***HD2-11***	**36.75**	64
1-1/2"	2-16/64"	2-20/64"	***HD2-12***	**38.50**	64
2"	2-36/64"	2-48/64"	***HD2-15***	**58.30**	90
2"	2-48/64"	2-58/64"	***HD2-16***	**59.40**	90



- for use <u>only</u> on 1 or 2 wire hydraulic hoses
- This clamp *should not* be used on 4 or 6 wire hydraulic hose even when hose falls within recommended ranges.

SAFETY ALERT

Size	Hose OD from	Hose OD to	*Plated Iron* Part #	Price/E	Torque in ft. lbs.
3/8"	50/64"	52/64"	***HRC-037***	**$16.55**	18
1/2"	57/64"	1"	***HRC-050***	**20.60**	18
3/4"	1-16/64"	1-20/64"	***HRC-075***	**17.85**	36
1"	1-37/64"	1-41/64"	***HRC-100***	**21.70**	64
1-1/4"	1-54/64"	1-62/64"	***HRC-125***	**38.85**	90
1-1/2"	2-10/64"	2-18/64"	***HRC-150***	**37.00**	90
2"	2-43/64"	2-52/64"	***HRC-200***	**48.20**	90



Hydraulic Flange Adapters

Flange adapters for hydraulic systems make installation of components easier, especially in applications with limited space. Flanges are constructed with an O-ring seal to eliminate leakage. Flange adapters vary in size and are divided into Code 61 or Code 62. Pressures listed are at 70°F.

Pressure Ratings of SAE Flanges

Code 61 SAE J518-1 / ISO 6162-1

Dash Size	Inch Size	Max Working Pressure		Fastener Torque Value	
		PSI	MPa	Grade 8 UNC (lb-ft)	Grade 10.9 Metric (N-m)
-8	½"	5000	35	24	32
-12	¾"	5000	35	44	70
-16	1"	4600	32	44	70
-20	1¼"	4000	28	68	70
-24	1½"	3000	21	111	130
-32	2"	3000	21	111	130
-40	2½"	2500	17.5	111	130
-48	3"	2300	16	218	295
-56	3½"	500	3.5	218	295
-64	4"	500	3.5	218	295
-80	5"	500	3.5	218	295

Code 62 SAE J518-2 / ISO 6162-2

Dash Size	Inch Size	Max Working Pressure		Fastener Torque Value	
		PSI	MPa	Grade 8 UNC (lb-ft)	Grade 10.9 Metric (N-m)
-8	½"	6000	40	24	32
-12	¾"	6000	40	44	70
-16	1"	6000	40	68	130
-20	1¼"	6000	40	111	130
-24	1½"	6000	40	218	295
-32	2"	6000	40	332	550

Hydraulic 4-Bolt Flanges

- code 61 - standard pressure
- code 62 - high pressure
- bolt kit with Buna O-ring included
- also available in 316L stainless

NPTF port



Port Size	Pad Size	NPTF Thread	Code 61 *Carbon Steel*				Code 62 *Carbon Steel*			
			O-ring Part #	Price/E	Flat Face Part #	Price/E	O-ring Part #	Price/E	Flat Face Part #	Price/E
½"	½"	½"-14	***W43-8-8-U***	**$43.45**	***W104-8-8***	**$54.40**	***W44-8-8-U***	**$67.45**	***W45-8-8***	**$57.60**
¾"	¾"	¾"-14	***W43-12-12-U***	**35.50**	***W104-12-12***	**33.50**	***W44-12-12-U***	**72.45**	***W45-12-12***	**61.10**
1"	1"	1"-11½	***W43-16-16-U***	**39.45**	***W104-16-16***	**36.15**	***W44-16-16-U***	**83.85**	***W45-16-16***	**67.55**
1¼"	1¼"	1¼"-11½	***W43-20-20-U***	**44.50**	***W104-20-20***	**37.70**	***W44-20-20-U***	**105.80**	***W45-20-20***	**87.05**
1½"	1½"	1½"-11½	***W43-24-24-U***	**53.80**	***W104-24-24***	**42.45**	***W44-24-24-U***	**145.05**	***W45-24-24***	**116.30**
2"	2"	2"-11½	***W43-32-32-U***	**69.70**	***W104-32-32***	**58.75**	***W44-32-32-U***	**229.55**	***W45-32-32***	**175.90**
2½"	2½"	2½"-8	***W43-40-40-U***	**97.60**	***W104-40-40***	**92.70**	---	---	---	---
3"	3"	3"-8	***W43-48-48-U***	**144.25**	***W104-48-48***	**127.65**	---	---	---	---

SAE port



Port Size	Pad Size	UN / UNF-2B Thread	Code 61 *Carbon Steel*				Code 62 *Carbon Steel*			
			O-Ring Part #	Price/E	Flat Face Part #	Price/E	O-Ring Part #	Price/E	Flat Face Part #	Price/E
½"	½"	¾"-16	***W46-8-8-U***	**$59.35**	***W106-8-8***	**$54.40**	***W48-8-8-U***	**$67.45**	***W49-8-8***	**$57.60**
¾"	¾"	1-1/16"-12	***W46-12-12-U***	**36.90**	***W106-12-12***	**33.50**	***W48-12-12-U***	**72.45**	***W49-12-12***	**61.10**
1"	1"	1-5/16"-12	***W46-16-16-U***	**37.85**	***W106-16-16***	**36.15**	***W48-16-16-U***	**83.85**	***W49-16-16***	**67.55**
1¼"	1¼"	1-5/8"-12	***W46-20-20-U***	**47.05**	***W106-20-20***	**37.30**	***W48-20-20-U***	**105.80**	***W49-20-20***	**87.05**
1½"	1½"	1-7/8"-12	***W46-24-24-U***	**57.60**	***W106-24-24***	**52.00**	***W48-24-24-U***	**145.05**	***W49-24-24***	**116.30**
2"	2"	2-1/2"-12	***W46-32-32-U*** [1]	**183.95**	***W106-32-32*** [1]	**176.75**	***W48-32-32-U***	**229.55**	***W49-32-32***	**174.25**

[1] 500 PSI maximum for *W46-32-32* and *W106-32-32*

pipe socket weld



Pipe Size	Pad Size	Code 61 *Carbon Steel*				Code 62 *Carbon Steel*			
		O-Ring Part #	Price/E	Flat Face Part #	Price/E	O-Ring Part #	Price/E	Flat Face Part #	Price/E
½"	½"	***W4-8-8-U***	**$43.40**	***W61-8-8***	**$32.90**	***W59-8-8-U***	**$50.95**	***W60-8-8***	**$43.50**
¾"	¾"	***W4-12-12-U***	**40.15**	***W61-12-12***	**30.25**	***W59-12-12-U***	**56.40**	***W60-12-12***	**48.35**
1"	1"	***W4-16-16-U***	**41.70**	***W61-16-16***	**32.20**	***W59-16-16-U***	**71.90**	***W60-16-16***	**59.35**
1¼"	1¼"	***W4-20-20-U***	**49.25**	***W61-20-20***	**36.50**	***W59-20-20-U***	**88.70**	***W60-20-20***	**74.15**
1½"	1½"	***W4-24-24-U***	**62.70**	***W61-24-24***	**49.50**	***W59-24-24-U***	**117.50**	***W60-24-24***	**95.75**
2"	2"	***W4-32-32-U***	**93.10**	***W61-32-32***	**76.50**	***W59-32-32-U***	**178.60**	***W60-32-32***	**131.55**
2½"	2½"	***W4-40-40-U***	**128.10**	***W61-40-40***	**108.00**	***W59-40-40-U***	**418.15**	***W60-40-40***	**334.00**
3"	3"	***W4-48-48-U***	**150.00**	***W61-48-48***	**117.60**	***W59-48-48-U***	**697.35**	***W60-48-48***	**551.30**

Hydraulic Split Flange Kits

- for tube, hose end and split flange adapter connections
- kits include 2 split flange halves, 4 hex head screws and lockwashers, 1 Buna O-ring
- silver trivalent finish for high corrosion resistance
- also available in forged 316L stainless

Flange Size	**Code 61** *Forged Carbon Steel*		**Code 62** *Forged Carbon Steel*	
	Part #	Price/E	Part #	Price/E
½"	***8SFO***	**$17.60**	***8SFXO***	**$28.15**
¾"	***12SFO***	**13.50**	***12SFXO***	**24.15**
1"	***16SFO***	**15.00**	***16SFXO***	**28.15**
1¼"	***20SFO***	**19.00**	***20SFXO***	**39.35**
1½"	***24SFO***	**23.85**	***24SFXO***	**57.50**
2"	***32SFO***	**25.70**	***32SFXO***	**97.20**
2½"	***40SFO***	**41.35**	**---**	**---**
3"	***48SFO***	**69.45**	**---**	**---**



SAE Hydraulic Adapters

straight SAE C61 or C62 x male JIC

Thread	Tube OD	Flange Size	**Code 61** *Carbon Steel*		**Code 62** *Carbon Steel*	
			Part #	Price/E	Part #	Price/E
3/4"-16	½"	½"	***300-8-8***	**$17.10**	**---**	**---**
3/4"-16	½"	¾"	***300-8-12***	**28.25**	**---**	**---**
1-1/16"-12	¾"	¾"	***300-12-12***	**20.50**	***600-12-12***	**$27.25**
1-5/16"-12	1"	¾"	***300-16-12***	**22.30**	***600-16-12***	**30.80**
1-1/16"-12	¾"	1"	***300-12-16***	**23.20**	***600-12-16***	**37.85**
1-5/16"-12	1"	1"	***300-16-16***	**24.55**	***600-16-16***	**32.05**
1-5/8"-12	1¼"	1"	***300-20-16***	**26.95**	***600-20-16***	**44.75**
1-5/16"-12	1"	1¼"	***300-16-20***	**27.85**	***600-16-20***	**39.35**
1-5/8"-12	1¼"	1¼"	***300-20-20***	**30.15**	***600-20-20***	**38.55**
1-7/8"-12	1½"	1¼"	***300-24-20***	**37.15**	***600-24-20***	**47.80**
1-5/8"-12	1¼"	1½"	***300-20-24***	**48.00**	***600-20-24***	**57.20**
1-7/8"-12	1½"	1½"	***300-24-24***	**35.20**	***600-24-24***	**49.30**
2-1/2"-12	2"	1½"	***300-32-24***	**70.20**	***600-32-24***	**66.00**
1-7/8"-12	1½"	2"	***300-24-32***	**58.95**	***600-24-32***	**78.80**
2-1/2"-12	2"	2"	***300-32-32***	**54.95**	***600-32-32***	**78.80**



90° SAE C61 or C62 x male JIC

Thread	Tube OD	Flange Size	**Code 61** *Carbon Steel*		**Code 62** *Carbon Steel*	
			Part #	Price/E	Part #	Price/E
3/4"-16	½"	¾"	***390-8-12***	**$30.50**	**---**	**--**
1-1/16"-12	¾"	¾"	***390-12-12***	**23.60**	***690-12-12***	**$36.20**
1-5/16"-12	1"	¾"	***390-16-12***	**32.60**	***690-16-12***	**43.30**
1-1/16"-12	¾"	1"	***390-12-16***	**33.15**	***690-12-16***	**48.70**
1-5/16"-12	1"	1"	***390-16-16***	**30.20**	***690-16-16***	**40.15**
1-5/8"-12	1¼"	1"	***390-20-16***	**37.50**	***690-20-16***	**46.30**
1-5/16"-12	1"	1¼"	***390-16-20***	**39.20**	***690-16-20***	**54.80**
1-5/8"-12	1¼"	1¼"	***390-20-20***	**40.75**	***690-20-20***	**49.75**
1-5/8"-12	1¼"	1½"	***390-20-24***	**55.40**	***690-20-24***	**72.55**
1-7/8"-12	1½"	1½"	***390-24-24***	**51.60**	***690-24-24***	**68.75**
2-1/2"-12	2"	1½"	***390-32-24***	**70.45**	***690-32-24***	**79.90**
1-7/8"-12	1½"	2"	***390-24-32***	**95.10**	***690-24-32***	**117.35**
2-1/2"-12	2"	2"	***390-32-32***	**93.30**	***690-32-32***	**117.50**



45° SAE C61 or C62 x male JIC

Thread	Tube OD	Flange Size	**Code 61** *Carbon Steel*		**Code 62** *Carbon Steel*	
			Part #	Price/E	Part #	Price/E
1-1/16"-12	¾"	¾"	***340-12-12***	**$24.50**	***640-12-12***	**$35.50**
1-5/16"-12	1"	1"	***340-16-16***	**28.50**	***640-16-16***	**42.75**
1-5/8"-12	1¼"	1¼"	***340-20-20***	**37.50**	***640-20-20***	**48.35**
1-7/8"-12	1½"	1½"	***340-24-24***	**53.50**	***640-24-24***	**62.15**
2-1/2"-12	2"	2"	***340-32-32***	**91.50**	***640-32-32***	**154.45**



SAE O-Ring Fittings

O-ring boss / male pipe adapters



Male SAE O-Ring Boss	Male NPTF Pipe Adapter	*Zinc Plated Steel* Part #	PSI	Price/E
7/16"-20	1/4"-18	***6401-4-4***	5000	**$1.95**
9/16"-18	1/4"-18	***6401-6-4***	4000	**2.00**
9/16"-18	3/8"-18	***6401-6-6***	4000	**2.45**
9/16"-18	1/2"-14	***6401-6-8***	3000	**4.50**
3/4"-16	3/8"-18	***6401-8-6***	3000	**3.00**
3/4"-16	1/2"-14	***6401-8-8***	3000	**2.95**
7/8"-14	1/2"-14	***6401-10-8***	3000	**3.45**
1-1/16"-12	3/4"-14	***6401-12-12***	2500	**5.80**
1-5/16"-12	1"-11½	***6401-16-16***	2000	**9.80**

adjustable O-ring unions



Male O-Ring Boss	Adjustable O-Ring Boss	*Zinc Plated Steel* Part #	PSI	Price/E
7/16"-20	7/16"-20	***6403-4***	4500	**$2.80**
9/16"-18	9/16"-18	***6403-6***	4000	**3.85**
3/4"-16	3/4"-16	***6403-8***	4000	**4.90**
7/8"-14	7/8"-14	***6403-10***	3000	**5.80**
1-1/16"-12	1-1/16"-12	***6403-12***	3000	**10.60**
1-5/16"-12	1-5/16"-12	***6403-16***	2500	**11.80**

- reference SAE 090109
- uses Allen wrench

hollow hex O-ring plugs



Male SAE O-Ring Boss	*Zinc Plated Steel* Part #	PSI	Price/E
7/16"-20	***6408HHP-4***	5000	**$0.85**
9/16"-18	***6408HHP-6***	5000	**1.10**
3/4"-16	***6408HHP-8***	4500	**1.80**
7/8"-14	***6408HHP-10***	3500	**1.95**
1-1/16"-12	***6408HHP-12***	3500	**2.60**
1-5/16"-12	***6408HHP-16***	3000	**3.90**
1-5/8"-12	***6408HHP-20***	2500	**8.15**
1-7/8"-12	***6408HHP-24***	1500	**11.95**
2-1/2"-12	***6408HHP-32***	1500	**20.65**

Flat Face Fittings

male flat face x male NPTF connectors

Male Flat Face	Male NPTF	Zinc Plated Steel Part #	PSI	Price/E
9/16"-18	1/4"-18	***FS2404-4-4***	5000	**$2.05**
11/16"-16	3/8"-18	***FS2404-6-6***	4000	**2.15**
13/16"-16	1/2"-14	***FS2404-8-8***	3000	**3.15**
1 3/16"-12	3/4"-14	***FS2404-12-12***	2500	**8.25**
1 7/16"-12	1"-11½	***FS2404-16-16***	2000	**8.90**



male flat face unions

Male Flat Face	Zinc Plated Steel Part #	PSI	Price/E
9/16"-18	***FS2403-4***	6000	**$1.95**
11/16"-16	***FS2403-6***	6000	**2.90**
13/16"-16	***FS2403-8***	6000	**3.75**
1"-14	***FS2403-10***	6000	**5.00**
1 3/16"-12	***FS2403-12***	6000	**6.70**
1 7/16"-12	***FS2403-16***	6000	**9.55**



male flat face x male SAE O-ring Boss connectors

Male Flat Face	Male SAE O-Ring Boss	Zinc Plated Steel Part #	PSI	Price/E
9/16"-18	7/16"-20	***FS6400-4-4***	5000	**$2.00**
11/16"-16	9/16"-18	***FS6400-6-6***	5000	**2.40**
13/16"-16	3/4"-16	***FS6400-8-8***	4500	**3.00**
1"-14	7/8"-14	***FS6400-10-10***	3500	**3.85**
1 3/16"-12	1 1/16"-12	***FS6400-12-12***	3500	**5.45**
1 7/16"-12	1 5/16"-12	***FS6400-16-16***	3000	**7.90**



male flat face x male NPTF 90° elbows

Male Flat Face	Male NPTF	Zinc Plated Steel Part #	PSI	Price/E
9/16"-18	1/4"-18	***FS2501-4-4***	5000	**$3.35**
11/16"-16	3/8"-18	***FS2501-6-6***	4000	**4.65**
13/16"-16	1/2"-14	***FS2501-8-8***	3000	**6.30**
1 3/16"-12	3/4"-14	***FS2501-12-12***	2500	**10.10**
1 7/16"-12	1"-11½	***FS2501-16-16***	2000	**16.85**



male flat face x female flat face swivel nut 90° elbows

Male Flat Face	Female Flat Face	Zinc Plated Steel Part #	PSI	Price/E
9/16"-18	9/16"-18	***FS6500-4-4***	6000	**$7.45**
11/16"-16	11/16"-16	***FS6500-6-6***	6000	**9.30**
13/16"-16	13/16"-16	***FS6500-8-8***	6000	**11.55**
1"-14	1"-14	***FS6500-10-10***	6000	**14.30**
1 3/16"-12	1 3/16"-12	***FS6500-12-12***	6000	**15.40**
1 7/16"-12	1 7/16"-12	***FS6500-16-16***	6000	**33.70**



Flat Face Fittings



male flat face x male SAE O-ring Boss 90° elbows

Male Flat Face	Male SAE O-ring Boss	*Zinc Plated Steel* Part #	PSI	Price/E
9/16"-18	7/16"-20	***FS6801-4-4***	5000	**$4.35**
11/16"-16	9/16"-18	***FS6801-6-6***	5000	**5.60**
13/16"-16	3/4"-16	***FS6801-8-8***	4500	**6.40**
1"-14	7/8"-14	***FS6801-10-10***	3500	**10.15**
1 3/16"-12	1 1/16"-12	***FS6801-12-12***	3500	**13.55**
1 7/16"-12	1 5/16"-12	***FS6801-16-16***	3000	**19.70**



male flat face x male flat face x male flat face union tees

Male Flat Face	Male Flat Face	Male Flat Face	*Zinc Plated Steel* Part #	PSI	Price/E
9/16"-18	9/16"-18	9/16"-18	***FS2603-4***	6000	**$5.85**
11/16"-16	11/16"-16	11/16"-16	***FS2603-6***	6000	**7.85**
13/16"-16	13/16"-16	13/16"-16	***FS2603-8***	6000	**8.05**
1"-14	1"-14	1"-14	***FS2603-10***	6000	**13.20**
1 3/16"-12	1 3/16"-12	1 3/16"-12	***FS2603-12***	6000	**17.00**
1 7/16"-12	1 7/16"-12	1 7/16"-12	***FS2603-16***	6000	**26.60**



male flat face x female flat face swivel x male flat face run tees

Male Flat Face	Female Flat Face Swivel	Male Flat Face	*Zinc Plated Steel* Part #	PSI	Price/E
9/16"-18	9/16"-18	9/16"-18	***FS6602-4***	4500	**$7.85**
11/16"-16	11/16"-16	11/16"-16	***FS6602-6***	4000	**10.35**
13/16"-16	13/16"-16	13/16"-16	***FS6602-8***	4000	**11.20**
1"-14	1"-14	1"-14	***FS6602-10***	3000	**18.05**
1 3/16"-12	1 3/16"-12	1 3/16"-12	***FS6602-12***	3000	**23.35**
1 7/16"-12	1 7/16"-12	1 7/16"-12	***FS6602-16***	2500	**34.55**



flat face caps

Female Flat Face	*Zinc Plated Steel* Part #	PSI	Price/E
9/16"-18	***FS304C-4***	6000	**$1.95**
11/16"-16	***FS304C-6***	6000	**2.40**
13/16"-16	***FS304C-8***	6000	**2.65**
1"-14	***FS304C-10***	6000	**3.65**
1 3/16"-12	***FS304C-12***	6000	**5.25**
1 7/16"-12	***FS304C-16***	6000	**7.20**



flat face plugs

Male Flat Face	*Zinc Plated Steel* Part #	PSI	Price/E
9/16"-18	***FS2408-4***	6000	**$1.65**
11/16"-16	***FS2408-6***	6000	**1.75**
13/16"-16	***FS2408-8***	6000	**2.20**
1"-14	***FS2408-10***	6000	**3.05**
1 3/16"-12	***FS2408-12***	6000	**4.50**
1 7/16"-12	***FS2408-16***	6000	**6.95**

SAE O-Ring Fittings

O-ring to female pipe adapters

Male SAE O-ring Boss	Female NPTF Pipe	*Zinc Plated Steel* Part #	PSI	Price/E
7/16"-20	1/8"-27	***6405-4-2***	5000	**$2.30**
7/16"-20	1/4"-18	***6405-4-4***	5000	**2.95**
7/16"-20	3/8"-18	***6405-4-6***	4000	**2.70**
9/16"-18	1/4"-18	***6405-6-4***	4000	**2.35**
9/16"-18	3/8"-18	***6405-6-6***	4000	**3.20**
9/16"-18	1/2"-14	***6405-6-8***	3000	**5.90**
3/4"-16	3/8"-18	***6405-8-6***	4000	**3.25**
3/4"-16	1/2"-14	***6405-8-8***	3000	**4.20**
7/8"-14	3/4"-14	***6405-10-12***	2500	**7.70**
7/8"-14	1/2"-14	***6405-10-8***	3000	**4.15**
1-1/16"-12	3/4"-14	***6405-12-12***	2500	**6.65**
1-1/16"-12	1"-11½	***6405-12-16***	2000	**7.45**
1-1/16"-12	1/2"-14	***6405-12-8***	3000	**6.40**
1-5/16"-12	3/4"-14	***6405-16-12***	2500	**7.25**
1-5/16"-12	1"-11½	***6405-16-16***	2000	**9.10**
1-5/16"-12	1-1/4"-11½	***6405-16-20***	1150	**19.10**
1-5/8"-12	1"-11½	***6405-20-16***	2000	**16.00**
1-5/8"-12	1-1/4"-11½	***6405-20-20***	1150	**17.25**



O-ring port reducers

Male SAE O-ring Boss	Female O-ring Port	*Zinc Plated Steel* Part #		Price/E
9/16"-18	7/16"-20	***6410-6-4***	5000	**$2.50**
9/16"-18	3/4"-16	***6410-6-8***	4500	**4.25**
3/4"-16	7/8"-14	***6410-8-10***	3500	**4.30**
3/4"-16	9/16"-18	***6410-8-6***	4500	**3.00**
7/8"-14	1-1/16"-12	***6410-10-12***	3500	**7.30**
7/8"-14	3/4"-16	***6410-10-8***	3500	**4.15**
1-1/16"-12	1-5/16"-12	***6410-12-16***	3000	**13.80**



straight thread branch tees
male 37° flare x male SAE O-ring Boss

SAE 37° Male	SAE O-ring Boss	*Zinc Plated Steel* Part #	PSI	Price/E
7/16"-20	7/16"-20	***6803-4***	5000	**$5.40**
9/16"-18	9/16"-18	***6803-6***	5000	**5.80**
3/4"-16	3/4"-16	***6803-8***	4500	**8.10**
7/8"-14	7/8"-14	***6803-10***	3500	**11.90**
1-1/16"-12	1-1/16"-12	***6803-12***	3500	**17.35**
1-5/16"-12	1-5/16"-12	***6803-16***	3000	**23.15**



Hydraulic Male Plugs



pipe thread

Thread Size	*Zinc Plated Steel*		
	Part #	PSI	Price/E
1/8"-27	***1251-02H***	5000	**$0.50**
1/4"-18	***1251-04H***	5000	**0.85**
3/8"-18	***1251-06H***	4000	**1.50**
1/2"-14	***1251-08H***	3000	**2.45**
3/4"-14	***1251-12H***	2500	**3.80**
1"-11½	***1251-16H***	2000	**7.05**
1-1/4"-11½	***1251-20H***	1150	**8.30**



JIC screw thread

Thread Size	*Zinc Plated Steel*		
	Part #	PSI	Price/E
5/16"-24	***1254-02H***	5000	**$1.55**
7/16"-20	***1254-04H***	5000	**1.15**
9/16"-18	***1254-06H***	5000	**1.20**
3/4"-16	***1254-08H***	4500	**1.40**
7/8"-14	***1254-10H***	3500	**2.75**
1-1/16"-12	***1254-12H***	3500	**2.85**
1-5/16"-12	***1254-16H***	3000	**4.00**
1-5/8"-12	***1254-20H***	2500	**6.80**



SAE O-ring Boss thread

Thread Size	*Zinc Plated Steel*		
	Part #	PSI	Price/E
7/16"-20	***1255-04H***	5000	**$1.00**
9/16"-18	***1255-06H***	5000	**1.10**
3/4"-16	***1255-08H***	4500	**1.65**
7/8"-14	***1255-10H***	3500	**2.05**
1-1/16"-12	***1255-12H***	3500	**2.90**
1-5/16"-12	***1255-16H***	3000	**4.15**
1-5/8"-12	***1255-20H***	2500	**7.05**
1-7/8"-12	***1255-24H***	2000	**12.60**
2-1/2"-12	***1255-32H***	1500	**32.60**

Hydraulic Pipe Swivel Adapters

- Hydraulic pipe swivel adapters are designed to prevent hose stress due to twisting during assembly.
- compact design provides ease of assembly in confining areas
- female NPSM swivel seals on a 30° seat
- male NPTF must have a 30° chamfer to seal

male NPTF x female NPSM swivel nut

Male NPTF	Female NPSM Swivel	*Zinc Plated Steel* Part #	PSI	Price/E
1/8"-27	1/8"-27	***1404-2-2***	5000	**$2.55**
1/8"-27	1/4"-18	***1404-2-4***	4500	**3.10**
1/4"-18	1/4"-18	***1404-4-4***	4500	**2.90**
1/4"-18	3/8"-18	***1404-4-6***	4000	**3.85**
3/8"-18	1/4"-18	***1404-6-4***	4000	**3.90**
3/8"-18	3/8"-18	***1404-6-6***	4000	**3.80**
3/8"-18	1/2"-14	***1404-6-8***	4000	**5.10**
1/2"-14	3/8"-18	***1404-8-6***	3000	**4.90**
1/2"-14	1/2"-14	***1404-8-8***	3000	**4.75**
1/2"-14	3/4"-14	***1404-8-12***	3000	**9.30**
3/4"-14	1/2"-14	***1404-12-8***	2500	**8.80**
3/4"-14	3/4"-14	***1404-12-12***	2500	**8.55**
1"-11½	1"-11½	***1404-16-16***	2000	**11.55**
1-1/4"-11½	1-1/4"-11½	***1404-20-20***	1150	**23.95**
1-1/2"-11½	1-1/2"-11½	***1404-24-24***	1000	**38.25**
2"-11½	2"-11½	***1404-32-32***	1000	**54.15**



female NPTF x female NPSM swivel nut

Female NPTF	Female NPSM Swivel	*Zinc Plated Steel* Part #	PSI	Price/E
1/8"-27	1/8"-27	***1405-2-2***	5000	**$3.55**
1/4"-18	1/4"-18	***1405-4-4***	4500	**3.75**
3/8"-18	1/4"-18	***1405-6-4***	4000	**5.00**
3/8"-18	3/8"-18	***1405-6-6***	4000	**5.55**
3/8"-18	1/2"-14	***1405-6-8***	4000	**6.10**
1/2"-14	1/2"-14	***1405-8-8***	3000	**5.95**
3/4"-14	1/2"-14	***1405-12-8***	2500	**8.05**
3/4"-14	3/4"-14	***1405-12-12***	2500	**10.55**
1"-11½	1"-11½	***1405-16-16***	2000	**16.40**
1-1/4"-11½	1-1/4"-11½	***1405-20-20***	1150	**27.10**
1-1/2"-11½	1-1/2"-11½	***1405-24-24***	1000	**27.50**
2"-11½	2"-11½	***1405-32-32***	1000	**72.25**



45° male NPTF x female NPSM swivel nut

Male NPTF	Female NPSM Swivel	*Zinc Plated Steel* Part #	PSI	Price/E
1/4"-18	1/4"-18	***1503-4-4***	4500	**$4.50**
3/8"-18	3/8"-18	***1503-6-6***	4000	**6.50**
1/2"-14	1/2"-14	***1503-8-8***	3000	**8.65**
3/4"-14	3/4"-14	***1503-12-12***	2500	**10.80**
1"-11½	1"-11½	***1503-16-16***	2000	**16.85**



Hydraulic Pipe Swivel Adapters



90° male NPTF x female NPSM swivel nut

Male NPTF	Female NPSM Swivel	*Zinc Plated Steel* Part #	PSI	Price/E
1/8"-27	1/8"-27	***1501-2-2***	5000	**$4.00**
1/4"-18	1/4"-18	***1501-4-4***	4500	**4.45**
1/4"-18	3/8"-18	***1501-4-6***	4000	**6.20**
3/8"-18	1/4"-18	***1501-6-4***	4000	**6.45**
3/8"-18	3/8"-18	***1501-6-6***	4000	**6.70**
3/8"-18	1/2"-14	***1501-6-8***	4000	**7.45**
1/2"-14	3/8"-18	***1501-8-6***	3000	**6.85**
1/2"-14	1/2"-14	***1501-8-8***	3000	**8.25**
1/2"-14	3/4"-14	***1501-8-12***	3000	**11.85**
3/4"-14	1/2"-14	***1501-12-8***	2500	**12.00**
3/4"-14	3/4"-14	***1501-12-12***	2500	**13.85**
3/4"-14	1"-11½	***1501-12-16***	2000	**21.20**
1"-11½	3/4"-14	***1501-16-12***	2000	**20.80**
1"-11½	1"-11½	***1501-16-16***	2000	**18.20**
1"-11½	1-1/4"-11½	***1501-16-20***	1150	**37.60**
1-1/4"-11½	1-1/4"-11½	***1501-20-20***	1150	**34.15**



90° female NPTF x female NPSM swivel nut

Female NPTF	Female NPSM Swivel	*Zinc Plated Steel* Part #	PSI	Price/E
1/4"-18	1/4"-18	***1502-4-4***	4500	**$6.30**
3/8"-18	3/8"-18	***1502-6-6***	4000	**7.45**
1/2"-14	1/2"-14	***1502-8-8***	3000	**10.35**
3/4"-14	3/4"-14	***1502-12-12***	2500	**12.45**
1"-11½	1"-11½	***1502-16-16***	2000	**21.55**



90° SAE O-ring Boss x female NPSM swivel nut

Male SAE O-Ring Boss	Female NPSM Swivel	*Zinc Plated Steel* Part #	PSI	Price/E
7/16"-20	1/4"-18	***6901-4-4***	4500	**$5.20**
7/16"-20	3/8"-18	***6901-4-6***	4000	**7.80**
9/16"-18	1/4"-18	***6901-6-4***	4000	**6.10**
9/16"-18	3/8"-18	***6901-6-6***	4000	**6.35**
9/16"-18	1/2"-14	***6901-6-8***	4000	**9.55**
3/4"-16	3/4"-14	***6901-8-12***	3000	**14.45**
3/4"-16	3/8"-18	***6901-8-6***	3500	**7.80**
3/4"-16	1/2"-14	***6901-8-8***	4000	**8.30**
7/8"-14	3/4"-14	***6901-10-12***	3000	**17.35**
7/8"-14	1/2"-14	***6901-10-8***	3500	**10.00**
1-1/16"-12	3/4"-14	***6901-12-12***	3000	**14.60**
1-1/16"-12	1"-11½	***6901-12-16***	2500	**20.45**
1-1/16"-12	1/2"-14	***6901-12-8***	3500	**15.30**
1-5/16"-12	3/4"-14	***6901-16-12***	3000	**22.70**
1-5/16"-12	1"-11½	***6901-16-16***	2500	**20.80**
1-5/16"-12	1-1/4"-11½	***6901-16-20***	2000	**42.00**
1-5/8"-12	1-1/4"-11½	***6901-20-20***	2000	**39.90**



female 37° swivel x female NPTF pipe

SAE 37° Female Swivel	Female NPTF	*Zinc Plated Steel* Part #	PSI	Price/E
7/16"-20	1/4"-18	***6506-4-4***	4500	**$4.90**
7/16"-20	3/8"-18	***6506-4-6***	4000	**6.65**
9/16"-18	1/4"-18	***6506-6-4***	4000	**6.35**
9/16"-18	3/8"-18	***6506-6-6***	4000	**6.45**
3/4"-16	1/2"-14	***6506-8-8***	3000	**6.95**
7/8"-14	1/2"-14	***6506-10-8***	3000	**10.50**
1 1/16"-12	3/4"-14	***6506-12-12***	2500	**10.85**
1 5/16"-12	1" 11 1/2	***6506-16-16***	2000	**15.25**

Hydraulic Pipe Fittings

male SAE screw thread x male SAE screw thread

SAE Screw Thread	SAE Screw Thread	*Zinc Plated Steel* Part #	PSI	Price/E
7/16"-20	7/16"-20	***1204-04-04***	5000	**$1.20**
9/16"-18	9/16"-18	***1204-06-06***	5000	**1.60**
3/4"-16	7/16"-20	***1204-08-04***	4500	**3.15**
3/4"-16	3/4"-16	***1204-08-08***	4500	**2.35**
7/8"-14	3/4"-16	***1204-10-08***	3500	**3.80**
7/8"-14	7/8"-14	***1204-10-10***	3500	**4.05**
1-1/16"-12	3/4"-16	***1204-12-08***	3500	**5.05**
1-1/16"-12	7/8"-14	***1204-12-10***	3500	**4.95**
1-1/16"-12	1-1/16"-12	***1204-12-12***	3500	**4.15**
1-5/16"-12	1-1/16"-12	***1204-16-12***	3000	**9.05**
1-5/16"-12	1-5/16"-12	***1204-16-16***	3000	**7.55**



male SAE screw thread x male SAE O-ring Boss thread

SAE Screw Thread	SAE O-ring Boss Thread	*Zinc Plated Steel* Part #	PSI	Price/E
7/16"-20	7/16"-20	***1231-04-04***	5000	**$1.35**
7/16"-20	9/16"-18	***1231-04-06***	5000	**1.55**
7/16"-20	3/4"-16	***1231-04-08***	4500	**2.45**
9/16"-18	7/16"-20	***1231-06-04***	5000	**1.60**
9/16"-18	9/16"-18	***1231-06-06***	5000	**1.65**
9/16"-18	3/4"-16	***1231-06-08***	4500	**2.05**
9/16"-18	7/8"-14	***1231-06-10***	3500	**3.00**
3/4"-16	9/16"-18	***1231-08-06***	4500	**2.50**
3/4"-16	3/4"-16	***1231-08-08***	4500	**2.25**
3/4"-16	7/8"-14	***1231-08-10***	3500	**2.85**
3/4"-16	1-1/16"-12	***1231-08-12***	3500	**4.10**
7/8"-14	3/4"-16	***1231-10-08***	3500	**3.25**
7/8"-14	7/8"-14	***1231-10-10***	3500	**3.00**
7/8"-14	1-1/16"-12	***1231-10-12***	3500	**4.10**
1-1/16"-12	7/8"-14	***1231-12-10***	3500	**4.30**
1-1/16"-12	1-1/16"-12	***1231-12-12***	3500	**4.50**
1-1/16"-12	1-5/16"-12	***1231-12-16***	3000	**6.75**
1-5/16"-12	1-1/16"-12	***1231-16-12***	3000	**5.45**
1-5/16"-12	1-5/16"-12	***1231-16-16***	3000	**6.45**
1-5/16"-12	1-5/8"-12	***1231-16-20***	2500	**11.35**
1-5/8"-12	1-5/16"-12	***1231-20-16***	2500	**13.30**



45° male SAE O-ring Boss thread x male SAE screw thread

SAE O-Ring Boss Thread	SAE Screw Thread	*Zinc Plated Steel* Part #	PSI	Price/E
7/16"-20	7/16"-20	***1240-04-04***	5000	**$3.75**
9/16"-18	9/16"-18	***1240-06-06***	5000	**4.20**
9/16"-18	3/4"-16	***1240-06-08***	4500	**6.25**
3/4"-16	9/16"-18	***1240-08-06***	4500	**7.10**
3/4"-16	3/4"-16	***1240-08-08***	4500	**6.20**
3/4"-16	7/8"-14	***1240-08-10***	3500	**9.00**
7/8"-14	3/4"-16	***1240-10-08***	3500	**7.45**
7/8"-14	7/8"-14	***1240-10-10***	3500	**7.95**
7/8"-14	1-1/16"-12	***1240-10-12***	3500	**11.40**
1-1/16"-12	7/8"-14	***1240-12-10***	3500	**10.45**
1-1/16"-12	1-1/16"-12	***1240-12-12***	3500	**10.65**
1-5/16"-12	1-5/16"-12	***1240-12-16***	3000	**16.45**
1-5/16"-12	1-5/16"-12	***1240-16-16***	3000	**15.25**
1-5/16"-12	1-5/16"-12	***1240-20-16***	2500	**35.00**
1-5/8"-12	1-5/8"-12	***1240-20-20***	2500	**34.85**



Hydraulic Pipe Fittings

90° male SAE screw thread x male SAE screw thread



SAE Screw Thread	SAE Screw Thread	Zinc Plated Steel Part #	PSI	Price/E
7/16"-20	7/16"-20	***1234-04-04***	5000	**$2.45**
9/16"-18	9/16"-18	***1234-06-06***	5000	**3.30**
3/4"-16	3/4"-16	***1234-08-08***	4500	**4.45**
7/8"-14	7/8"-14	***1234-10-10***	3500	**6.20**
1-1/16"-12	1-1/16"-12	***1234-12-12***	3500	**8.60**
1-5/16"-12	1-5/16"-12	***1234-16-16***	3000	**13.05**
1-5/8"-12	1-5/8"-12	***1234-20-20***	2500	**25.40**

90° male SAE O-ring Boss thread x male SAE screw thread



SAE O-ring Boss Thread	SAE Screw Thread	Zinc Plated Steel Part #	PSI	Price/E
7/16"-20	7/16"-20	***1238-04-04***	5000	**$3.40**
7/16"-20	9/16"-18	***1238-04-06***	5000	**4.00**
9/16"-18	7/16"-20	***1238-06-04***	5000	**3.90**
9/16"-18	9/16"-18	***1238-06-06***	5000	**3.45**
3/4"-16	9/16"-18	***1238-08-06***	4500	**5.90**
3/4"-16	3/4"-16	***1238-08-08***	4500	**5.10**
3/4"-16	7/8"-14	***1238-08-10***	3500	**7.75**
7/8"-14	3/4"-16	***1238-10-08***	3500	**7.45**
7/8"-14	7/8"-14	***1238-10-10***	3500	**8.00**
7/8"-14	1-1/16"-12	***1238-10-12***	3500	**9.70**
1-1/16"-12	7/8"-14	***1238-12-10***	3500	**10.35**
1-1/16"-12	1-1/16"-12	***1238-12-12***	3500	**10.10**
1-1/16"-12	1-5/16"-12	***1238-12-16***	3000	**15.35**
1-5/16"-16	1-1/16"-12	***1238-16-12***	3000	**16.55**
1-5/16"-12	1-5/16"-12	***1238-16-16***	3000	**15.35**
1-5/8"-12	1-5/16"-12	***1238-20-16***	2500	**31.15**
1-5/8"-12	1-5/8"-12	***1238-20-20***	2500	**27.05**
1-7/8"-12	1-7/8"-12	***1238-24-24***	2000	**43.00**

New

female NPTF hex pipe couplings

- reference SAE 140138



Female NPTF Pipe	Female NPTF Pipe	Zinc Plated Steel Part #	PSI	Price/E
1/8"-27	1/8"-27	***5000-2***	5000	**$1.60**
1/4"-18	1/4"-18	***5000-4***	5000	**2.00**
3/8"-18	3/8"-18	***5000-6***	4000	**2.45**
3/8"-18	1/4"-18	***5000-6-4***	4000	**2.65**
1/2"-14	1/2"-14	***5000-8***	3000	**3.40**
1/2"-14	3/8"-18	***5000-8-6***	3000	**3.70**
3/4"-14	3/4"-14	***5000-12***	2500	**4.45**
1"-11½	1"-11½	***5000-16***	2000	**8.75**
1"-11½	3/4"-14	***5000-16-12***	2000	**9.30**
1-1/4"-11½	1-1/4"-11½	***5000-20***	1150	**20.70**

male NPTF hex pipe nipples

- reference SAE 140137



Male NPTF Pipe	Male NPTF Pipe	Zinc Plated Steel Part #	PSI	Price/E
1/8"-27	1/8"-27	***5404-2***	5000	**$1.15**
1/4"-18	1/4"-18	***5404-4***	5000	**1.35**
3/8"-18	3/8"-18	***5404-6***	4000	**2.00**
3/8"-18	1/4"-18	***5404-6-4***	4000	**1.90**
1/2"-14	1/2"-14	***5404-8***	3000	**2.60**
1/2"-14	3/8"-18	***5404-8-6***	3000	**2.50**
3/4"-14	3/4"-14	***5404-12***	2500	**4.05**
3/4"-14	1/2"-14	***5404-12-8***	2500	**3.80**
1"-11½	1"-11½	***5404-16***	2000	**6.35**
1"-11½	3/4"-14	***5404-16-12***	2000	**6.00**
1-1/4"-11½	1-1/4"-11½	***5404-20***	1150	**14.10**

Hydraulic Pipe Fittings

male NPTF x female NPTF hex reducer bushings

Male NPTF Pipe	Female NPTF Pipe	*Zinc Plated Steel* Part #	PSI	Price/E
1/4"-18	1/8"-27	***5406-4-2***	5000	**$1.45**
3/8"-18	1/8"-27	***5406-6-2***	4000	**1.60**
3/8"-18	1/4"-18	***5406-6-4***	4000	**1.60**
1/2"-14	1/8"-27	***5406-8-2***	3000	**2.60**
1/2"-14	1/4"-18	***5406-8-4***	3000	**2.55**
1/2"-14	3/8"-18	***5406-8-6***	3000	**2.55**
3/4"-14	1/8"-27	***5406-12-2***	2500	**4.35**
3/4"-14	1/4"-18	***5406-12-4***	2500	**4.20**
3/4"-14	3/8"-18	***5406-12-6***	2500	**3.85**
3/4"-14	1/2"-14	***5406-12-8***	2500	**3.85**
1"-11½	1/4"-18	***5406-16-4***	2000	**7.50**
1"-11½	3/8"-18	***5406-16-6***	2000	**7.50**
1"-11½	1/2"-14	***5406-16-8***	2000	**7.25**
1"-11½	3/4"-14	***5406-16-12***	2000	**7.25**
1-1/4"-11½	3/8"-18	***5406-20-6***	1150	**14.75**
1-1/4"-11½	1/2"-14	***5406-20-8***	1150	**14.75**
1-1/4"-11½	3/4"-14	***5406-20-12***	1150	**14.75**
1-1/4"-11½	1"-11½	***5406-20-16***	1150	**13.90**
1-1/2"-11½	1/2"-14	***5406-24-8***	1000	**21.05**
1-1/2"-11½	3/4"-14	***5406-24-12***	1000	**16.80**
1-1/2"-11½	1"-11½	***5406-24-16***	1000	**16.80**
1-1/2"-11½	1-1/4"-11½	***5406-24-20***	1000	**18.10**
2"-11½"	1/2"-14	***5406-32-8***	1000	**66.25**
2"-11½"	3/4"-14	***5406-32-12***	1000	**37.35**
2"-11½"	1"-11½	***5406-32-16***	1000	**37.35**
2"-11½"	1-1/4"-11½	***5406-32-20***	1000	**37.35**
2"-11½"	1-1/2"-11½	***5406-32-24***	1000	**37.35**



female NPTF hex pipe caps

Female NPTF Pipe	*Zinc Plated Steel* Part #	PSI	Price/E
1/8"-27	***5406C-2***	5000	**$1.45**
1/4"-18	***5406C-4***	5000	**1.85**
3/8"-18	***5406C-6***	4000	**2.65**
1/2"-14	***5406C-8***	3000	**4.20**
3/4"-14	***5406C-12***	2500	**6.35**
1"-11½	***5406C-16***	2000	**9.65**
1-1/4"-11½	***5406C-20***	1150	**49.15**
1-1/2"-11½	***5406C-24***	1000	**66.60**



male NPTF x female NPTF 90° street elbows

- reference 140239

Male NPTF Pipe	Female NPTF Pipe	*Zinc Plated Steel* Part #	PSI	Price/E
1/4"-18	1/4"-18	***5502-4***	5000	**$5.55**
3/8"-18	3/8"-18	***5502-6***	4000	**6.45**
1/2"-14	1/2"-14	***5502-8***	3000	**7.35**
3/4"-14	3/4"-14	***5502-12***	2500	**10.35**
1"-11½	1"-11½	***5502-16***	2000	**16.70**
1-1/4"-11½	1-1/4"-11½	***5502-20***	1150	**23.70**



male NPTF x female NPTF run tees

- reference 140424

Male NPTF Pipe	Female NPTF Pipe	*Zinc Plated Steel* Part #	PSI	Price/E
1/8"-27	1/8"-27	***5602-2***	5000	**$4.60**
1/4"-18	1/4"-18	***5602-4***	5000	**5.70**
3/8"-18	3/8"-18	***5602-6***	4000	**10.35**
1/2"-14	1/2"-14	***5602-8***	3000	**13.50**
3/4"-14	3/4"-14	***5602-12***	2500	**16.95**
1"-11½	1"-11½	***5602-16***	2000	**30.25**
1-1/4"-11½	1-1/4"-11½	***5602-20***	1150	**44.85**
1-1/2"-11½	1-1/2"-11½	***5602-24***	1000	**279.95**



Hydraulic Pipe Fittings

female NPTF pipe tees



- reference 140438

Female NPTF Pipe	Female NPTF Pipe	*Zinc Plated Steel* Part #	PSI	Price/E
1/4"-18	1/4"-18	***5605-4***	5000	**$8.45**
3/8"-18	3/8"-18	***5605-6***	4000	**10.35**
1/2"-14	1/2"-14	***5605-8***	3000	**11.60**
3/4"-14	3/4"-14	***5605-12***	2500	**17.30**
1"-11½	1"-11½	***5605-16***	2000	**27.45**

90° male pipe elbows



Male NPTF Pipe	Male NPTF Pipe	*Zinc Plated Steel* Part #	PSI	Price/E
1/4"-18	1/4"-18	***5500-4***	5000	**$3.45**
3/8"-18	3/8"-18	***5500-6***	4000	**4.25**
1/2"-14	1/2"-14	***5500-8***	3000	**6.05**
3/4"-14	3/4"-14	***5500-12***	2500	**10.00**
1"-11½	1"-11½	***5500-16***	2000	**12.55**

90° female pipe elbows



Female NPTF Pipe	Female NPTF Pipe	*Zinc Plated Steel* Part #	PSI	Price/E
1/4"-18	1/4"-18	***5504-4***	5000	**$3.15**
3/8"-18	3/8"-18	***5504-6***	4000	**4.75**
1/2"-14	1/2"-14	***5504-8***	3000	**7.80**
3/4"-14	3/4"-14	***5504-12***	2500	**11.50**
1"-11 1/2	1"-11 1/2	***5504-16***	2000	**18.65**

male pipe tees



Male NPTF Pipe	*Zinc Plated Steel* Part #	PSI	Price/E
1/4"-18	***5600-4***	5000	**$5.90**
3/8"-18	***5600-6***	4000	**10.45**
1/2"-14	***5600-8***	3000	**12.95**
3/4"-14	***5600-12***	2500	**16.20**
1"-11½	***5600-16***	2000	**23.50**

pipe tees



Male NPTF Pipe	Female NPTF Pipe	*Zinc Plated Steel* Part #	PSI	Price/E
1/4"-18	1/4"-18	***5601-4***	5000	**$8.30**
3/8"-18	3/8"-18	***5601-6***	4000	**10.20**
1/2"-14	1/2"-14	***5601-8***	3000	**12.70**
3/4"-14	3/4"-14	***5601-12***	2500	**20.55**
1"-11½	1"-11½	***5601-16***	2000	**32.05**

branch tees



Female NPTF Pipe	Male NPTF Pipe	*Zinc Plated Steel* Part #	PSI	Price/E
1/4"-18	1/4"-18	***5604-4***	5000	**$7.00**
3/8"-18	3/8"-18	***5604-6***	4000	**9.95**
1/2"-14	1/2"-14	***5604-8***	3000	**13.55**
3/4"-14	3/4"-14	***5604-12***	2500	**18.60**
1"-11½	1"-11½	***5604-16***	2000	**29.95**

Hydraulic 37° JIC Adapters

male 37° flare x male NPTF

Male 37° Flare	Male NPTF	*Zinc Plated Steel* Part #	PSI	Price/E
7/16"-20	1/8"-27	***2404-4-2***	4500	**$1.20**
7/16"-20	1/4"-18	***2404-4-4***	4500	**1.55**
7/16"-20	3/8"-18	***2404-4-6***	4000	**2.05**
7/16"-20	1/2"-18	***2404-4-8***	3000	**4.95**
9/16"-18	1/8"-27	***2404-6-2***	4000	**1.75**
9/16"-18	1/4"-18	***2404-6-4***	4000	**1.55**
9/16"-18	3/8"-18	***2404-6-6***	4000	**2.10**
9/16"-18	1/2"-14	***2404-6-8***	3000	**2.45**
3/4"-16	1/4"-18	***2404-8-4***	4000	**2.25**
3/4"-16	3/8"-18	***2404-8-6***	4000	**2.25**
3/4"-16	1/2"-14	***2404-8-8***	3000	**2.55**
3/4"-16	3/4"-14	***2404-8-12***	2500	**4.20**
7/8"-14	1/2"-14	***2404-10-8***	3000	**2.75**
7/8"-14	3/4"-14	***2404-10-12***	2500	**4.05**
1-1/16"-12	1/2"-14	***2404-12-8***	3000	**5.35**
1-1/16"-12	3/4"-14	***2404-12-12***	2500	**4.20**
1-1/16"-12	1"-11½	***2404-12-16***	2000	**6.15**
1-5/16"-12	3/4"-14	***2404-16-12***	2500	**8.80**
1-5/16"-12	1"-11½	***2404-16-16***	2000	**6.25**



male 37° flare x female NPTF

Male 37° Flare	Female NPTF	*Zinc Plated Steel* Part #	PSI	Price/E
7/16"-20	1/8"-27	***2405-4-2***	4500	**$2.40**
7/16"-20	1/4"-18	***2405-4-4***	4500	**2.95**
9/16"-18	1/4"-18	***2405-6-4***	4000	**3.05**
9/16"-18	3/8"-18	***2405-6-6***	4000	**3.00**
9/16"-18	1/2"-14	***2405-6-8***	3000	**4.50**
3/4"-16	3/8"-18	***2405-8-6***	4000	**3.80**
3/4"-16	1/2"-14	***2405-8-8***	3000	**4.20**
3/4"-16	3/4"-14	***2405-8-12***	2500	**13.35**
7/8"-14	1/2"-14	***2405-10-8***	3000	**5.95**
1-1/16"-12	3/4"-14	***2405-12-12***	2500	**6.65**
1-1/16"-12	1"-11½	***2405-12-16***	2000	**20.80**
1-5/16"-12	1"-11½	***2405-16-16***	2000	**9.15**



45° male 37° flare x male NPTF

Male 37° Flare	Male NPTF	*Zinc Plated Steel* Part #	PSI	Price/E
7/16"-20	1/8"-27	***2503-4-2***	4500	**$2.90**
7/16"-20	1/4"-18	***2503-4-4***	4500	**3.15**
9/16"-18	1/4"-18	***2503-6-4***	4000	**3.40**
9/16"-18	3/8"-18	***2503-6-6***	4000	**3.90**
3/4"-16	1/4"-18	***2503-8-4***	4000	**4.75**
3/4"-16	3/8"-18	***2503-8-6***	4000	**4.70**
3/4"-16	1/2"-14	***2503-8-8***	3000	**5.00**
7/8"-14	1/2"-14	***2503-10-8***	3000	**6.55**
7/8"-14	3/4"-14	***2503-10-12***	2500	**7.65**
1-1/16"-12	3/4"-14	***2503-12-12***	2500	**8.00**
1-5/16"-12	1"-11½	***2503-16-16***	2000	**14.10**



Hydraulic 37° JIC Adapters



90° male 37° flare x male NPTF

Male 37° Flare	Male NPTF	*Zinc Plated Steel* Part #	PSI	Price/E
7/16"-20	1/8"-27	***2501-4-2***	4500	**$3.15**
7/16"-20	1/4"-18	***2501-4-4***	4500	**3.05**
7/16"-20	3/8"-18	***2501-4-6***	4000	**4.10**
9/16"-18	1/4"-18	***2501-6-4***	4000	**2.80**
9/16"-18	1/8"-27	***2501-6-2***	4000	**3.75**
9/16"-18	3/8"-18	***2501-6-6***	4000	**3.90**
9/16"-18	1/2"-14	***2501-6-8***	3000	**4.80**
3/4"-16	1/4"-18	***2501-8-4***	4000	**5.70**
3/4"-16	3/8"-18	***2501-8-6***	4000	**4.90**
3/4"-16	1/2"-14	***2501-8-8***	3000	**5.25**
3/4"-16	3/4"-14	***2501-8-12***	2500	**7.80**
7/8"-14	1/2"-14	***2501-10-8***	3000	**6.25**
7/8"-14	3/4"-14	***2501-10-12***	2500	**8.10**
1-1/16"-12	1/2"-14	***2501-12-8***	3000	**8.10**
1-1/16"-12	3/4"-14	***2501-12-12***	2500	**8.65**
1-5/16"-12	3/4"-14	***2501-16-12***	2500	**12.40**
1-5/16"-12	1"-11½	***2501-16-16***	2000	**12.00**

Hydraulic Female 37° Swivel Adapters



45° swivel elbow
male 37° flare x female 37° swivel

SAE 37° Male	SAE 37° Female Swivel	*Zinc Plated Steel* Part #	PSI	Price/E
7/16"-20	7/16"-20	***6502-4***	4500	**$3.90**
9/16"-18	9/16"-18	***6502-6***	4000	**4.30**
3/4"-16	3/4"-16	***6502-8***	4000	**4.90**
7/8"-14	7/8"-14	***6502-10***	3000	**9.15**
1 1/16"-12	1 1/16"-12	***6502-12***	3000	**10.40**
1 5/16"-12	1 5/16"-12	***6502-16***	2500	**16.95**
1 5/8"-12	1 5/8"-12	***6502-20***	2000	**35.00**



swivel branch tees
male 37° flare x female 37° swivel

SAE 37° Male	SAE 37° Female Swivel	*Zinc Plated Steel* Part #	PSI	Price/E
7/16"-20	7/16"-20	***6600-4***	4500	**$5.70**
9/16"-18	9/16"-18	***6600-6***	4000	**5.90**
3/4"-16	3/4"-16	***6600-8***	4000	**7.85**
1 1/16"-12	1 1/16"-12	***6600-12***	3000	**15.85**
1 5/16"-12	1 5/16"-12	***6600-16***	2500	**25.85**

37° Flare Tube Fittings

- reference SAE 070112

JIC caps

JIC Cap Nut	Tube OD	Zinc Plated Steel		
		Part #	PSI	Price/E
5/16"-24	1/8"	***0304C-2***	5000	**$1.55**
7/16"-20	1/4"	***0304C-4***	5000	**0.85**
9/16"-18	3/8"	***0304C-6***	5000	**0.95**
3/4"-16	1/2"	***0304C-8***	4500	**1.35**
7/8"-14	5/8"	***0304C-10***	3500	**1.65**
1-1/16"-12	3/4"	***0304C-12***	3500	**2.45**
1-5/16"-12	1"	***0304C-16***	3000	**3.55**
1-5/8"-12	1-1/4"	***0304C-20***	2500	**7.10**
1-7/8"-12	1-1/2"	***0304C-24***	2000	**15.85**
2-1/2"-12	2"	***0304C-32***	1500	**24.10**



- reference SAE 070118

bulkhead lock nuts

Bulkhead Lock Nut	Tube OD	Zinc Plated Steel		
		Part #	PSI	Price/E
7/16"-20	1/4"	***0306-4***	5000	**$0.55**
9/16"-18	3/8"	***0306-6***	5000	**0.60**
3/4"-16	1/2"	***0306-8***	4500	**0.85**
7/8"-14	5/8"	***0306-10***	3500	**0.95**
1-1/16"-12	3/4"	***0306-12***	3500	**1.45**
1-5/16"-12	1"	***0306-16***	3000	**2.05**



- reference SAE070425

male 37° flare x male NPTF branch tees

Male 37° Flare (2)	Male NPTF Pipe	Zinc Plated Steel		
		Part #	PSI	Price/E
7/16"-20	1/4"-18	***2601-4-4-4***	5000	**$5.40**
9/16"-18	3/8"-18	***2601-6-6-6***	4000	**7.10**
9/16"-18	1/4"-18	***2601-6-6-4***	5000	**4.75**
3/4"-16	1/2"-14	***2601-8-8-8***	3000	**8.55**
7/8"-14	1/2"-14	***2601-10-10-8***	3000	**9.70**
1-1/16"-12	3/4"-14	***2601-12-12-12***	2500	**13.40**
1-5/16"-12	1"-11½	***2601-16-16-16***	2000	**21.45**



- reference SAE 070401

union tees

Male 37° Flare	Zinc Plated Steel		
	Part #	PSI	Price/E
7/16"-20	***2603-4***	5000	**$4.75**
9/16"-18	***2603-6***	5000	**4.35**
3/4"-16	***2603-8***	4500	**7.10**
7/8"-14	***2603-10***	3500	**9.75**
1-1/16"-12	***2603-12***	3500	**13.35**
1-5/16"-12	***2603-16***	3000	**19.10**



tube nuts

JIC 37°	Zinc Plated Steel		
	Part #	PSI	Price/E
7/16"-20	***0318-4***	5000	**$0.85**
9/16"-18	***0318-6***	5000	**1.05**
3/4"-16	***0318-8***	4500	**1.55**
7/8"-14	***0318-10***	3500	**1.90**
1-1/16"-12	***0318-12***	3500	**2.55**
1-5/16"-12	***0318-16***	3000	**3.45**



tube sleeves

JIC 37°	Zinc Plated Steel		
	Part #	PSI	Price/E
7/16"-20	***0319-4***	5000	**$0.55**
9/16"-18	***0319-6***	5000	**0.70**
3/4"-16	***0319-8***	4500	**0.80**
7/8"-14	***0319-10***	3500	**1.05**
1-1/16"-12	***0319-12***	3500	**1.35**
1-5/16"-12	***0319-16***	3000	**2.45**



37° Flare Bulkhead Fittings



- reference SAE 070601

bulkhead union with lock nut

Male 37° Flare	*Zinc Plated Steel*		
	Part #	PSI	Price/E
7/16"-20	***2700LN-4***	5000	**$3.40**
9/16"-18	***2700LN-6***	5000	**3.70**
3/4"-16	***2700LN-8***	4500	**5.65**
7/8"-14	***2700LN-10***	3500	**7.45**
1-1/16"-12	***2700LN-12***	3500	**9.60**
1-5/16"-12	***2700LN-16***	3000	**13.65**



- reference SAE 070701

90° bulkhead elbow with lock nut

Male 37° Flare	*Zinc Plated Steel*		
	Part #	PSI	Price/E
7/16"-20	***2701LN-4***	5000	**$4.50**
9/16"-18	***2701LN-6***	5000	**5.35**
3/4"-16	***2701LN-8***	4500	**8.80**
7/8"-14	***2701LN-10***	3500	**12.45**
1-1/16"-12	***2701LN-12***	3500	**13.85**
1-5/16"-12	***2701LN-16***	3000	**19.65**

Female 37° Swivel Fittings



- reference SAE 070221

male 37° flare x female 37° swivel 90° elbows

Male 37° Flare	Female 37° Swivel	*Zinc Plated Steel*		
		Part #	PSI	Price/E
7/16"-20	7/16"-20	***6500-4***	5000	**$3.25**
9/16"-18	9/16"-18	***6500-6***	5000	**3.65**
9/16"-18	7/16"-20	***6500-6-4***	5000	**5.40**
9/16"-18	3/4"-16	***6500-6-8***	4500	**5.90**
3/4"-16	3/4"-16	***6500-8***	4500	**5.55**
3/4"-16	7/8"-14	***6500-8-10***	3500	**9.10**
3/4"-16	9/16"-18	***6500-8-6***	4500	**6.10**
7/8"-14	7/8"-14	***6500-10***	3500	**7.30**
1-1/16"-12	1-1/16"-12	***6500-12***	3500	**9.75**
1-1/16"-12	7/8"-14	***6500-12-10***	3500	**11.65**
1-5/16"-12	1-5/16"-12	***6500-16***	3000	**17.25**
1-5/8"-12	1-5/8"-12	***6500-20***	2500	**35.55**



- reference SAE 070432

male 37° flare x female 37° swivel run tees

Male 37° Flare	Female 37° Swivel	*Zinc Plated Steel*		
		Part #	PSI	Price/E
7/16"-20	7/16"-20	***6602-4***	4500	**$5.95**
9/16"-18	9/16"-18	***6602-6***	4000	**6.45**
3/4"-16	3/4"-16	***6602-8***	4000	**8.75**
7/8"-14	7/8"-14	***6602-10***	3000	**12.80**
1-1/16"-12	1-1/16"-12	***6602-12***	3000	**15.30**
1-5/16"-12	1-5/16"-12	***6602-16***	2500	**26.15**
1-5/8"-12	1-5/8"-12	***6602-20***	2000	**54.65**

Metric Thread Adapters

male 37° flare x male metric parallel thread

SAE 37° Male	Male Metric Thread	*Zinc Plated Steel* Part #	Price/E
7/16"-20	M10X1.0	***M7400-4-10***	**$7.30**
7/16"-20	M12X1.5	***M7400-4-12***	**8.65**
9/16"-18	M14X1.5	***M7400-6-14***	**9.15**
9/16"-18	M16X1.5	***M7400-6-16***	**11.05**
3/4"-16	M16X1.5	***M7400-8-16***	**11.55**
3/4"-16	M18X1.5	***M7400-8-18***	**11.95**
1-1/16"-12	M22X1.5	***M7400-12-22***	**18.30**
1-1/16"-12	M27X2.0	***M7400-12-27***	**20.65**
1-5/16"-12	M33X2.0	***M7400-16-33***	**27.95**



female NPTF pipe x male metric parallel thread

Female NPTF	Male Metric Thread	*Zinc Plated Steel* Part #	Price/E
1/4"-18	M12X1.5	***M7455-4-12***	**$11.55**
1/4"-18	M14X1.5	***M7455-4-14***	**12.55**
3/8"-18	M16X1.5	***M7455-6-16***	**13.15**
3/8"-18	M18X1.5	***M7455-6-18***	**13.65**
1/2"-14	M16X1.5	***M7455-8-16***	**15.35**
1/2"-14	M18X1.5	***M7455-8-18***	**15.70**
1/2"-14	M22X1.5	***M7455-8-22***	**16.50**
3/4"-14	M27X2.0	***M7455-12-27***	**23.20**
1"-11 1/2	M33X2.0	***M7455-16-33***	**32.20**



British Thread Metric Adapters

female NPTF pipe x male BSPP

Female NPTF	Male British Parallel	*Zinc Plated Steel* Part #	PSI	Price/E
1/4"-18	1/4"-19	***B3455-4-4***	5000	**$10.00**
3/8"-18	3/8"-19	***B3455-6-6***	4000	**12.45**
1/2"-14	1/2"-14	***B3455-8-8***	3000	**15.45**
3/4"-14	3/4"-14	***B3455-12-12***	2500	**30.65**
1"-11 1/2	1"-11	***B3455-16-16***	2000	**42.80**



male NPTF pipe x male BSPP

Male NPTF	Male British Parallel	*Zinc Plated Steel* Part #	PSI	Price/E
1/4"-18	1/4"-19	***B3401-4-4***	5000	**$8.55**
3/8"-18	3/8"-19	***B3401-6-6***	4000	**11.55**
1/2"-14	1/2"-14	***B3401-8-8***	3000	**13.35**
3/4"-14	3/4"-14	***B3401-12-12***	2500	**26.80**
1"-11 1/2	1"-11	***B3401-16-16***	2000	**39.85**



British Thread Metric Adapters



male 37° flare x male BSPP

SAE 37° Male	Male British Parallel	*Zinc Plated Steel* Part #	PSI	Price/E
7/16"-20	1/4"-19	***B3800-4-4***	5000	**$8.10**
9/16"-18	3/8"-19	***B3800-6-6***	4000	**9.20**
3/4"-16	1/2"-14	***B3800-8-8***	3000	**11.20**
1-1/16"-12	3/4"-14	***B3800-12-12***	2500	**16.85**
1-5/16"-12	1"-11	***B3800-16-16***	2000	**27.45**



male 37° flare x male BSPP 90° Elbow

SAE 37° Male	Male British Parallel	*Zinc Plated Steel* Part #	PSI	Price/E
7/16"-20	1/4"-19	***B3801-4-4***	5000	**$13.10**
9/16"-18	3/8"-19	***B3801-6-6***	4000	**14.55**
3/4"-16	1/2"-14	***B3801-8-8***	3000	**16.85**
1-1/16"-12	3/4"-14	***B3801-12-12***	2500	**32.75**
1-5/16"-12	1"-11	***B3801-16-16***	2000	**45.25**



bonded doughty seal for British Thread

Bonded Seal	*Plated Carbon Steel with Buna O-ring* Part #	Price/E
1/4"	***BDS04***	**$2.50**
3/8"	***BDS06***	**2.80**
1/2"	***BDS08***	**3.00**
3/4"	***BDS12***	**4.60**
1"	***BDS16***	**4.90**

Holedall Coupling Machines

Rams securely attach Holedall couplings to hose. Five machines meet every hose service requirement.

Rams, are powerful finely engineered machines designed specifically to externally swage and internally expand Holedall couplings by hydraulic pressure. Since each ram generates all the hydraulic pressure required to attach the Holedall coupling, one person can easily operate the equipment.

15 Ton Ram



Specially designed ram for internally expanded couplings only. Bench mounted model (optional stand available), producing up to 10,000 PSI, for up to 15 tons of ram force. Capable of expanding 1" through 3" steel fittings and ¾" through 4" brass Holedall Petroleum fittings. The motor is ½ h.p., 115 volt 60 cycle, single phase with foot pedal.

25 Ton Ram



Free standing model producing up to 10,000 PSI of line pressure for up to 25 tons of ram force. Capable of external swaging ¼" through 4" ID hose and internal expanding 5/8" through 4" ID hose, with proper equipment. The motor is ½ h.p., 115 volt 60 cycle, single phase with foot pedal. High speed pump kit option is available.

50 Ton Ram



Bench mounted model (optional stand available), producing up to 10,000 PSI, for up to 50 tons of ram force. Capable of external swaging 1¼" through 6" ID hose and internal expanding 5/8" through 6" ID hose, with proper equipment. A 1-1/8 h.p., 115 volt, 60 cycle, single phase motor is standard with remote, (220/440 volt motors are available).

100 Ton Ram



Used for externally swaging Holedall fittings to hose from 1¼" through 10" ID With optional accessories, this ram may be used for internally expanded couplings on hose from 1¼" through 6". This machine is capable of producing up to 100 tons of ram force. A 1-1/8 h.p., 115 volt, 60 cycle, single phase motor is standard with remote, (220/440 volt motors are available).

350 Ton Ram



Used for externally swaging Holedall and Rotary fittings. This ram is capable of producing up to 354 tons of ram force for swaging. A 14" 150 lb. flange will fit through the bed plate. This ram has 36" of stroke. A 12.5 h.p., 230 volt, 60Hz, 3 phase motor is standard with remote.

All Rams require dies of the proper size to reduce the ferrule to the proper diameter for a good grip on the hose. Pushers of the proper size must be used on the end of the Ram to push the Holedall fitting through the die. Die and pusher selection depends on the sizes and types of hoses being coupled. Ferrule recommendations and a Die Chart binder are available upon request. Consult your Dixon representative for specific details.

Recommended Working Pressures

SAFETY ALERT

Holedall couplings, regardless of coupling style, are never to be used for steam service at any pressure. Holedall fittings listed below are not to be used with cable reinforced high-pressure hose, 4 or 6 braid wire hydraulic hose or any other service not listed in recommendations. In addition, Internally Expanded Holedall couplings are not to be used with plastic lined chemical hose. Consult Dixon for recommendations on usage.

Holedall couplings (Externally Swaged), to perform satisfactorily, must be applied properly in accordance with Dixon's assembly procedures, using correct die and ferrule for that particular hose end OD. Dixon's Die and Ferrule Recommendation Guide is to be used to select correct dies and ferrules. If you do not have the updated Die and Ferrule Recommendation Guide, consult the Dixon factory. Strict adherence to ferrule OD range (Internally Expanded) for each hose end to be assembled is essential for satisfactory performance.

Note: Hose service working pressure (including surges and spikes) is never to exceed the maximum recommended working pressure for the fitting (reference chart below)*. Media being transported through the hose should be compatible with the stem material. Compatibility of ferrule material with the environment in which it will be used is recommended. Consult Compatibility Chart on pages 635-640 or the Dixon factory for material compatibility. For applications other than the ones listed, please consult the Dixon factory.

	Externally Swaged						**Internally Expanded**	
Size	*Standard Fittings* [1]	*Long Style Fittings* [1]	*Light Duty Fittings*		*Holedall II Fittings* [1]	*Cam and Groove* [1]	*Internally Expanded* [1]	*Flow Chief / Crimp Sanitary Fittings* [1]
			NO Notched Fittings [1]	*NOS Notched Short Fittings* [1]				
	TM, TP, TG, TMR, TPR, TGR	TML, TPL, TGL	TM, TP, TG, RN•••NO	RST•••NOS, STC•••NOS, GAS••••NOS	FW		IXM, IXV, IXH	IXSE, IXFS, IXMS, CSSR
3/4"	---	---	---	---	---	---	---	---
1"	---	---	---	---	---	**250**	---	---
1-1/4"	**600**	**1,000**	**350**	---	---	---	**800**	---
1-3/8"	---	---	---	---	---	---	---	---
1-1/2"	**600**	**1,000**	**350**	**250**	**300**	**250**	**800**	**250**
2"	**600**	**1,000**	**350**	**250**	**300**	**250**	**800**	**250**
2-1/2"	**600**	**1,000**	**250**	---	**250**	**150**	**600**	**250**
3"	**600**	**1,000**	**250**	**250**	**200**	**125**	**600**	**250**
4"	**500**	**850**	**250**	***	**200**	**100**	**500**	**200**
5"	**450**	**750**	---	---	---	---	---	---
6"	**400**	**700**	---	---	---	---	**400**	---
8"	**350**	**600**	---	---	---	---	---	---
10"	**300**	**550**	---	---	---	---	---	---

[1] maximum recommended working pressures, in PSI, at **70°F** ambient temperature

* The assembly's (hose + coupling) maximum working pressure is the lesser of:
1) The hose rated working pressure, or
2) The coupling rated working pressure

** For hoses which use IXF48-3 to IXF48-5 and IXF64-2 to IXF64-5, consult the Dixon factory for working pressures. See notes below for specific recommendations.

Standard Fittings

Recommended for use on most one and two wire braid reinforced hoses, fiber reinforced (braided or spiraled) with or without helical wire such as: oil suction and discharge hose, barge and dock loading and unloading hose as well as L.P. gas hose, anhydrous ammonia hose, acid chemical hose and high pressure air and water hose.

Long Style Fittings

Recommended for use on hose as listed under standard fittings where additional retention is required due to higher working pressures or end pull. Consult maximum working pressure chart or call the Dixon factory.

Holedall II Fittings

Recommended for Royalflex 1193 and 1196 hose or hoses with similar construction, having helical wire for a given OD range.

Light Duty Fittings

Recommended for use in the same applications as standard fittings above where lower working pressures are encountered. Consult maximum working pressure chart or consult the Dixon factory.

Internally Expanded Fittings

Recommended for concrete placement, grout and plaster, food, dairy, pharmaceutical as well as other applications where increased flow capacity is important. Consult maximum working pressure chart or call the Dixon factory for additional application and working pressure information.

Holedall External Swage Coupling System

The Holedall coupling system provides outstanding strength, durability and safety.

The Holedall system is a method of attaching couplings to hose utilizing a progressive swage. The patented Holedall couplings include a Holedall stem and a specially engineered ferrule. The hydraulic swaging of the coupling to the hose is accomplished by pushing the ferrule through a die which reduces the ferrule OD, thus providing a 360° uninterrupted compression band around the hose.

A hydraulic ram is the only piece of machinery necessary to accomplish the coupling. Available in five different sizes - 15, 25, 50, 100 and 350 ton - these rams will accommodate dies and pushers of various sizes so that hoses up to 10" in diameter may be coupled.

This multi-purpose, high pressure coupling system requires no bolts and results in a clean coupling with no protrusions. The swaging operation is fast and hose of various lengths and different styles can be coupled. Ease of operation, flexibility and economy make the Holedall method an unequalled assembly system.

The Holedall coupling - the most adaptable coupling available.

Holedall couplings provide long-lasting efficiency and safety.

Couplings are available in stainless steel and carbon steel.

Couplings are furnished with pipe thread, plain end, victaulic grooved or flanged ends.

Dixon Holedall stems and ferrules are specifically designed to be used together as a coupling system.

SAFETY ALERT

Due to differences in dimensions and tolerances, for safety reasons, do not use other manufacturer's stems or ferrules with Dixon Holedall products.

SAFETY ALERT

Streamlined, lightweight coupling consisting of ferrule and stem.
No protrusions to snag on equipment.

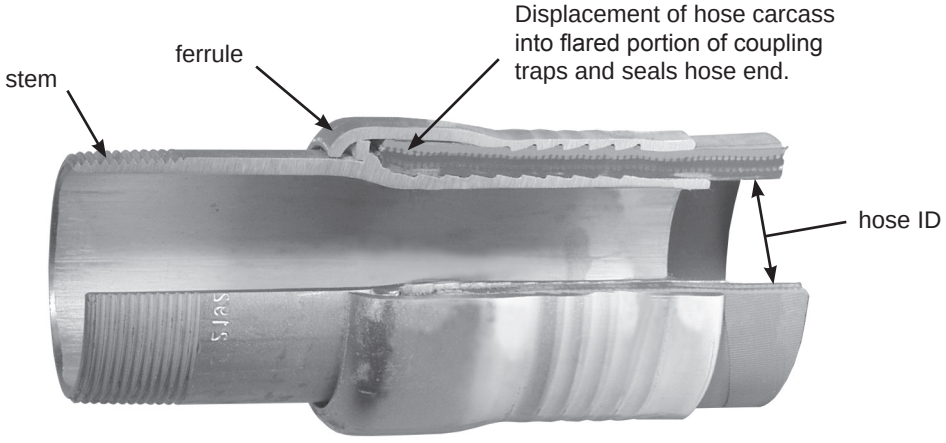

Cross-section of holedall externally swaged assembly

External Swage Stems

- Designed for hose ID's 1¼" - 10". The ferrule size depends on the hose OD. Consult the next page for selection of the correct ferrule. Stems are supplied in plated carbon steel and 316 stainless steel.
- for higher working pressure applications use long style stems and ferrules

Male Pipe Threaded (NPT) End



tubular type

Hose ID	*Carbon Steel*		*316 Stainless*		Long Style *Carbon Steel*	
	Part #	Price/E	Part #	Price/E	Part #	Price/E
1¼"	***TM20***	**$48.20**	***TMR20***	**$75.20**	***TML20***	**$58.00**
1½"	***TM24***	**55.00**	***TMR24***	**72.40**	***TML24***	**65.90**
2"	***TM32***	**40.00**	***TMR32***	**83.40**	***TML32***	**57.10**
2½"	***TM40***	**74.90**	***TMR40***	**201.00**	***TML40***	**83.00**
3"	***TM48***	**70.00**	***TMR48***	**182.00**	***TML48***	**94.75**
4"	***TM64***	**85.80**	***TMR64***	**288.20**	***TML64***	**140.00**
5"	***TM80***	**241.00**	**---**	**---**	***TML80***	**400.00**
6"	***TM96***	**220.00**	***TMR96***	**705.00**	***TML96***	**341.00**
8"	***TM128***	**258.50**	**---**	**---**	***TML128***	**371.00**
10"	***TM160***	**557.75**	**---**	**---**	***TML160***	**680.00**



investment cast design

Hose ID	*316 Stainless Steel* Part #	Price/E
1½"	***TMR24C***	**$47.25**
2"	***TMR32C***	**54.30**
3"	***TMR48C***	**111.30**

Beveled End for Welding



tubular type

Hose ID	*Carbon Steel*		*316 Stainless*		Long Style *Carbon Steel*	
	Part #	Price/E	Part #	Price/E	Part #	Price/E
1¼"	***TP20***	**$48.20**	**---**	**---**	***TPL20***	**$58.00**
1½"	***TP24***	**55.00**	**---**	**---**	***TPL24***	**65.90**
2"	***TP32***	**40.00**	***TPR32***	**$113.00**	***TPL32***	**57.10**
2½"	***TP40***	**74.90**	**---**	**---**	***TPL40***	**94.75**
3"	***TP48***	**70.00**	***TPR48***	**210.00**	***TPL48***	**94.75**
4"	***TP64***	**85.80**	***TPR64***	**320.00**	***TPL64***	**140.00**
5"	***TP80***	**244.00**	**---**	**---**	***TPL80***	**400.00**
6"	***TP96***	**220.00**	**---**	**---**	***TPL96***	**341.00**
8"	***TP128***	**258.50**	**---**	**---**	***TPL128***	**371.00**
10"	***TP160***	**580.00**	**---**	**---**	***TPL160***	**680.00**

Grooved End (Victaulic)



tubular type

Hose ID	*Carbon Steel*		*316 Stainless*		Long Style *Carbon Steel*	
	Part #	Price/E	Part #	Price/E	Part #	Price/E
1¼"	***TG20***	**$48.20**	**---**	**---**	***TGL20***	**0**
1½"	***TG24***	**55.00**	***TGR24***	**$72.40**	***TGL24***	**0**
2"	***TG32***	**53.80**	***TGR32***	**83.40**	***TGL32***	**0**
2½"	***TG40***	**85.00**	***TGR40***	**201.00**	***TGL40***	**0**
3"	***TG48***	**81.10**	***TGR48***	**182.00**	***TGL48***	**0**
4"	***TG64***	**91.25**	***TGR64***	**302.60**	***TGL64***	**0**
5"	***TG80***	**241.00**	**---**	**---**	***TGL80***	**0**
6"	***TG96***	**220.00**	**---**	**---**	***TGL96***	**0**
8"	***TG128***	**258.50**	**---**	**---**	***TGL128***	**0**
10"	***TG160***	**580.00**	**---**	**---**	***TGL160***	**0**

Female End



stem and ferrule - two piece design
1" sizes



stem and ferrule - one piece design
1¼" - 2" sizes

tubular type

Hose ID	Hose OD from	Hose OD to	*Carbon Steel* Part #	Price/E
1"	1-30/64"	1-34/64"	***TF16WF1-80***	**$46.70**
	1-34/64"	1-38/64"	***TF16WF2-80***	**46.70**
	1-35/64"	1-42/64"	***TF16WF3-80***	**46.70**
1¼"	1-44/64"	1-48/64"	***TF20WF1-80*** [1]	**149.00**
	1-49/64"	1-56/64"	***TF20WF2-80*** [1]	**149.00**
	1-57/64"	2"	***TF20WF3-80*** [1]	**149.00**
2"	2-36/64"	2-40/64"	***TF32WF1-80*** [1]	**162.75**
	2-41/64"	2-48/64"	***TF32WF2-80*** [1]	**162.75**
	2-49/64"	2-56/64"	***TF32WF3-80*** [1]	**162.75**

[1] Special pusher required for 1¼" and 2" sizes:
1¼" ***25PUSH125-MOD***
2" ***25PUSH200-MOD***

External Swage Ferrules

The selection of ferrules is very important to achieve the proper coupling-to-hose assembly.

- ferrules are plated carbon steel
- style F ferrules are used with all standard length male stems
- style FL ferrules are extra long and are used with all long style stems





Hose ID	Hose OD from	Hose OD to	*Plated Carbon Steel* Part #	*Plated Carbon Steel* Price/E	Long Style *Plated Carbon Stl.* Part #	Long Style *Plated Carbon Stl.* Price/E
1¼"	1-44/64"	1-48/64"	***F20-1***	**$42.80**	***FL20-1***	**$61.45**
	1-49/64"	1-56/64"	***F20-2***	**42.80**	***FL20-2***	**61.45**
	1-57/64"	2"	***F20-3***	**47.15**	***FL20-3***	**61.45**
	2-1/64"	2-8/64"	***F20-4***	**47.15**	***FL20-4***	**61.45**
1½"	1-58/64"	2"	***F24-1***	**37.35**	***FL24-1***	**56.85**
	2-1/64"	2-8/64"	***F24-2***	**37.35**	***FL24-2***	**56.85**
	2-9/64"	2-16/64"	***F24-3***	**40.40**	***FL24-3***	**56.85**
	2-17/64"	2-24/64"	***F24-4***	**43.00**	***FL24-4***	**56.85**
	2-25/64"	2-32/64"	***F24-5***	**43.00**	***FL24-5***	**56.85**
2"	2-28/64"	2-40/64"	***F32-1***	**38.00**	***FL32-1***	**57.00**
	2-41/64"	2-48/64"	***F32-2***	**38.00**	***FL32-2***	**57.00**
	2-49/64"	2-56/64"	***F32-3***	**44.70**	***FL32-3***	**57.00**
	2-57/64"	3-2/64"	***F32-4***	**44.70**	***FL32-4***	**57.00**
2½"	2-62/64"	3-8/64"	***F40-1***	**57.70**	***FL40-1***	**80.00**
	3-9/64"	3-16/64"	***F40-2***	**57.70**	***FL40-2***	**80.00**
	3-17/64"	3-24/64"	***F40-3***	**57.70**	***FL40-3***	**80.00**
	3-25/64"	3-32/64"	***F40-4***	**70.00**	***FL40-4***	**80.00**
	3-33/64"	3-40/64"	***F40-5***	**70.00**	***FL40-5***	**80.00**
3"	3-30/64"	3-40/64"	***F48-1***	**48.70**	***FL48-1***	**94.20**
	3-41/64"	3-48/64"	***F48-2***	**53.55**	***FL48-2***	**94.20**
	3-49/64"	3-56/64"	***F48-3***	**56.50**	***FL48-3***	**94.20**
	3-57/64"	4"	***F48-4***	**73.20**	***FL48-4***	**94.20**
	4-1/64"	4-8/64"	***F48-5***	**68.00**	***FL48-5***	**94.20**
4"	4-30/64"	4-39/64"	***F64-Z*** [1]	**94.00**	***FL64-Z*** [2]	**120.00**
	4-40/64"	4-44/64"	***F64-1***	**94.00**	***FL64-1***	**120.00**
	4-45/64"	4-52/64"	***F64-2***	**94.00**	***FL64-2***	**120.00**
	4-53/64"	4-60/64"	***F64-3***	**94.00**	***FL64-3***	**120.00**
	4-61/64"	5-4/64"	***F64-4***	**94.00**	***FL64-4***	**120.00**
	5-5/64"	5-12/64"	***F64-5***	**104.00**	***FL64-5***	**120.00**
	5-13/64"	5-20/64"	***F64-6***	**104.00**	***FL64-6***	**120.00**
	5-21/64	5-28/64"	***F64-7***	**104.00**	***FL64-7***	**120.00**
	5-29/64"	5-36/64"	***F64-8***	**104.00**	***FL64-8***	**120.00**
5"	5-56/64"	5-60/64"	***F80-1***	**240.00**	***FL80-1***	**0**
	5-61/64"	6-4/64"	***F80-2***	**240.00**	***FL80-2***	**0**
	6-5/64"	6-12/64"	***F80-3***	**250.00**	***FL80-3***	**0**
	6-13/64"	6-20/64"	***F80-4***	**0**	***FL80-4***	**0**
	6-21/64"	6-28/64"	***F80-5***	**0**	***FL80-5***	**0**
	6-29/64"	6-38/64"	***F80-6***	**0**	***FL80-6***	**0**
	6-37/64"	6-44/64"	***F80-7***	**0**	***FL80-7***	**0**
6"	6-44/64"	6-63/64"	***F96-Z*** [3]	**$227.70**	***FL96-Z*** [3]	**$304.75**
	7"	7-4/64"	***F96-1***	**235.00**	***FL96-1***	**304.75**
	7-5/64"	7-12/64"	***F96-2***	**235.00**	***FL96-2***	**304.75**
	7-13/64"	7-20/64"	***F96-3***	**235.00**	***FL96-3***	**304.75**
	7-21/64"	7-28/64"	***F96-4***	**245.00**	***FL96-4***	**304.75**
	7-29/64"	7-36/64"	***F96-5***	**245.00**	***FL96-5***	**304.75**
	7-37/64"	7-44/64"	***F96-6***	**255.30**	***FL96-6***	**304.75**
	7-45/64"	7-52/64"	***F96-7***	**255.30**	***FL96-7***	**304.75**
	7-53/64"	7-60/64"	***F96-8***	**255.30**	***FL96-8***	**304.75**
	7-61/64"	8"	***F96-9***	**255.30**	***FL96-9***	**304.75**
8"	9"	9-9/64"	***F128-Y***	**395.00**	***FL128-Y***	**0**
	9-20/64"	9-24/64"	***F128-1***	**398.00**	***FL128-1***	**0**
	9-25/64"	9-32/64"	***F128-2***	**398.00**	***FL128-2***	**0**
	9-33/64"	9-40/64"	***F128-3***	**398.00**	***FL128-3***	**0**
	9-41/64"	9-48/64"	***F128-4***	**450.00**	***FL128-4***	**0**
	9-49/64"	9-56/64"	***F128-5***	**450.00**	***FL128-5***	**0**
	9-57/64"	10"	***F128-6***	**450.00**	***FL128-6***	**0**
	10-1/64"	10-4/64"	***F128-7***	**450.00**	***FL128-7***	**0**
10"	11-32/64"	11-44/64"	***F160-1***	**750.00**	***FL160-1***	**0**
	11-45/64"	11-60/64"	***F160-2***	**750.00**	***FL160-2***	**0**
	11-61/64"	12-12/64"	***F160-3***	**0**	***FL160-3***	**0**
	12-13/64"	12-28/64"	***F160-4***	**0**	***FL160-4***	**0**
	12-29/64"	12-44/64"	***F160-5***	**0**	***FL160-5***	**0**
	12-45/64"	12-60/64"	***F160-6***	**0**	***FL160-6***	**0**

For applications with hose OD ranges not listed, call the factory.

Special Holedall Stems

Hose ID	Material	Thread	Part #	Price/E
4"	carbon steel	NPT	***TM64-42*** [1]	**$99.70**
4"	carbon steel	NPT	***TML64-42*** [2]	**140.00**
6"	carbon steel	NPT	***TM96-42*** [3]	**220.00**
6"	316 stainless	NPT	***TMR96-42*** [3]	**705.00**
6"	carbon steel	NPT	***TML96-42*** [3]	**341.00**
6"	carbon steel	bevel	***TP96-42*** [3]	**220.00**
6"	316 stainless	bevel	***TPR96-42*** [3]	**0**
6"	long carbon steel	victaulic	***TGL96-42*** [3]	**0**
6"	carbon steel	victaulic	***TG96-42*** [3]	**220.00**

[1, 2, 3] requires special stem

Holedall II External Swage Ferrules

For use with Royal-Flex™ thin wall hose. These specially designed carbon steel ferrules have serrations on the outside and should be used with stem styles TM, TP and TG stems on page 394.



Hose ID	Hose OD from	Hose OD to	*Carbon Steel* Part #	Price/E
1½"	1-58/64"	2-2/64"	***FW24***	**$75.00**
2"	2-28/64"	2-34/64"	***FW32***	**86.60**
3"	3-30/64"	3-38/64"	***FW48***	**101.75**
4"	4-30/64"	4-42/64"	***FW64*** [1]	**101.00**

[1] 4" takes special stem; ***TM64-42***, **$99.70**

Stainless External Swage Ferrules

Light duty 304 stainless ferrules for use with standard length stems such as the TMR series. Consult Dixon for die recommendations. See page 10-13 for specific pressure recommendations.



Hose ID	Hose OD from	Hose OD to	*304 Stainless Steel* Part #	Price/E
1½"	1-60/64"	2-12/64"	***GAS2334TO***	**$42.40**
	2-4/64"	2-22/64"	***GAS2370TO***	**42.40**
2"	2-30-64"	2-44/64"	***GAS2709TO***	**34.40**
	2-42/64"	2-54/64"	***GAS2885TO***	**71.25**
3"	3-30/64"	3-46/64"	***GAS3760TO***	**53.30**
	3-47/64"	3-54/64"	***GAS3885TO***	**69.90**
4"	4-40/64"	4-47/64"	***GAS5010TO***	**275.00**

External Swage Notched NOS Stems and Ferrules

- The largest advantage of the notched design is that the coupling can be removed from a damaged hose by cutting away the ferrule, without necessarily damaging the fitting. *After inspection of the fitting to determine its suitability for reuse,* it can be reinstalled into another hose by using a *new ferrule*. SAFETY ALERT
- The notched system allows you to better manage your inventories. You can stock one stem and two ferrules, and cover the same hose range with less inventory. *You must purchase a fitting and the matching ferrule to create an assembly*. SAFETY ALERT
- For hose outside diameters of 2-4/64" and below, *the couplings are crimp only*. SAFETY ALERT
- For hose outside diameters of 2-5/64" and above, the couplings can be crimped or swaged.

- See page 39 for cam and groove style notched NOS fittings.



STC200NOS



RST150NOS

SAFETY ALERT

Only use the NOS shank with the NOS ferrules.
Due to differences in dimensions and tolerances for safety reasons,
do not use other manufacturer's stems or ferrules with Dixon Holedall products.

SAFETY ALERT

stems

Size	PSI at 70°F	*Plated Carbon Steel* Part #	Price/E	*316 Stainless Steel* Part #	Price/E
1½"	**250**	***STC150NOS***	**$23.10**	***RST150NOS***	**$44.10**
2"	**250**	***STC200NOS***	**27.15**	***RST200NOS***	**52.00**
3"	**250**	***STC300NOS***	**48.55**	***RST300NOS***	**115.00**
4"	*****	***STC400NOS***	**61.40**	***RST400NOS***	**172.00**

* Contact factory for pressure information



ferrules

Size	Hose OD From:	Hose OD To:	*Carbon Steel* Part #	Price/E	*304 Stainless Steel* Part #	Price/E
1½"	1-60/64"	2-12/64"	***CAS2334NOS***	**$16.70**	***GAS2334NOS***	**$31.90**
1½"	2-4/64"	2-22/64"	***CAS2370NOS***	**16.70**	***GAS2370NOS***	**34.50**
2"	2-30/64"	2-44/64"	***CAS2709NOS***	**23.05**	***GAS2709NOS***	**31.50**
2"	2-42/64"	2-54/64"	***CAS2885NOS***	**22.40**	***GAS2885NOS***	**64.40**
3"	3-30/64"	3-46/64"	***CAS3760NOS***	**34.60**	***GAS3760NOS***	**46.35**
3"	3-47/64"	3-54/64"	***CAS3885NOS***	**35.30**	***GAS3885NOS***	**63.00**
4"	4-40/64"	4-47/64"	***CAS5010NOS***	**57.00**	***GAS5010NOS***	**235.00**

External Swage Flanged Assemblies

- 150# ASA flange drilling available with carbon steel stem, ferrule and flange, or 316 stainless steel stem, flange and carbon steel ferrule
- available in other sizes, consult the factory for pricing



fixed flange



floating flange

Hose ID	Hose OD from	Hose OD to	*Carbon Steel* Part #	*Carbon Steel* Price/E	*Stainless Steel* Part #	*Stainless Steel* Price/E	*Carbon Steel* Part #	*Carbon Steel* Price/E	*Stainless Steel* Part #	*Stainless Steel* Price/E
2"	2-28/64"	2-40/64"	***32P1SO15***	**$212.70**	***R32P1SOR15***	**$442.00**	***32P1LJ15***	**$260.00**	***R32P1LJR15***	**$510.00**
	2-41/64"	2-48/64"	***32P2SO15***	**212.70**	***R32P2SOR15***	**442.00**	***32P2LJ15***	**260.00**	***R32P2LJR15***	**510.00**
	2-49/64"	2-56/64"	***32P3SO15***	**212.70**	***R32P3SOR15***	**442.00**	***32P3LJ15***	**260.00**	***R32P3LJR15***	**510.00**
3"	3-36/64"	3-40/64"	***48P1SO15***	**271.00**	***R48P1SOR15***	**600.00**	***48P1LJ15***	**288.40**	***R48P1LJR15***	**690.00**
	3-41/64"	3-48/64"	***48P2SO15***	**271.00**	***R48P2SOR15***	**600.00**	***48P2LJ15***	**288.40**	***R48P2LJR15***	**690.00**
	3-49/64"	3-56/64"	***48P3SO15***	**271.00**	***R48P3SOR15***	**600.00**	***48P3LJ15***	**288.40**	***R48P3LJR15***	**690.00**
4"	4-40/64"	4-44/64"	***64P1SO15***	**354.00**	***R64P1SOR15***	**875.00**	***64P1LJ15***	**450.00**	***R64P1LJR15***	**1197.00**
	4-45/64"	4-52/64"	***64P2SO15***	**354.00**	***R64P2SOR15***	**875.00**	***64P2LJ15***	**450.00**	***R64P2LJR15***	**1197.00**
	4-53/64"	4-60/64"	***64P3SO15***	**354.00**	***R64P3SOR15***	**875.00**	***64P3LJ15***	**450.00**	***R64P3LJR15***	**1197.00**
6"	7"	7-4/64"	***96P1SO15***	**675.00**	***R96P1SOR15***	**1542.00**	***96P1LJ15***	**840.00**	***R96P1LJR15***	**1800.00**
	7-5/64"	7-12/64"	***96P2SO15***	**675.00**	***R96P2SOR15***	**1542.00**	***96P2LJ15***	**840.00**	***R96P2LJR15***	**1800.00**
	7-13/64"	7-20/64"	***96P3SO15***	**675.00**	***R96P3SOR15***	**1542.00**	***96P3LJ15***	**840.00**	***R96P3LJR15***	**1800.00**
8"	9-20/64"	9-24/64"	***128P1SO15***	**990.00**	**---**	**---**	***128P1LJ15***	**1150.00**	**---**	**---**
	9-25/64"	9-32/64"	***128P2SO15***	**990.00**	**---**	**---**	***128P2LJ15***	**1150.00**	**---**	**---**
	9-33/64"	9-40/64"	***128P3SO15***	**990.00**	**---**	**---**	***128P3LJ15***	**1150.00**	**---**	**---**

External Swage Uni-Range Male Couplings

Designed for smaller hose systems, these couplings may be used for hose ID's of ¼" - 1" and come complete with factory assembled stem and ferrule combination.

- can be swaged or crimped
- other hose OD's available, consult the factory
- stainless steel stems are investment cast



- plated carbon steel stem and ferrule

Hose ID	Hose OD from	Hose OD to	*Plated Carbon Steel* Part #	*Plated Carbon Steel* Price/E
1/4"	34/64"	38/64"	***4P1***	**$16.05**
	38/64"	42/64"	***4P2***	**16.05**
	42/64"	46/64"	***4P3***	**16.05**
3/8"	46/64"	50/64"	***6P1***	**21.20**
	50/64"	54/64"	***6P2***	**21.20**
	54/64"	58/64"	***6P3***	**21.20**
1/2"	54/64"	58/64"	***8P1***	**21.60**
	58/64"	62/64"	***8P2***	**21.60**
	62/64"	1-2/64"	***8P3***	**21.60**
3/4"	1-10/64"	1-14/64"	***12P1***	**23.10**
	1-14/64"	1-18/64"	***12P2***	**23.10**
	1-18/64"	1-22/64"	***12P3***	**23.10**
1"	1-30/64"	1-34/64"	***16P1***	**29.75**
	1-34/64"	1-38/64"	***16P2***	**29.75**
	1-38/64"	1-42/64"	***16P3***	**29.75**
	1-42/64"	1-46/64"	***16P4***	**29.75**

- 316 stainless steel stem, plated carbon steel ferrule

Hose ID	Hose OD from	Hose OD to	*Stainless/Carbon Steel* Part #	*Stainless/Carbon Steel* Price/E
3/4"	1-10/64"	1-14/64"	***R12P1***	**$59.65**
	1-14/64"	1-18/64"	***R12P2***	**59.65**
	1-18/64"	1-22/64"	***R12P3***	**59.65**
1"	1-30/64"	1-34/64"	***R16P1***	**105.00**
	1-34/64"	1-38/64"	***R16P2***	**105.00**
	1-38/64"	1-42/64"	***R16P3***	**105.00**
	1-42/64"	1-46/64"	***R16P4***	**105.00**

- 316 stainless steel stem, 304 stainless steel ferrule

Hose ID	Hose OD from	Hose OD to	*Stainless Steel* Part #	*Stainless Steel* Price/E
1/2"	58/64"	62/64"	***R8P2SS***	**$113.00**
3/4"	1-6/64"	1-12/64"	***R12P1250***	**90.85**
	1-13/64"	1-22/64"	***R12P1370***	**90.85**
1"	1-30/64"	1-38/64"	***R16P1620***	**118.45**
	1-38/64"	1-46/64"	***R16P1770***	**119.60**

External Swage High Pressure Couplings

These couplings are for services requiring a fitting which will withstand extremely high pressures (up to **3,000 PSI** at 70°F) and severe operating conditions, such as on small and medium size drilling rigs, used for slim hole, core drill, workover, seismograph, water well, blast or shot holes, etc. These long, rugged fittings are machined from seamless pipe and tubing with specially designed serrations. The mating ferrules are machined from heavy wall material incorporating matching serrations. These couplings are shipped with matching ferrules. Please provide hose OD when ordering for properly sized ferrule. Make sure both ends of the hose are measured for OD. Must be swaged with 50 Ton or 100 Ton Ram.

- An accurate hose OD must be provided to complete the part # and to ensure proper retention.
- The LM fittings are sold as a complete coupling, including stem and ferrule.
- API and NPT sizes are interchangeable

Stem and Ferrule Complete Assemblies



Male NPT Thread Coupling Units

Hose ID	NPT Size	*Zinc Plated Steel*	
		Part #	Price/E
2"	2"	***LM32-****	**$335.00**
2½"	2½"	***LM40-****	**390.00**
3"	3"	***LM48-****	**435.00**

Male API Thread Coupling Units

Hose ID	API Size	*Zinc Plated Steel*	
		Part #	Price/E
2"	2½"	***LM3240- ****	**POR**
2½"	3"	***LM4048- ****	**POR**
3"	4"	***LM4864- ****	**POR**

Holedall Internal Expansion Couplings

The Dixon Internally Expanded Couplings are essential when maximum flow is important. Only one expansion tool is needed for each hose ID. Some recommended applications of these fittings are: concrete pump hose, plaster and grout hose, oil suction and discharge hose, multi-purpose heavy duty air hose, jetting hose, barge loading hose and bottom loading hose.

Benefits of Internal Expansion Fittings:
- maximum flow of media
- reduction of turbulence through hose
- excellent sealing and retention characteristics
- outperforms band clamps
- easy and consistent installation

End Configurations Available:
- male NPT
- raised California
- victaulic
- others available on request

Dixon Holedall stems and ferrules are specifically designed to be used together as a coupling system.
SAFETY ALERT
Due to differences in dimensions and tolerances, for safety reasons, do not use other manufacturer's stems or ferrules with Dixon Holedall products.
SAFETY ALERT



Cross-section of Holedall internally expanded assembly

Internal Expansion Stems



male pipe threaded end

Size	Carbon Steel Part #	Carbon Steel Price/E
1"	***IXM16***	**$56.60**
1¼"	***IXM20***	**59.75**
1½"	***IXM24***	**52.25**
2"	***IXM32***	**57.25**
2½"	***IXM40***	**73.55**
3"	***IXM48***	**96.30**
4"	***IXM64***	**137.60**
6"	***IXM96***	**165.00**



heavy duty raised end

Size	Carbon Steel Part #	Carbon Steel Price/E
---	**---**	**---**
---	**---**	**---**
1½"	***IXH24***	**$95.50**
2"	***IXH32***	**99.50**
2½"	***IXH40***	**125.00**
3"	***IXH48***	**155.50**
4"	***IXH64***	**214.20**
---	**---**	**---**



grooved end

Size	Carbon Steel Part #	Carbon Steel Price/E
---	**---**	**---**
1¼"	***IXV20***	**$54.80**
1½"	***IXV24***	**54.05**
2"	***IXV32***	**58.40**
2½"	***IXV40***	**73.00**
3"	***IXV48***	**106.10**
4"	***IXV64***	**150.00**
---	**---**	**---**

Butt Weld x Heavy Duty Raised End (California Style)

Beveled design for welding to Schedule 40 pipe allows connection to a heavy duty raised end (California style) hose fitting or similar style end.

California style end

Size	Length	Carbon Steel Part #	Carbon Steel Price/E
1½"	1½"	***HDE24***	**$43.25**
2"	1½"	***HDE32***	**44.00**
2½"	1½"	***HDE40***	**54.25**
3"	1½"	***HDE48***	**57.75**
4"	1½"	***HDE64***	**69.50**
5"	1½"	***HDE80***	**85.00**



Clamps for IXH Raised End (California Style) Stems

Cast steel clamps for fast assembly when connecting heavy-duty raised end fittings used for concrete. These clamps can be used to connect the ends of pipes or hoses which use the Raised End or California style fittings listed above. Shipped with double lipped gasket and safety pin. All sizes are painted green. Clamp should only be used with safety pin in place.

Hose ID	Steel Clamps Part #	Steel Clamps Price/E	Buna-N Gaskets Part #	Buna-N Gaskets Price/E
1½"	***IXHC150***	**$134.00**	***IXHCG150***	**$15.00**
2"	***IXHC200***	**136.00**	***IXHCG200***	**15.00**
2½"	***IXHC250***	**150.00**	***IXHCG250***	**15.00**
3"	***IXHC300***	**167.00**	***IXHCG300***	**18.75**
4"	***IXHC400***	**214.50**	***IXHCG400***	**18.75**
5"	***IXHC500***	**221.00**	***IXHCG500***	**21.15**





Internal Expansion Ferrules



Hose ID	Hose OD from	Hose OD to	Ferrule Size	*Plated Carbon Steel* Part #	Price/E
1"	1-24/64"	1-28/64"	1-7/16"	***IXF16-1***	**$40.50**
	1-28/64"	1-32/64"	1-1/2"	***IXF16-2***	**40.50**
	1-32/64"	1-36/64"	1-9/16"	***IXF16-3***	**40.50**
1¼"	1-40/64"	1-44/64"	1-11/16"	***IXF20-Z***	**38.00**
	1-44/64"	1-48/64"	1-3/4"	***IXF20-1***	**38.00**
	1-48/64"	1-52/64"	1-13/16"	***IXF20-2***	**38.00**
	1-52/64"	1-56/64"	1-7/8"	***IXF20-3***	**38.00**
	1-56/64"	1-60/64"	1-15/16"	***IXF20-4***	**38.00**
	1-60/64"	2"	2"	***IXF20-5***	**38.00**
	2"	2-4/64"	2-1/16"	***IXF20-6***	**38.00**
1½"	1-56/64"	1-60/64"	1-15/16"	***IXF24-Z***	**37.65**
	1-60/64"	2"	2"	***IXF24-1***	**37.65**
	2"	2-4/64"	2-1/16"	***IXF24-2***	**37.65**
	2-4/64"	2-8/64"	2-1/8"	***IXF24-3***	**37.65**
	2-8/64"	2-12/64"	2-3/16"	***IXF24-4***	**37.65**
	2-12/64"	2-16/64"	2-1/4"	***IXF24-5***	**37.65**
	2-16/64"	2-20/64"	2-5/16"	***IXF24-6***	**37.65**
	2-20/64"	2-24/64"	2-3/8"	***IXF24-7***	**37.65**
2"	2-32/64"	2-36/64"	2-9/16"	***IXF32-Y***	**40.15**
	2-36/64"	2-40/64"	2-5/8"	***IXF32-Z***	**40.15**
	2-40/64"	2-44/64"	2-11/16"	***IXF32-1***	**40.15**
	2-44/64"	2-48/64"	2-3/4"	***IXF32-2***	**40.15**
	2-48/64"	2-52/64"	2-13/16"	***IXF32-3***	**40.15**
	2-52/64"	2-56/64"	2-7/8"	***IXF32-4***	**40.15**
	2-56/64"	2-60/64"	2-15/16"	***IXF32-5***	**40.15**
	2-60/64"	3"	3"	***IXF32-6***	**40.15**
	3"	3-4/64"	3-1/16"	***IXF32-7***	**40.15**
2½"	3"	3-4/64"	3-1/16"	***IXF40-1***	**59.50**
	3-4/64"	3-8/64"	3-1/8"	***IXF40-2***	**59.50**
	3-8/64"	3-12/64"	3-3/16"	***IXF40-3***	**59.50**
	3-12/64"	3-16/64"	3-1/4"	***IXF40-4***	**59.50**
	3-16/64"	3-20/64"	3-5/16"	***IXF40-5***	**59.50**
	3-20/64"	3-24/64"	3-3/8"	***IXF40-6***	**59.50**
	3-24/64"	3-28/64"	3-7/16"	***IXF40-7***	**59.50**
	3-28/64"	3-32/64"	3-1/2"	***IXF40-8***	**59.50**

Hose ID	Hose OD from	Hose OD to	Ferrule Size	*Plated Carbon Steel* Part #	Price/E
3"	3-32/64"	3-36/64"	3-9/16"	***IXF48-T***	**$75.30**
	3-36/64"	3-40/64"	3-5/8"	***IXF48-U***	**75.30**
	3-40/64"	3-44/64"	3-11/16"	***IXF48-V***	**75.30**
	3-44/64"	3-48/64"	3-3/4"	***IXF48-W***	**75.30**
	3-48/64"	3-52/64"	3-13/16"	***IXF48-X***	**75.30**
	3-52/64"	3-56/64"	3-7/8"	***IXF48-Y***	**75.30**
	3-56/64"	3-60/64"	3-15/16"	***IXF48-Z***	**75.30**
	3-60/64"	4"	4"	***IXF48-1***	**81.25**
	4"	4-4/64"	4-1/16"	***IXF48-2***	**81.25**
	4-4/64"	4-8/64"	4-1/8"	***IXF48-3*** [1]	**81.25**
	4-8/64"	4-12/64"	4-3/16"	***IXF48-4*** [1]	**81.25**
	4-12/64"	4-16/64"	4-1/4"	***IXF48-5*** [1]	**81.25**
4"	4-36/64"	4-40/64"	4-5/8"	***IXF64-T***	**104.75**
	4-40/64"	4-44/64"	4-11/16"	***IXF64-U***	**104.75**
	4-44/64"	4-48/64"	4-3/4"	***IXF64-V***	**104.75**
	4-48/64"	4-52/64"	4-13/16"	***IXF64-W***	**104.75**
	4-52/64"	4-56/64"	4-7/8"	***IXF64-X***	**104.75**
	4-56/64"	4-60/64"	4-15/16"	***IXF64-Y***	**104.75**
	4-60/64"	5"	5"	***IXF64-Z***	**104.75**
	5"	5-4/64"	5-1/16"	***IXF64-1***	**107.35**
	5-4/64"	5-8/64"	5-1/8"	***IXF64-2*** [1]	**107.35**
	5-8/64"	5-12/64"	5-3/16"	***IXF64-3*** [1]	**107.35**
	5-12/64"	5-16/64"	5-1/4"	***IXF64-4*** [1]	**107.35**
	5-16/64"	5-20/64"	5-5/16"	***IXF64-5*** [1]	**107.35**
6"	6-40/64"	6-44/64"	6-11/16"	***IXF96-1***	**0**
	6-44/64"	6-48/64"	6-3/4"	***IXF96-2***	**0**
	6-46/64"	6-50/64"	6-25/32"	***IXF96-3***	**0**
	6-48/64"	6-52/64"	6-13/16"	***IXF96-4***	**0**
	6-52/64"	6-56/64"	6-7/8"	***IXF96-5***	**0**
	6-56/64"	6-60/64"	6-15/16"	***IXF96-6***	**0**
	6-60/64"	7"	7"	***IXF96-7***	**0**
	7"	7-4/64"	7-1/16"	***IXF96-8***	**0**
	7-4/64"	7-8/64"	7-1/8"	***IXF96-9***	**0**
	7-8/64"	7-12/64"	7-3/16"	***IXF96-10***	**0**
	7-12/64"	7-16/64"	7-1/4"	***IXF96-11***	**0**
	7-16/64"	7-20/64"	7-5/16"	***IXF96-12***	**0**
	7-18/64"	7-22/64"	7-11/32"	***IXF96-13***	**0**
	7-20/64"	7-24/64"	7-3/8"	***IXF96-14***	**0**

[1] For hoses using ferrule sizes IXF48-3 thru IXF48-5 and IXF64-2 thru IXF64-5, consult the factory for working pressures.

Internally Expanded Permanent Couplings - Scovill Style

SAFETY ALERT Do not interchange with other manufacturer's fittings. SAFETY ALERT

Brass internally expanded permanent couplings are recommended for discharge and suction service. Commonly used in the transfer of fuel to homes, airplanes, ships, etc. The working pressure of the 520-H fitting varies with the size of the fitting, the size and construction of the hose and the media being conveyed. Consult the factory for recommendations. Dixon Holedall stems and ferrules are specifically designed to be used together as a coupling system.

Both the male and female have octagonal facets for tightening with a wrench. The female in 1½" and larger sizes has lugs for tightening. The stem is expanded to nominal ID of hose for a rigid, uniform, full-flow area.

- Male and female stems are machined from bar stock or solid brass forgings; ferrules are available in brass and stainless steel.
- Couplings are compact, light and streamlined to eliminate catching on curbs and shrubs.
- The H520 fittings are designed for internal expansion only.
- Couplings are pre-lubricated for assembly.
- Hand and electrically operated installation equipment is available. Consult factory for pricing and availability.



male NPT



male NST



female NPSH

female NST

victaulic groove

Hose ID	Brass Part #	Price/E	Brass Part #	Price/E	Brass Part #	Price/E	Brass Part #	Price/E	Brass Part #	Price/E
3/4"	***H5192***	**$23.85**	***---***	**--**	***H5191-BU***	**$41.00**	***---***	**--**	***---***	**--**
1"	***H5212-A***	**25.90**	***H5212NST***	**$26.10**	***H5211-A-BU***	**43.75**	***H5211NST***	**$51.75**	***G5212***	**$32.55**
1-1/4"	***H5222-A***	**34.45**	***---***	**--**	***H5221-A-BU***	**49.80**	***---***	**--**	***---***	**--**
1-3/8"	***H5272*** [1]	**40.00**	***---***	**--**	***H5271-BU*** [1]	**79.20**	***---***	**--**	***---***	**--**
1-1/2"	***H5232-A***	**41.65**	***H5232NST***	**41.05**	***H5231-A-BU***	**78.60**	***H5231NST*** [2]	**83.60**	***G5232***	**59.20**
2"	***H5242***	**80.10**	***---***	**--**	***H5241-BU***	**137.90**	***---***	**--**	***G5242***	**80.50**
2-1/2"	***H5252***	**138.00**	***---***	**--**	***H5251*** [3]	**212.50**	***---***	**--**	***---***	**--**
3"	***H5262***	**185.00**	***---***	**--**	***H5261*** [3]	**282.00**	***---***	**--**	***---***	**--**

[1] 1-3/8" stem has 1½" thread
[2] 1½" NST requires special adapter, part # H5231NSTADT
[3] 2½" and 3" parts have female NPSM thread

Note: The fittings on this page are intended for fuel delivery service. See page 402 for information on API 1529 certification.

520-H Ferrules



A wide range of 520-H ferrules permits a perfect assembly of a coupling to a corresponding size of hose within commercial tolerances regardless of wall thickness. Eliminates need for large stock of coupling bodies. Consult Dixon for other hose OD's.

Hose ID	Hose OD from	Hose OD to	Brass Part #	Price/E
	1-8/64"	1-11/64"	***R75AAS***	**$8.45**
¾"	1-12/64"	1-14/64"	***R75AS***	**8.45**
	1-15/64"	1-17/64"	***R75BS***	**8.45**
	1-18/64"	1-20/64"	***R75CS***	**8.45**
	1-24/64"	1-26/64"	***R1AAAS-A***	**9.65**
	1-27/64"	1-29/64"	***R1AAS-A***	**9.65**
	1-30/64"	1-32/64"	***R1AS-A***	**9.65**
1"	1-33/64"	1-35/64"	***R1BS-A***	**9.65**
	1-36/64"	1-38/64"	***R1CS-A***	**9.65**
	1-39/64"	1-41/64"	***R1DS-A***	**9.65**
	1-42/64"	1-44/64"	***R1ES-A***	**9.65**
	1-39/64"	1-42/64"	***R125AAS-A***	**14.00**
	1-43/64"	1-46/64"	***R125AS-A***	**14.00**
1¼"	1-47/64"	1-50/64"	***R125BS-A***	**14.00**
	1-51/64"	1-54/64"	***R125CS-A***	**14.00**
	1-55/64"	1-58/64"	***R125DS-A***	**14.00**
	1-59/64"	1-62/64"	***R125ES***	**14.00**

Hose ID	Hose OD from	Hose OD to	Brass Part #	Price/E
	1-47/64"	1-50/64"	***R1375BS***	**$16.45**
1-3/8"	1-51/64"	1-54/64"	***R1375CS***	**16.45**
	1-55/64"	1-58/64"	***R1375DS***	**16.45**
	1-59/64"	1-62/64"	***R1375ES***	**16.45**
	1-54/64"	1-57/64"	***R15AAAS-A***	**17.20**
	1-58/64"	1-62/64"	***R15AAS-A***	**17.20**
	1-63/64"	2-2/64"	***R15AS-A***	**17.20**
	2-3/64"	2-6/64"	***R15BS-A***	**17.20**
1½"	2-7/64"	2-11/64"	***R15CS-A***	**17.20**
	2-12/64"	2-14/64"	***R15DS-A***	**17.20**
	2-15/64"	2-19/64"	***R15ES-A***	**17.20**
	2-20/64"	2-24/64"	***R15FS***	**17.20**
	2-25/64"	2-28/64"	***R15GS***	**17.20**

Hose ID	Hose OD from	Hose OD to	Brass Part #	Price/E
	2-27/64"	2-30/64"	***R2AAS***	**$31.60**
	2-31/64"	2-34/64"	***R2AS***	**31.60**
	2-35/64"	2-38/64"	***R2BS***	**31.60**
2"	2-39/64"	2-42/64"	***R2CS***	**31.60**
	2-43/64"	2-46/64"	***R2DS***	**31.60**
	2-47/64"	2-50/64"	***R2ES***	**31.60**
	2-51/64"	2-54/64"	***R2FS***	**31.60**
	2-62/64"	3-1/64"	***R25AS***	**46.10**
	3-2/64"	3-6/64"	***R25BS***	**46.10**
2½"	3-7/64"	3-11/64"	***R25CS***	**46.10**
	3-12/64"	3-16/64"	***R25DS***	**46.10**
	3-17/64"	3-21/64"	***R25ES***	**46.10**
	3-22/64"	3-26/64"	***R25FS***	**46.10**
	3-30/64"	3-34/64"	***R3AAAS***	**61.65**
	3-35/64"	3-39/64"	***R3AAS***	**61.65**
3"	3-40/64"	3-45/64"	***R3AS***	**61.65**
	3-46/64"	3-50/64"	***R3BS***	**61.65**
	3-51/64"	3-54/64"	***R3CS***	**61.65**

[1] 1", 1¼" and 1½" ferrules will be replaced by API ferrules on facing page as inventory is depleted.

API Certified Permanently Attached Petroleum Couplings

The following fittings have been tested and are compliant with API 1529 6th edition. Coupling procedures, ferrule recommendations and API test data are available upon request, please contact the factory.



520-H series male thread

Hose Size	Thread Type	*Brass* Part #	*Brass* Price/E	*Aluminum* Part #	*Aluminum* Price/E
1"	NPT	***H5212-A***	**$25.90**	**---**	**--**
1¼"	NPT	***H5222-A***	**34.45**	**---**	**--**
1½"	NPT	***H5232-A***	**41.65**	**---**	**--**
2"	NPT	***H5242L-A***	**80.10**	***A5242L-A*** [1]	**$55.00**
2½"	NPT	***H5252L-A***	**138.00**	***A5252L-A*** [1]	**95.00**
3"	NPT	***H5262L-A***	**185.00**	***A5262L-A*** [1]	**115.00**
4"	NPT	***H5282L-A***	**320.00**	**---**	**--**



520-H series female thread

Hose Size	Thread Type	*Brass* Part #	*Brass* Price/E
1"	NPSH	***H5211-A-BU***	**$43.75**
1¼"	NPSH	***H5221-A-BU***	**49.80**
1½"	NPSH	***H5231-A-BU***	**78.60**
2"	NPSH	***H5241L-A-BU***	**137.90**
2½"	NPSM	***H5251L-A-BU***	**212.50**
3"	NPSM	***H5261L-A-BU***	**282.00**
4"	NPSM	***H5281L-A-BU***	**405.00**

[1] requires a special thrust plate
2" ***25000HTL24***
2½" ***25000HTL25***
3" ***25000HTL26***

API 520-H Series Ferrules



Hose ID	Hose OD from	Hose OD to	*Brass* Part #	*Brass* Price/E
	1-24/64"	1-26/64"	***R1AAAS-A***	**$9.65**
	1-27/64"	1-29/64"	***R1AAS-A***	**9.65**
	1-30/64"	1-32/64"	***R1AS-A***	**9.65**
1"	1-33/64"	1-35/64"	***R1BS-A***	**9.65**
	1-36/64"	1-38/64"	***R1CS-A***	**9.65**
	1-39/64"	1-41/64"	***R1DS-A***	**9.65**
	1-42/64"	1-44/64"	***R1ES-A***	**9.65**
	1-39/64"	1-42/64"	***R125AAS-A***	**14.00**
	1-43/64"	1-46/64"	***R125AS-A***	**14.00**
1¼"	1-47/64"	1-50/64"	***R125BS-A***	**14.00**
	1-51/64"	1-54/64"	***R125CS-A***	**14.00**
	1-55/64"	1-58/64"	***R125DS-A***	**14.00**
	1-59/64"	1-62/64"	***R125ES-A***	**14.00**
	1-54/64"	1-57/64"	***R15AAAS-A***	**17.20**
	1-58/64"	1-62/64"	***R15AAS-A***	**17.20**
	1-63/64"	2-2/64"	***R15AS-A***	**17.20**
1½"	2-3/64"	2-6/64"	***R15BS-A***	**17.20**
	2-7/64"	2-11/64"	***R15CS-A***	**17.20**
	2-12/64"	2-14/64"	***R15DS-A***	**17.20**
	2-15/64"	2-19/64"	***R15ES-A***	**17.20**

Hose ID	Hose OD from	Hose OD to	*304 Stainless Steel* Part #	*304 Stainless Steel* Price/E	*Aluminum* Part #	*Aluminum* Price/E
	2-31/64"	2-34/64"	***R2ASS-A***	**$27.80**	***R2AAL-A***	**$20.00**
	2-35/64"	2-38/64"	***R2BSS-A***	**27.80**	***R2BAL-A***	**20.00**
2"	2-39/64"	2-42/64"	***R2CSS-A***	**27.80**	***R2CAL-A***	**20.00**
	2-43/64"	2-46/64"	***R2DSS-A***	**27.80**	***R2DAL-A***	**20.00**
	2-47/64"	2-50/64"	***R2ESS-A***	**27.80**	***R2EAL-A***	**20.00**
	2-62/64"	3-1/64"	***R25ASS-A***	**42.25**	***R25AAL-A***	**30.00**
	3-2/64"	3-6/64"	***R25BSS-A***	**42.25**	***R25BAL-A***	**30.00**
2½"	3-7/64"	3-11/64"	***R25CSS-A***	**42.25**	***R25CAL-A***	**30.00**
	3-12/64"	3-16/64"	***R25DSS-A***	**42.25**	***R25DAL-A***	**30.00**
	3-17/64"	3-21/64"	***R25ESS-A***	**42.25**	***R25EAL-A***	**30.00**
	3-35/64"	3-39/64"	***R3AASS-A***	**48.30**	***R3AAAL-A***	**35.00**
	3-40/64"	3-45/64"	***R3ASS-A***	**48.30**	***R3AAL-A***	**35.00**
3"	3-46/64"	3-50/64"	***R3BSS-A***	**48.30**	***R3BAL-A***	**35.00**
	3-51/64"	3-54/64"	***R3CSS-A***	**48.30**	***R3CAL-A***	**35.00**
	3-55/64"	3-59/64"	***R3DSS-A***	**48.30**	***R3DAL-A***	**35.00**
	4-46/64"	4-48/64"	***R4ESS-A***	**155.00**	**---**	**--**
	4-49/64"	4-51/64"	***R4FSS-A***	**155.00**	**---**	**--**
	4-52/64"	4-54/64"	***R4GSS-A***	**155.00**	**---**	**--**
4"	4-55/64"	4-57/64"	***R4HSS-A***	**155.00**	**---**	**--**
	4-58/64"	4-59/64"	***R4KSS-A***	**155.00**	**---**	**--**
	4-60/64"	4-62/64"	***R4LSS-A***	**155.00**	**---**	**--**
	4-63/64"	5"	***R4MSS-A***	**155.00**	**---**	**--**

Replacement Washers

- replacement washers for 520-H series female internally expanded permanent couplings on pages 401 and 402

Size	*Buna* Part #	Price/E
¾"	***H5071-BU***	**$1.20**
1"	***H5072-BU***	**1.20**
1¼"	***H5073-BU***	**1.20**
1½"	***H5074-BU***	**1.20**
2"	***H5075-BU***	**1.30**
2½"	***H5076-BU***	**1.30**
3"	***H5077-BU***	**1.35**
4"	***H5078-BU***	**1.80**



Permanent Couplings for Pump Hose

The most economical and trouble-free couplings for gas pump hose. Serrations on the stem become imbedded in the hose eliminating wicking and leakage. The shell extends beyond the stem to prevent cutting of interior walls. Tapered ends of stem and shell protect hose when flexed.

- Couplings provide tamper-proof static connection which cannot be broken without completely damaging coupling and hose.
- internal expansion of stem to nominal ID of hose provides full flow
- Broad, firm grip of coupling extends hose life by making it possible for hose to withstand more flexings.
- Hand and electrically operated installation equipment are available. Consult factory for pricing and availability.
- **Caution**: *Reattach static wire if required.* SAFETY ALERT

Hose ID	Male NPT	Hose OD	*Chrome Plated Brass* Part #	Price/E
5/8"	3/4"	1"	***H5741***	**$14.70**
5/8"	3/4"	1-1/32"	***H5742***	**14.70**
3/4"	3/4"	1-9/64"	***H5751***	**16.60**
3/4"	3/4"	1-11/64"	***H5752***	**16.60**
3/4"	3/4"	1-13/64"	***H5753***	**27.10**
3/4"	3/4"	1-7/32"	***H5754***	**27.10**
3/4"	3/4"	1-17/64"	***H5755*** [1]	**27.10**
1"	1"	1-25/64"	***H5771***	**30.50**
1"	1"	1-29/64"	***H5772***	**30.50**
1"	1"	1-1/2"	***H5773***	**30.50**
1"	1"	1-9/16"	***H5774***	**30.50**

[1] thrust plate required ***25000HTL15***

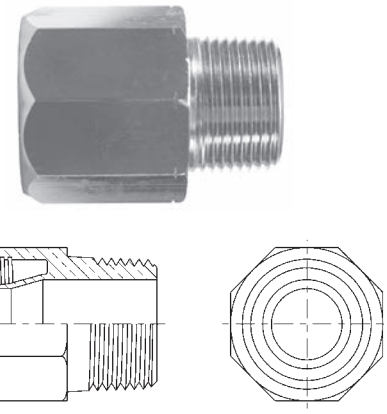

HB Coupling Expander Machine

- hand operated, pull-through type expander
- for use in a fixed location for small production runs or as a portable repair type expander
- attaches sizes ¾" through 2" of the 520-H Series couplings, and all sizes of 570-H and 580-H Series couplings
- expander tooling sold separately

Part #	Price/E
2500HB0000	**$3100.00**



Dubl-Grip® Re-attachable Couplings for Curb Pump Hose

Two-piece re-attachable coupling made of chrome-plated brass for pump hose. Streamlined design prevents damage to hose and fits smartly on new pump equipment. Wide, flat surfaces of body threads protect inside of hose from breaking. Tapered surfaces of sleeve and body cradle hose, prevent one-point strain from flexing. Hose is gripped on its full circumference in two places, ensuring a rigid leakproof connection.

- couplings have standard male NPT threads
- worn portion of hose can be removed and Dubl-Grip® can be reapplied
- easy assembly:
  Hose is held in position by sleeve as body is threaded home.
  Only a wrench is required to assemble the Dubl-Grip®.
- **Caution**: *Reattach static wire if required.* SAFETY ALERT

H-600 Series
Dubl-Grip® Swivel Reattachables

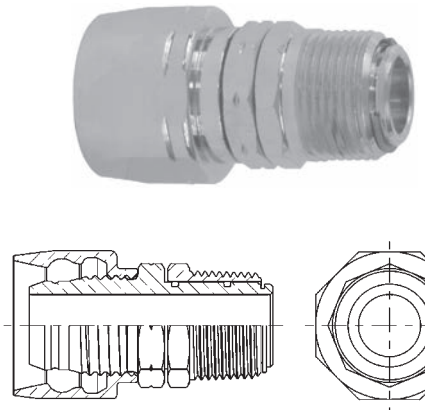

Hose ID	Male NPT	Hose OD	*Chrome Plated Brass* Part #	Price/E
5/8"	3/4"	1-1/16"	***H600*** [1]	**$22.60**
5/8"	3/4"	1"	***H601*** [1]	**22.60**
5/8"	3/4"	1-1/32"	***H602*** [1]	**22.60**
3/4"	3/4"	1-1/8"	***H603***	**37.50**
3/4"	3/4"	1-13/64"	***H604***	**37.50**
3/4"	3/4"	1-1/4"	***H605***	**37.50**
1"	1"	1-3/8"	***H609*** [2]	**58.00**
1"	1"	1-7/16"	***H610*** [2]	**58.00**
1"	1"	1-1/2"	***H611*** [2]	**58.00**

[1] items will be discontinued when stock is depleted
[2] octagonal shape

Dubl-Grip® Reattachables

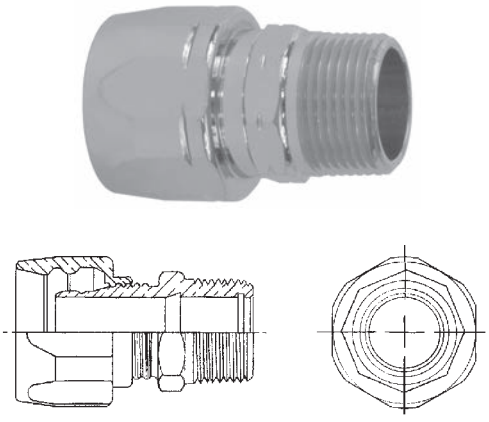

Hose ID	Male NPT	Hose OD	*Chrome Plated Brass* Part #	Price/E
5/8"	3/4"	1"	***850212***	**$20.50**
5/8"	3/4"	1-1/32"	***850213***	**20.50**
5/8"	3/4"	1-1/16"	***850214***	**20.50**
3/4"	3/4"	1-1/8"	***850451***	**27.60**
3/4"	3/4"	1-13/64"	***850455***	**27.60**
3/4"	3/4"	1-1/4"	***850453***	**27.60**
1"	1"	1-3/8"	***850841*** [1]	**42.00**
1"	1"	1-7/16"	***850801*** [1]	**42.00**
1"	1"	1-1/2"	***850811*** [1]	**42.00**

[1] octagonal shape

CIP Internal Expansion (IX) Sanitary Style Hose Couplings

- **Clean-In-Place** (CIP) compliant
- Flow Chief internal expansion (IX) fittings are only to be used with Flow Chief stainless steel ferrules.
- Flow Chief Sanitary fittings are used in the food, dairy and beverage industries.

Sanitary Clamp End Stems

- see pages 421-425 for sanitary style gaskets
- see pages 408-409 for sanitary style clamps
- special plug is required to expand CIP compliant fittings
- special adapter plate is required to expand 1½" CIP compliant fittings
- 3A compliant when assembled by 3A authorized hose shop



Size	*304 Stainless Steel*	
	Part #	Price/E
1½"	***IXSE24-3A***	**$166.85**
2"	***IXSE32-3A***	**195.00**
3"	***IXSE48-3A***	**350.00**

Tube Weld End Stem

- special plug is required to expand CIP compliant fittings



Size	*304 Stainless Steel*	
	Part #	Price/E
2"	***IXPE32-3A***	**$175.00**

Special Expansion Plug for CIP Compliant IX Fittings



Hose Size	Part #
1½"	***IXFDPLG137***
2"	***IXFDPLG187***
3"	***IXFDPLG287***

Flow Chief Ferrules

- the ferrule ID's are designed in increments of 1/16"



Hose ID	Hose OD		*304 stainless steel*	
	from	to	Part #	Price/E
1½" [1]	1-56/64"	1-59/64"	***24PFX1.937***	**$102.90**
	1-60/64"	1-63/64"	***24PFX2.000***	**102.90**
	2"	2-3/64"	***24PFX2.062***	**102.90**
	2-4/64"	2-7/64"	***24PFX2.125***	**102.90**
	2-8/64"	2-11/64"	***24PFX2.187***	**102.90**
	2-12/64"	2-15/64"	***24PFX2.250***	**102.90**
	2-16/64"	2-19/64"	***24PFX2.312*** [2]	**102.90**
2" [1]	2-28/64"	2-31/64"	***32PFX2.500***	**105.00**
	2-32/64"	2-35/64"	***32PFX2.562***	**105.00**
	2-36/64"	2-39/64"	***32PFX2.625***	**105.00**
	2-40/64"	2-43/64"	***32PFX2.687***	**105.00**
	2-44/64"	2-47/64"	***32PFX2.750***	**105.00**
	2-48/64"	2-51/64"	***32PFX2.812***	**105.00**
	2-52/64"	2-55/64"	***32PFX2.875***	**105.00**
	2-56/64"	2-59/64"	***32PFX2.937***	**105.00**
2½"	3"	3-3/64"	***40PFX3.062***	**151.00**
	3-4/64"	3-7/64"	***40PFX3.125***	**151.00**
	3-8/64"	3-11/64"	***40PFX3.187***	**151.00**
	3-12/64"	3-15/64"	***40PFX3.250***	**151.00**
	3-16/64"	3-19/64"	***40PFX3.312***	**151.00**
	3-20/64"	3-23/64"	***40PFX3.375***	**151.00**
	3-28/64"	3-31/64"	***40PFX3.500***	**151.00**

Hose ID	Hose OD		*304 stainless steel*	
	from	to	Part #	Price/E
3"	3-32/64"	3-35/64"	***48PFX3.562***	**$172.50**
	3-36/64"	3-39/64"	***48PFX3.625***	**172.50**
	3-40/64"	3-43/64"	***48PFX3.687***	**172.50**
	3-44/64"	3-47/64"	***48PFX3.750***	**172.50**
	3-48/64"	3-51/64"	***48PFX3.812***	**172.50**
	3-52/64"	3-55/64"	***48PFX3.875***	**172.50**
	3-56/64"	3-59/64"	***48PFX3.937***	**172.50**
	3-60/64"	3-63/64"	***48PFX4.000***	**172.50**
	4"	4-3/64"	***48PFX4.062***	**172.50**
	4-4/64"	4-7/64"	***48PFX4.125***	**172.50**
4"	4-36/64"	4-39/64"	***64PFX4.625***	**235.00**
	4-40/64"	4-43/64"	***64PFX4.687***	**235.00**
	4-44/64"	4-47/64"	***64PFX4.750***	**235.00**
	4-48/64"	4-51/64"	***64PFX4.812***	**235.00**
	4-52/64"	4-55/64"	***64PFX4.875***	**235.00**
	4-56/64"	4-59/64"	***64PFX4.937***	**235.00**

[1] 1½" and 2" ferrules do not have serrations on the ID
[2] consult the factory for working pressure

Internal Expansion (IX) Sanitary Style Hose Couplings



- sanitary style end
- Flow Chief internal expansion (IX) fittings are only to be used with Flow Chief stainless steel ferrules
- see pages 421-425 for sanitary style gaskets
- see pages 408-409 for sanitary style clamps

Size	*304 Stainless Steel*	
	Part #	Price/E
1½"	***IXSE24***	**$138.40**
2"	***IXSE32***	**169.00**
2½"	***IXSE40***	**270.00**
3"	***IXSE48***	**350.50**
4"	***IXSE64***	**470.00**

Internal Expansion (IX) Male NPT Hose Couplings



- Flow Chief internal expansion (IX) fittings are only to be used with Flow Chief stainless steel ferrules

Size	*304 Stainless Steel*	
	Part #	Price/E
1½"	***IXMS24***	**$186.35**
2"	***IXMS32***	**180.00**
2½"	***IXMS40***	**230.00**
3"	***IXMS48***	**351.00**
4"	***IXMS64***	**500.00**

Internal Expansion (IX) Bevel Seat Hose Couplings

- Flow Chief internal expansion (IX) fittings are only to be used with Flow Chief stainless steel ferrules
- see page 434 for bevel seat gaskets

Female Shank



- only use with the IXAN nuts shown below

Size	*304 Stainless Steel*	
	Part #	Price/E
1½"	***IXFS24***	**$154.35**
2"	***IXFS32***	**210.10**
2½"	***IXFS40***	**236.90**
3"	***IXFS48***	**375.00**
4"	***IXFS64***	**395.00**

Threaded Hex Nuts



series 13H *(modified)*

Size	*304 Stainless Steel*	
	Part #	Price/E
1½"	***IXAN24***	**$37.10**
2"	***IXAN32***	**49.10**
2½"	***IXAN40***	**73.00**
3"	***IXAN48*** [1]	**92.25**
4"	***IXAN64***	**150.00**

[1] modified for use on CBSR300: ***IXAN300*** **$99.00**

Dixon Sanitary Style Crimp Stems

Sanitary End x Hose Shank

- sanitary style end
- Dixon sanitary crimp stems are only to be used with Dixon sanitary stainless steel crimp ferrules
- reference pages 680-681 for crimp recommendations



Size	*316 Stainless Steel* Part #	Price/E
1"	***CSSR100***	**$75.60**
1½"	***CSSR150***	**77.85**
2"	***CSSR200***	**135.50**
3"	***CSSR300***	**302.60**
4"	***CSSR400***	**562.85**

Female Bevel Seat End x Hose Shank

- only to be used with IXAN nuts on page 406



Size	Nut Used	*316 Stainless Steel* Part #	Price/E
1"	13H-G100	***CBSR100***	**$75.60**
1½"	IXAN24	***CBSR150***	**77.85**
2"	IXAN32	***CBSR200***	**135.50**
3"	IXAN300	***CBSR300*** [1]	**302.10**
4"	IXAN64	***CBSR400***	**562.85**

Female I-Line End x Hose Shank



Size	*316 Stainless Steel* Part #	Price/E
1½"	***CILR150***	**$77.85**
2"	***CILR200***	**135.50**
3"	***CILR300***	**302.10**
4"	***CILR400***	**562.85**

Tube Weld End x Hose Shank



Size	*316 Stainless Steel* Part #	Price/E
1½"	***CTER150***	**$77.85**
2"	***CTER200***	**135.50**
3"	***CTER300***	**302.10**
4"	***CTER400***	**562.85**

Dixon Sanitary Crimp Ferrules



- manufactured in AISI 304 stainless steel
- ferrules have a surface finish of 63 or better

Hose ID	Hose OD from	Hose OD to	*304 stainless steel* Part #	Price/E
1"	1-26/64"	1-28/64"	***F16G-1453***	**$51.50**
	1-29/64"	1-31/64"	***F16G-1500***	**51.50**
	1-32/64"	1-34/64"	***F16G-1547***	**51.50**
	1-35/64"	1-37/64"	***F16G-1594***	**51.50**
	1-38/64"	1-40/64"	***F16G-1641***	**51.50**
1½"	1-58/64"	1-61/64"	***F24G-1969***	**59.45**
	1-62/64"	2-1/64"	***F24G-2031***	**59.45**
	2-2/64"	2-5/64"	***F24G-2094***	**59.45**
	2-6/64"	2-9/64"	***F24G-2156***	**59.45**

Hose ID	Hose OD from	Hose OD to	*304 stainless steel* Part #	Price/E
2"	2-30/64"	2-33/64"	***F32G-2531***	**$77.80**
	2-34/64"	2-37/64"	***F32G-2594***	**77.80**
	2-38/64"	2-41/64"	***F32G-2656***	**77.80**
	2-42/64"	2-45/64"	***F32G-2719***	**77.80**
3"	3-39/64"	3-42/64"	***F48G-3625***	**208.00**
	3-40/64"	3-43/64"	***F48G-3688***	**208.00**
	3-44/64"	3-47/64"	***F48G-3750***	**208.00**
	3-48/64"	3-51/64"	***F48G-3813***	**208.00**
	3-52/64"	3-55/64"	***F48G-3875***	**208.00**
	3-56/64"	3-59/64"	***F48G-3938***	**208.00**
4"	4-40/64"	4-43/64"	***F64G-4688***	**409.15**
	4-44/64"	4-47/64"	***F64G-4750***	**409.15**
	4-48/64"	4-51/64"	***F64G-4813***	**409.15**
	4-52/64"	4-55/64"	***F64G-4875***	**409.15**
	4-56/64"	4-59/64"	***F64G-4938***	**409.15**

Clamps

Service pressure ratings are based on the following parameters: matching elastomer gaskets and weld ferrules properly aligned and assembled with the clamps tightened to the required torque (**25 in. lbs.**). Tests are done hydrostatically with no water hammer or shock loads. Please note the pressure ratings of the described unions are above the recommended pipe line operating pressures.

"A Tale of Two Clamps" YouTube Link
http://youtu.be/LEwAjHaW5lI

Single Pin Squeeze Clamps - *13MHHM-Q*

- patented design



Tube OD	Dimension A	304 Stainless Steel Part #	Price/E
½" - ¾"	1.062	***13MHHM-Q75***	**$33.80**
1" - 1½"	2.122	***13MHHM-Q100150***	**41.55**
2"	2.654	***13MHHM-Q200***	**48.65**
2½"	3.185	***13MHHM-Q250***	**62.80**
3"	3.717	***13MHHM-Q300***	**65.85**
4"	4.820	***13MHHM-Q400***	**76.50**

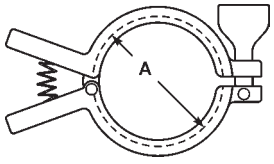

Single Pin Heavy Duty Clamps - *13MHHM*

with cross hole wing nut



Tube OD	Dimension A	304 Stainless Steel Part #	Price/E
½" - ¾"	1.062	***13MHHM50-75***	**$9.20**
1" - 1½"	2.122	***13MHHM100-150***	**17.35**
2"	2.654	***13MHHM200***	**18.75**
2½"	3.185	***13MHHM250***	**21.45**
3"	3.717	***13MHHM300***	**23.45**
4"	4.820	***13MHHM400***	**29.55**
5"	5.820	***13MHHM500***	**84.10**
6"	6.695	***13MHHM600***	**63.25**
8"	8.695	***13MHHM800***	**90.75**

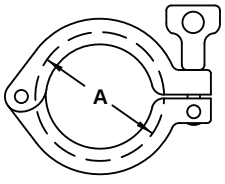

Single Pin Heavy Duty Clamps - *13MHHM***SN*

with serrated wing nut



Tube OD	Dimension A	304 Stainless Steel Part #	Price/E
½" - ¾"	1.062	***13MHHM50-75SN***	**$9.20**
1" - 1½"	2.122	***13MHHM100-150SN***	**17.35**
2"	2.654	***13MHHM200SN***	**18.75**
2½"	3.185	***13MHHM250SN***	**21.45**
3"	3.717	***13MHHM300SN***	**23.45**
4"	4.820	***13MHHM400SN***	**29.55**
6"	6.695	***13MHHM600SN***	**63.25**
8"	8.695	***13MHHM800SN***	**90.75**

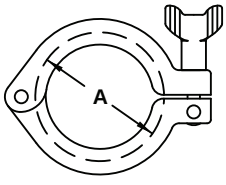

Double Pin Heavy Duty Clamps - *13MHHM-DP*



Tube OD	Dimension A	304 Stainless Steel Part #	Price/E
1" - 1½"	2.122	***13MHHM-DP100150***	**$21.60**
2"	2.654	***13MHHM-DP200***	**24.55**
2½"	3.185	***13MHHM-DP250***	**28.40**
3"	3.717	***13MHHM-DP300***	**31.95**
4"	4.820	***13MHHM-DP400***	**39.05**
10"	10.740	***13MHHM-DP1000***	**262.80**

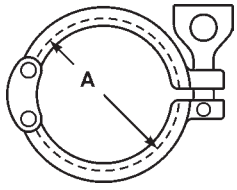

Clamps

3 Segment Clamps - *13MHHM-3P*

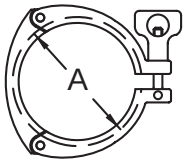

Tube OD	Dimension A	*304 Stainless Steel* Part #	Price/E
1" - 1½"	2.122	***13MHHM-3P100150***	**$28.45**
2"	2.654	***13MHHM-3P200***	**32.65**
2½"	3.185	***13MHHM-3P250***	**39.20**
3"	3.717	***13MHHM-3P300***	**46.55**
4"	4.820	***13MHHM-3P400***	**55.60**
12"	12.740	***13MHHM-3P1200***	**632.45**



- wing nut should be tightened to 25 in. lb. torque

Bolted Clamps - *13MHP*

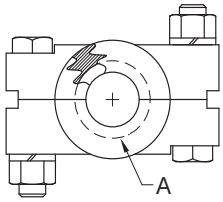

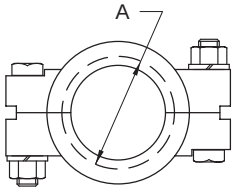

Tube OD	Dimension A	*304 Stainless Steel* Part #	Price/E
½" - ¾"	1.062	***13MHP75***	**$28.45**
1" - 1½"	2.046	***13MHP100-150***	**34.05**
2"	2.578	***13MHP200***	**42.40**
2½"	3.110	***13MHP250***	**46.30**
3"	3.640	***13MHP300***	**56.35**
4"	4.744	***13MHP400***	**63.65**
6"	6.632	***13MHP600***	**94.50**
8"	8.638	***13MHP800***	**297.10**
10"	10.740	***13MHP1000***	**819.55**
12"	12.740	***13MHP1200***	**924.20**



½" - ¾"



1" - 12"

- nuts should be tightened to 20 ft. lbs. torque

Toggle Clamps - *13MHLA*

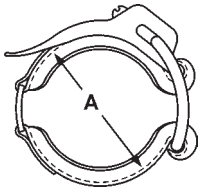

Tube OD	Dimension A	*304 Stainless Steel* Part #	Price/E
1" - 1½"	2.122	***13MHLA100-150***	**$56.90**
2"	2.654	***13MHLA200***	**59.65**
2½"	3.185	***13MHLA250***	**64.10**
3"	3.717	***13MHLA300***	**101.90**
4"	4.820	***13MHLA400***	**108.30**



T-bolt Clamps - *13MO*

- 1" - 3" nuts tightened to 20 in. lb. of torque
  4" nut tightened to 30 in. lb. of torque
  6" nut tightened to 40 in. lb. of torque
  8" - 12" nuts tightened to 50 in. lb. of torque
- all nuts are brass

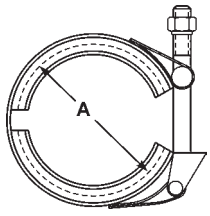

Tube OD	Dimension A	*304 Stainless Steel* Part #	Price/E
1" - 1½"	2.080	***13MO100-150***	**$37.05**
2"	2.610	***13MO200***	**40.75**
2½"	3.140	***13MO250***	**49.95**
3"	3.670	***13MO300***	**50.90**
4"	4.780	***13MO400***	**71.50**
6"	6.690	***13MO600***	**98.95**
8" *	8.690	***13MO800***	**147.55**
10" *	10.690	***13MO1000***	**186.50**
12" *	12.690	***13MO1200***	**248.15**



* 2 bolt configuration

Clamps

Dairy Clamps - *13WGC*



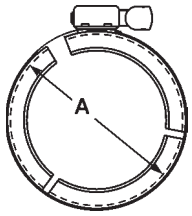

Tube OD	Service Pressure Rating @ 70°F *	Service Pressure Rating @ 250°F *	A	*304 Stainless Steel* Part #	Price/E
1" - 1½"	100	75	2.080	***13WGC100-150***	**$13.25**
2"	100	75	2.610	***13WGC200***	**13.85**
2½"	100	75	3.140	***13WGC250***	**17.00**
3"	100	75	3.670	***13WGC300***	**18.35**
4"	100	75	4.780	***13WGC400***	**21.75**

* finger tight

Accessories

Spring Loaded Nut - *13SLN*

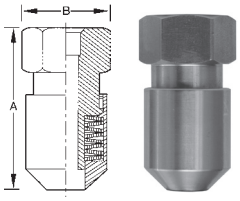



- Lines using PTFE gaskets that are subject to large temperature swings can benefit from this special product. As the PTFE is compressed through the cycling of the lines, the spring load will help keep the connection from leaking.
- If the lines suffer from vibration and bolted clamps are not an option, refitting single pin clamps with this nut will keep the connections from leaking for a longer time than the standard wing nuts.
- If you transport material in tanks via truck, the vibrations can loosen the standard single pin clamps. Spring loaded nuts can add a level of insurance to the shipment.
- *Note:* can be used on all wing nut style clamps

Thread	A	B	*304 Stainless Steel* Part #	Price/E
5/16 - 18	1.73	.875	***13SLN***	**$99.40**

* torque to 50 in. lb.

Torque-Rite® Nuts - *13TR*



- an audible "*click*" indicating correct inch/pounds force
- maintains constant 30 or 50 inch/pounds force
- manual override feature
- retrofits all sanitary clamps, ¾" through 12"
- works in rupture disk applications
- no torque wrench or special training required

Description	Part #	Price/E
Torque-Rite® 30 in. lb nut	***13TR-30***	**$309.25**
Torque-Rite® 50 in. lb nut	***13TR-50***	**309.25**

Nuts and Bolts



Description	Part #	Price/E
Cross hole wing nut 5/16"-18	***13WNX***	**$12.10**
Mini cross hole wing nut 5/16"-18 for ½" - ¾" clamps	***13WNXM***	**12.10**
Serrated wing nut 5/16"-18	***13WNS***	**12.10**
Hex wing nut 5/16"-18	***13WNH***	**12.10**
Bronze hex nut 3/8"-16 for bolted clamps	***13BN***	**2.85**
Bolt 3/8"-16 x 2¼" for 1½" bolted clamps	***13CB-2.25***	**9.25**
Bolt 3/8"-16 x 2¾" for 2" and 2½" bolted clamps	***13CB-2.75***	**9.25**
Bolt 3/8"-16 x 3¼" for 3" - 12" bolted clamps	***13CB-3.25***	**9.25**
Rivet pin for ½" - 5" single pin clamps 5/16" x 1"	***13RP***	**4.55**
Rivet pin for 6" and 8" single pin clamps 5/16" x 1-1/8"	***13RP6***	**5.60**
5/16"-18 x 2" threaded eye bolt for ½" - 5" clamps	***13IB***	**3.75**
5/16"-18 x 2½" threaded eye bolt for 6" - 12" clamps	***13IB6***	**3.75**

Clamp Ferrules

Short Weld Ferrules - *14WMP* 3A

Tube OD	Dimensions			304 Stainless Steel		316L Stainless Steel	
	A	B	C	Part #	Price/E	Part #	Price/E
½"	.500	.370	.500	***14WMP-G50***	**$7.30**	***14WMP-R50***	**$10.00**
¾"	.500	.620	.750	***14WMP-G75***	**7.30**	***14WMP-R75***	**10.00**
1"	.500	.870	1.000	***14WMP-G100***	**7.50**	***14WMP-R100***	**10.10**
1½"	.500	1.370	1.500	***14WMP-G150***	**7.50**	***14WMP-R150***	**10.10**
2"	.500	1.870	2.000	***14WMP-G200***	**9.00**	***14WMP-R200***	**12.25**
2½"	.500	2.370	2.500	***14WMP-G250***	**12.95**	***14WMP-R250***	**19.60**
3"	.500	2.870	3.000	***14WMP-G300***	**17.05**	***14WMP-R300***	**23.65**
4"	.625	3.834	4.000	***14WMP-G400***	**27.05**	***14WMP-R400***	**35.20**
5"	.750	4.782	5.000	***14WMP-G500***	**346.60**	***14WMP-R500***	**425.20**
6"	.875	5.782	6.000	***14WMP-G600***	**119.25**	***14WMP-R600***	**151.05**
8"	.875	7.782	8.000	***14WMP-G800***	**157.10**	***14WMP-R800***	**228.85**
10"	.875	9.782	10.000	***14WMP-G1000***	**370.35**	***14WMP-R1000***	**470.70**
12"	.875	11.760	12.000	***14WMP-G1200***	**575.60**	***14WMP-R1200***	**782.55**



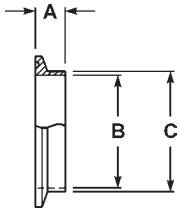

Long Weld Ferrules - *L14AM7* 3A

Tube OD	Dimensions			304 Stainless Steel		316L Stainless Steel	
	A	B	C	Part #	Price/E	Part #	Price/E
½"	1.125	.370	.500	***L14AM7-G50***	**$9.70**	***L14AM7-R50***	**$12.45**
¾"	1.125	.620	.750	***L14AM7-G75***	**9.70**	***L14AM7-R75***	**12.45**
1"	1.125	.870	1.000	***L14AM7-G100***	**11.40**	***L14AM7-R100***	**15.00**
1½"	1.125	1.370	1.500	***L14AM7-G150***	**11.40**	***L14AM7-R150***	**15.00**
2"	1.125	1.870	2.000	***L14AM7-G200***	**14.40**	***L14AM7-R200***	**18.65**
2½"	1.125	2.370	2.500	***L14AM7-G250***	**18.30**	***L14AM7-R250***	**28.15**
3"	1.125	2.870	3.000	***L14AM7-G300***	**23.95**	***L14AM7-R300***	**33.85**
4"	1.125	3.834	4.000	***L14AM7-G400***	**34.00**	***L14AM7-R400***	**45.50**
6"	1.500	5.782	6.000	***L14AM7-G600***	**222.40**	***L14AM7-R600***	**287.70**
8"	1.500	7.782	8.000	***L14AM7-G800***	**296.65**	***L14AM7-R800***	**498.95**
10"	1.750	9.782	10.000	***L14AM7-G1000***	**626.55**	***L14AM7-R1000***	**816.25**
12"	1.750	11.760	12.000	***L14AM7-G1200***	**957.60**	***L14AM7-R1200***	**1169.50**



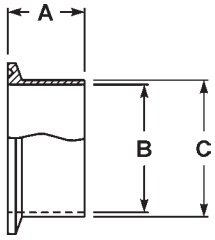

Automatic Weld Ferrules - *TL14AM7* 3A

- meets ASME BPE-2009 specifications

Tube OD	Dimensions			316L Stainless Steel	
	A	B	C	Part #	Price/E
½"	1.750	.370	.500	***TL14AM7-050PL***	**$29.55**
¾"	1.750	.620	.750	***TL14AM7-075PL***	**29.55**
1"	1.750	.870	1.000	***TL14AM7-100PL***	**27.90**
1½"	1.750	1.370	1.500	***TL14AM7-150PL***	**27.90**
2"	2.250	1.870	2.000	***TL14AM7-200PL***	**32.25**
3"	2.250	2.870	3.000	***TL14AM7-300PL***	**67.55**
4"	2.250	3.834	4.000	***TL14AM7-400PL***	**151.40**



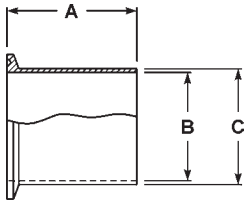

Tank Weld Ferrules (light duty) - *14WLMP* 3A

Tube OD	Dimensions				304 Stainless Steel		316L Stainless Steel	
	A	B	C	D	Part #	Price/E	Part #	Price/E
1"	3.000	.870	1.000	1.984	***14WLMP-G100***	**$31.25**	***14WLMP-R100***	**$94.75**
1½"	3.000	1.370	1.500	1.984	***14WLMP-G150***	**31.25**	***14WLMP-R150***	**94.75**
2"	3.000	1.870	2.000	2.516	***14WLMP-G200***	**39.70**	***14WLMP-R200***	**122.20**
2½"	3.000	2.370	2.500	3.047	***14WLMP-G250***	**54.70**	***14WLMP-R250***	**173.60**
3"	4.000	2.870	3.000	3.579	***14WLMP-G300***	**68.45**	***14WLMP-R300***	**230.80**
4"	4.000	3.834	4.000	4.682	***14WLMP-G400***	**103.70**	***14WLMP-R400***	**346.45**
6"	6.000	5.782	6.000	6.562	***14WLMP-G600***	**508.70**	***14WLMP-R600***	**701.30**



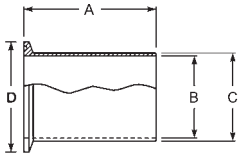

Clamp Ferrules

3A Tank Weld Ferrules (heavy wall) - *14MPW*

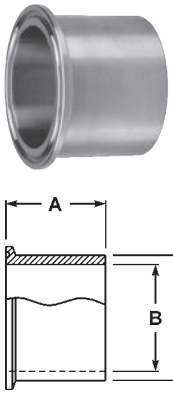

- certified ASME materials

Tube OD	Dimensions A	B	C	*316L Stainless Steel* Part #	Price/E
½"	1.625	.321	.502	***14MPW-R50***	**$74.60**
¾"	1.625	.574	.750	***14MPW-R75***	**74.60**
1"	1.625	.870	1.160	***14MPW-R100***	**38.30**
1½"	1.625	1.370	1.676	***14MPW-R150***	**38.30**
2"	1.750	1.870	2.192	***14MPW-R200***	**48.60**
2½"	1.750	2.370	2.708	***14MPW-R250***	**67.40**
3"	1.813	2.870	3.224	***14MPW-R300***	**88.80**
4"	2.125	3.834	4.256	***14MPW-R400***	**157.40**
6"	2.500	5.758	6.192	***14MPW-R600***	**997.60**

3A Roll-on Expanding Ferrules - *14RMP*



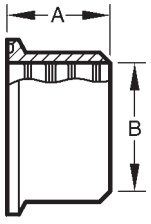

For use when modifying or repairing existing on-site farm milk handling systems.

Tube OD	Dimensions A	B	*304 Stainless Steel* Part #	Price/E	*316L Stainless Steel* Part #	Price/E
1"	.750	1.005	***14RMP-G100***	**$9.35**	***14RMP-R100***	**$42.10**
1½"	1.125	1.505	***14RMP-G150***	**11.85**	***14RMP-R150***	**26.55**
2"	1.312	2.005	***14RMP-G200***	**15.60**	***14RMP-R200***	**40.20**
2½"	1.375	2.505	***14RMP-G250***	**20.95**	***14RMP-R250***	**128.25**
3"	1.437	3.005	***14RMP-G300***	**24.75**	***14RMP-R300***	**113.65**
4"	1.500	4.005	***14RMP-G400***	**38.50**	***14RMP-R400***	**221.90**

3A Reducing Ferrules - *B31WMP*



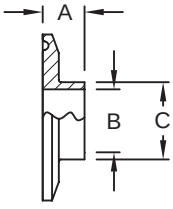

Tube OD	Dimensions A	B	C	*304 Stainless Steel* Part #	Price/E
2" x 1"	.500	.870	1.000	***B31WMP-G200100***	**$140.65**
2½" x 1½"	.500	1.370	1.500	***B31WMP-G250150***	**298.15**
2½" x 2"	.500	1.870	2.000	***B31WMP-G250200***	**300.70**
3" x 2"	.500	1.870	2.000	***B31WMP-G300200***	**362.45**
4" x 2"	.625	1.870	2.000	***B31WMP-G400200***	**476.80**
4" x 3"	.625	2.870	3.000	***B31WMP-G400300***	**655.25**

Clamp Caps

End Caps - *16AMP*

- Specify if you are using a piping system or a tubing system when ordering.

Tube OD	Dimensions A	Dimensions B	*304 Stainless Steel* Part #	*304 Stainless Steel* Price/E	*316L Stainless Steel* Part #	*316L Stainless Steel* Price/E
½" - ¾"	.187	.992	***16AMP-G50-75***	**$5.90**	***16AMP-R50-75***	**$9.20**
1" - 1½"	.250	1.984	***16AMP-G100-150***	**8.55**	***16AMP-R100-150***	**10.45**
2"	.250	2.516	***16AMP-G200***	**9.35**	***16AMP-R200***	**13.60**
2½"	.250	3.047	***16AMP-G250***	**14.05**	***16AMP-R250***	**19.70**
3"	.250	3.579	***16AMP-G300***	**19.25**	***16AMP-R300***	**26.70**
4"	.312	4.682	***16AMP-G400***	**35.80**	***16AMP-R400***	**51.25**
5"	.312	5.687	***16AMP-G500***	**525.00**	***16AMP-R500***	**792.30**
6"	.437	6.570	***16AMP-G600***	**140.65**	***16AMP-R600***	**173.65**
8"	.437	8.570	***16AMP-G800***	**312.05**	***16AMP-R800***	**388.75**
10"	.437	10.570	***16AMP-G1000***	**501.25**	***16AMP-R1000***	**984.05**
12"	.437	12.750	***16AMP-G1200***	**693.70**	***16AMP-R1200***	**1333.25**



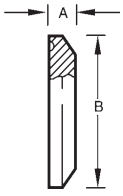

Thermometer Caps - *B23BMP*

Tube OD	Dimensions A	Dimensions B	Dimensions C *	*304 Stainless Steel* Part #	*304 Stainless Steel* Price/E	*316L Stainless Steel* Part #	*316L Stainless Steel* Price/E
½"	.500	.993	1/4 NPT	**---**	**---**	***B23BMP-R5014***	**$216.25**
¾"	.500	.993	1/4 NPT	**---**	**---**	***B23BMP-R7514***	**240.30**
1"	.625	1.984	1/2 NPT	***B23BMP-G100***	**$39.60**	***B23BMP-R100***	**50.25**
1½"	.625	1.984	3/4 NPT	***B23BMP-G150***	**34.70**	***B23BMP-R150***	**50.25**
2"	.625	2.516	3/4 NPT	***B23BMP-G200***	**52.15**	***B23BMP-R200***	**66.70**
2½"	.625	3.047	3/4 NPT	***B23BMP-G250***	**68.20**	***B23BMP-R250***	**108.20**
3"	.625	3.579	3/4 NPT	***B23BMP-G300***	**89.75**	***B23BMP-R300***	**116.00**
4"	.625	4.682	3/4 NPT	***B23BMP-G400***	**135.35**	***B23BMP-R400***	**179.50**

* other NPT tap sizes available



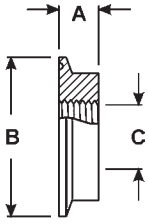

Clamp Adapters

Tygon Hose Adapters - *14MPHT*

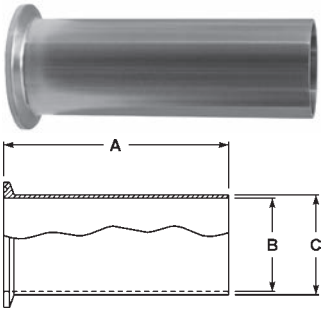

Tube OD	Dimensions A	B	C	*316L Stainless Steel* Part #	Price/E
¾"	4.000	.620	.750	***14MPHT-R75***	**$400.25**
1"	4.500	.870	1.000	***14MPHT-R100***	**71.75**
1½"	4.500	1.370	1.500	***14MPHT-R150***	**71.75**
2"	4.500	1.870	2.000	***14MPHT-R200***	**78.90**
2½"	4.500	2.370	2.500	***14MPHT-R250***	**105.25**
3"	4.500	2.870	3.000	***14MPHT-R300***	**131.30**
4"	4.625	3.834	4.000	***14MPHT-R400***	**210.60**

Rubber Hose Adapters - *14MPHR*



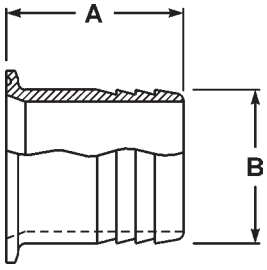

Tube OD	Hose Size	Dimensions A	B	*304 Stainless Steel* Part #	Price/E	*316L Stainless Steel* Part #	Price/E
1/2"	1/4"	1.500	.250	---	---	***14MPHR-R5025***	**136.40**
1/2"	1/2"	1.500	.500	---	---	***14MPHR-R50***	**89.90**
1/2"	3/4"	1.500	.750	---	---	***14MPHR-R5075***	**136.40**
3/4"	1/4"	1.500	.250	---	---	***14MPHR-R7525***	**112.45**
3/4"	3/8"	1.500	.375	---	---	***14MPHR-R75375***	**112.45**
3/4"	1/2"	1.500	.500	---	---	***14MPHR-R7550***	**112.45**
3/4"	3/4"	1.500	.750	---	---	***14MPHR-R75***	**94.00**
1"	3/8"	1.500	.375	---	---	***14MPHR-R100375***	**204.30**
1"	1/2"	1.500	.500	***14MPHR-G10050***	**$158.45**	***14MPHR-R10050***	**196.20**
1"	3/4"	1.688	.750	***14MPHR-G10075***	**158.45**	***14MPHR-R10075***	**232.05**
1"	1"	1.688	1.000	***14MPHR-G100***	**42.50**	***14MPHR-R100***	**180.95**
1-1/2"	1/2"	1.500	.500	***14MPHR-G15050***	**122.35**	***14MPHR-R15050***	**204.10**
1-1/2"	5/8"	1.500	.625	---	---	***14MPHR-R150625***	**204.10**
1-1/2"	3/4"	1.500	.750	***14MPHR-G15075***	**122.35**	***14MPHR-R15075***	**204.10**
1-1/2"	1"	1.687	1.000	***14MPHR-G150100***	**115.05**	***14MPHR-R150100***	**171.85**
1-1/2"	1-1/2"	1.689	1.500	***14MPHR-G150***	**47.10**	***14MPHR-R150***	**153.00**
2"	1-1/2"	2.312	1.500	***14MPHR-G200150***	**223.20**	***14MPHR-R200150***	**324.30**
2"	2"	2.313	2.000	***14MPHR-G200***	**67.25**	***14MPHR-R200***	**148.85**
2-1/2"	2-1/2"	2.344	2.500	***14MPHR-G250***	**95.55**	***14MPHR-R250***	**260.90**
3"	3"	3.094	3.000	***14MPHR-G300***	**113.10**	***14MPHR-R300***	**332.70**
4"	4"	3.406	4.000	***14MPHR-G400***	**151.95**	***14MPHR-R400***	**736.15**
6"	6"	3.406	6.000	***14MPHR-G600***	**1422.80**	***14MPHR-R600***	**1843.85**

304 Brewery Hose Barb Adapters - *14MPHRL*



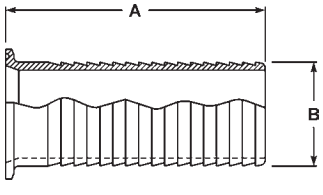

- suitable for use with band clamps

Tube OD	Hose Size	Dimensions A	B	*304 Stainless Steel* Part #	Price/E
1"	1"	3.500	1.030	***14MPHRL100***	**$56.60**
1½"	1½"	5.000	1.030	***14MPHRL150***	**64.20**
2"	2"	5.000	2.030	***14MPHRL200***	**82.15**
2½"	2½"	5.500	2.545	***14MPHRL250***	**100.30**
3"	3"	5.500	3.030	***14MPHRL300***	**132.05**
4"	4"	5.500	4.030	***14MPHRL400***	**183.40**

SAFETY ALERT

Use of PVC tubing requires special techniques to prevent leakage. All assembly work must be done with heated tube. Cold durometer is 90 as opposed to rubber hose at 65 to 70 durometer. Banding buckles must be at 180° from one another.

Clamp Adapters

Clamp x Male NPT Adapters - *21MP*

Tube OD	Thread Size	Dimensions A	Dimensions B	*304 Stainless Steel* Part #	*304 Stainless Steel* Price/E	*316L Stainless Steel* Part #	*316L Stainless Steel* Price/E
1/2"	1/4"	2.000	.595	---	---	***21MP-R5025***	**$85.80**
1/2"	3/8"	2.000	.600	---	---	***21MP-R50375***	**85.80**
1/2"	1/2"	1.625	.782	---	---	***21MP-R50***	**78.30**
1/2"	3/4"	2.000	.794	---	---	***21MP-R5075***	**117.00**
3/4"	1/4"	2.000	.595	---	---	***21MP-R7525***	**95.35**
3/4"	3/8"	2.000	.600	---	---	***21MP-R75375***	**189.20**
3/4"	1/2"	2.000	.782	---	---	***21MP-R7550***	**95.35**
3/4"	3/4"	1.787	.794	---	---	***21MP-R75***	**66.35**
1"	1/2"	2.187	.782	***21MP-G10050***	**$102.25**	***21MP-R10050***	**147.85**
1"	3/4"	2.187	.794	***21MP-G10075***	**102.25**	***21MP-R10075***	**147.85**
1"	1"	2.250	.985	***21MP-G100***	**98.60**	***21MP-R100***	**115.50**
1"	1-1/4"	2.438	1.009	***21MP-G100125***	**203.75**	***21MP-R100125***	**230.80**
1"	1-1/2"	2.438	1.025	***21MP-G100150***	**203.75**	***21MP-R100150***	**221.10**
1"	2"	2.625	1.058	***21MP-G100200***	**339.20**	***21MP-R100200***	**425.85**
1-1/2"	3/8"	2.187	.600	***21MP-G150375***	**199.75**	***21MP-R150375***	**236.50**
1-1/2"	1/2"	2.187	.782	***21MP-G15050***	**158.15**	***21MP-R15050***	**173.00**
1-1/2"	3/4"	2.187	.794	***21MP-G15075***	**164.95**	***21MP-R15075***	**179.50**
1-1/2"	1"	2.437	.985	***21MP-G150100***	**101.80**	***21MP-R150100***	**111.55**
1-1/2"	1-1/4"	2.438	1.009	***21MP-G150125***	**179.80**	***21MP-R150125***	**196.40**
1-1/2"	1-1/2"	2.250	1.025	***21MP-G150***	**97.60**	***21MP-R150***	**113.95**
1-1/2"	2"	2.625	1.058	***21MP-G150200***	**227.15**	***21MP-R150200***	**373.15**
2"	1/2"	2.187	.782	***21MP-G20050***	**379.35**	***21MP-R20050***	**431.95**
2"	3/4"	2.188	.794	***21MP-G20075***	**318.15**	***21MP-R20075***	**388.55**
2"	1"	2.469	.985	***21MP-G200100***	**247.70**	***21MP-R200100***	**361.20**
2"	1-1/2"	2.625	1.009	***21MP-G200150***	**117.15**	***21MP-R200150***	**159.90**
2"	2"	2.638	1.058	***21MP-G200***	**117.90**	***21MP-R200***	**167.75**
2-1/2"	1/2"	2.781	.782	***21MP-G25050***	**590.95**	***21MP-R25050***	**1247.90**
2-1/2"	1"	2.781	.782	***21MP-G250100***	**542.25**	***21MP-R250100***	**701.20**
2-1/2"	1-1/2"	2.781	1.025	***21MP-G250150***	**416.20**	***21MP-R250150***	**498.15**
2-1/2"	2"	2.781	1.058	***21MP-G250200***	**369.20**	***21MP-R250200***	**498.15**
2-1/2"	2-1/2"	2.875	1.571	***21MP-G250***	**357.20**	***21MP-R250***	**382.60**
3"	1-1/2"	3.000	1.009	***21MP-G300150***	**601.35**	***21MP-R300150***	**848.80**
3"	2"	3.000	1.058	***21MP-G300200***	**601.35**	***21MP-R300200***	**848.80**
3"	3"	3.070	1.634	***21MP-G300***	**203.95**	***21MP-R300***	**294.25**
4"	4"	3.155	1.734	***21MP-G400***	**289.70**	***21MP-R400***	**740.95**



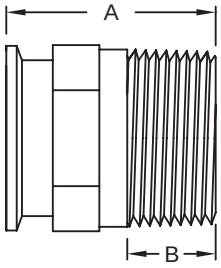

Clamp Adapters

Clamp x Female NPT Adapters - *22MP*



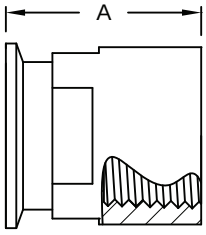

Tube OD	Thread Size	Dimension A	*304 Stainless Steel*		*316L Stainless Steel*	
			Part #	Price/E	Part #	Price/E
1/2"	1/4"	1.500	---	---	***22MP-R5025***	**$66.50**
1/2"	3/8"	1.500	---	---	***22MP-R50375***	**202.10**
1/2"	1/2"	1.500	---	---	***22MP-R50***	**77.90**
1/2"	3/4"	1.625	---	---	***22MP-R5075***	**202.10**
3/4"	1/4"	1.500	---	---	***22MP-R7525***	**193.20**
3/4"	1/2"	1.500	---	---	***22MP-R7550***	**193.20**
3/4"	3/4"	1.625	---	---	***22MP-R75***	**76.35**
1"	1/4"	1.625	---	---	***22MP-R10025***	**269.60**
1"	1/2"	1.625	***22MP-G10050***	**$167.50**	***22MP-R10050***	**228.10**
1"	3/4"	1.625	***22MP-G10075***	**227.15**	***22MP-R10075***	**261.00**
1"	1"	1.625	***22MP-G100***	**94.40**	***22MP-R100***	**125.35**
1"	1-1/4"	1.625	---	---	***22MP-R100125***	**387.50**
1-1/2"	1/2"	1.625	***22MP-G15050***	**224.85**	***22MP-R15050***	**265.95**
1-1/2"	3/4"	1.625	***22MP-G15075***	**168.65**	***22MP-R15075***	**254.45**
1-1/2"	1"	1.625	***22MP-G150100***	**87.25**	***22MP-R150100***	**107.50**
1-1/2"	1-1/2"	2.250	***22MP-G150***	**98.45**	***22MP-R150***	**132.20**
1-1/2"	2"	2.250	***22MP-G150200***	**308.55**	***22MP-R150200***	**365.25**
2"	1"	1.687	***22MP-G200100***	**425.10**	***22MP-R200100***	**429.65**
2"	1-1/2"	1.656	***22MP-G200150***	**123.50**	***22MP-R200150***	**417.35**
2"	2"	2.344	***22MP-G200***	**123.65**	***22MP-R200***	**165.00**
2"	2-1/2"	2.406	***22MP-G200250***	**517.00**	---	---
2-1/2"	2"	1.719	***22MP-G250200***	**583.10**	***22MP-R250200***	**681.85**
2-1/2"	2-1/2"	2.093	***22MP-G250***	**342.85**	***22MP-R250***	**586.65**
3"	2"	2.187	---	---	***22MP-R300200***	**1143.95**
3"	2-1/2"	2.187	***22MP-G300250***	**701.45**	***22MP-R300250***	**967.50**
3"	3"	2.187	***22MP-G300***	**202.35**	***22MP-R300***	**304.85**
4"	4"	3.652	***22MP-G400***	**558.45**	***22MP-R400***	**727.30**

Transition Fittings *

* for all other cam and groove options see section A

Cam and Groove Adapter x Clamp End



- does not have sanitary polish

Size	*316 Stainless Steel*	
	Part #	Price/E
1½"	***RE150SE***	**$162.75**
2"	***RE200SE***	**165.80**
3"	***RE300SE***	**378.00**

Cam and Groove Coupler x Clamp End



- does not have sanitary polish

Size	*316 Stainless Steel*	
	Part #	Price/E
1½"	***RC150SE***	**$270.00**
2"	***RC200SE***	**310.50**
3"	***RC300SE***	**490.00**

Dixon Weld to Tube Cam and Groove *

* for all other cam and groove options see section A
- 316 stainless steel investment casting
- designed to be butt welded to standard sanitary tubing
- does not have sanitary polish

Adapter x Weld to Tube End



Size	*316 Stainless Steel*	
	Part #	Price/E
1"	***RE100BT***	**$130.00**
1½"	***RE150BT***	**143.00**
2"	***RE200BT***	**158.00**
3"	***RE300BT***	**357.00**

Boss-Lock Coupler x Weld to Tube End



Size	*316 Stainless Steel*	
	Part #	Price/E
1"	***RC100BT***	**$210.00**
1½"	***RC150BT***	**243.00**
2"	***RC200BT***	**280.00**
3"	***RC300BT***	**441.00**

Clamp Elbows

90° Clamp Elbows - *B2CMP*

Tube OD	Dimensions		*304 Stainless Steel*		*316L Stainless Steel*	
	A	R	Part #	Price/E	Part #	Price/E
½"	1.625	1.125	---	---	***B2CMP-R50***	**$107.15**
¾"	1.625	1.125	---	---	***B2CMP-R75***	**123.20**
1"	2.000	1.500	***B2CMP-G100***	**$50.65**	***B2CMP-R100***	**65.50**
1½"	2.750	2.250	***B2CMP-G150***	**52.40**	***B2CMP-R150***	**70.30**
2"	3.500	3.000	***B2CMP-G200***	**69.35**	***B2CMP-R200***	**93.00**
2½"	4.250	3.750	***B2CMP-G250***	**94.25**	***B2CMP-R250***	**132.70**
3"	5.000	4.500	***B2CMP-G300***	**133.50**	***B2CMP-R300***	**184.55**
4"	6.625	6.000	***B2CMP-G400***	**225.70**	***B2CMP-R400***	**278.85**
6"	9.875	9.000	***B2CMP-G600***	**1213.35**	***B2CMP-R600***	**1383.45**

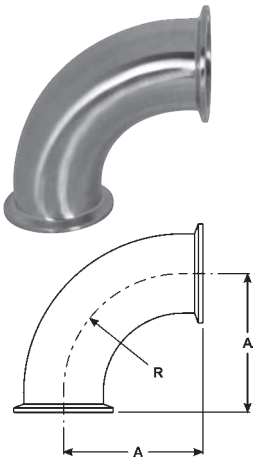

45° Clamp Elbows - *B2KMP*

Tube OD	Dimensions		*304 Stainless Steel*		*316L Stainless Steel*	
	A	R	Part #	Price/E	Part #	Price/E
½"	.996	1.125	---	---	***B2KMP-R50***	**$141.65**
¾"	.966	1.125	---	---	***B2KMP-R75***	**137.15**
1"	1.125	1.500	***B2KMP-G100***	**$44.70**	***B2KMP-R100***	**59.35**
1½"	1.437	2.250	***B2KMP-G150***	**48.25**	***B2KMP-R150***	**65.25**
2"	1.750	3.000	***B2KMP-G200***	**67.95**	***B2KMP-R200***	**84.65**
2½"	2.062	3.750	***B2KMP-G250***	**92.25**	***B2KMP-R250***	**121.95**
3"	2.375	4.500	***B2KMP-G300***	**124.80**	***B2KMP-R300***	**159.40**
4"	3.125	6.000	***B2KMP-G400***	**203.90**	***B2KMP-R400***	**257.95**
6"	4.625	9.000	***B2KMP-G600***	**1044.25**	***B2KMP-R600***	**1078.05**

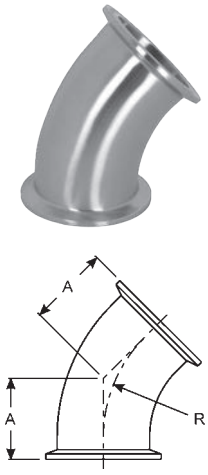

90° Clamp x Plain Bevel Seat with Hex Nut Elbows - *B2FMP-14*

Tube OD	Dimensions		*304 Stainless Steel*	
	A	B	Part #	Price/E
2"	3.750	3.500	***B2FMP-14-G200***	**$246.25**
2½"	5.375	4.250	***B2FMP-14-G250***	**280.50**
3"	5.406	5.000	***B2FMP-14-G300***	**391.65**

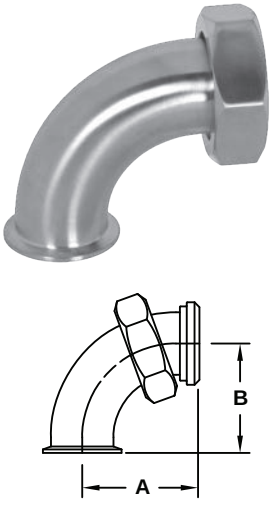

Clamp Tees

Short Outlet Clamp Tees - *B7MPS*

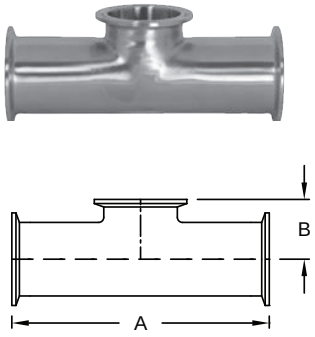

Tube OD	Dimensions A	Dimensions B	*316L Stainless Steel* Part #	*316L Stainless Steel* Price/E
1½"	5.500	1.375	***B7MPS-R150***	**$275.05**
2"	7.000	1.625	***B7MPS-R200***	**318.15**
2½"	7.000	1.875	***B7MPS-R250***	**341.10**

Clamp Tees - *B7MP*

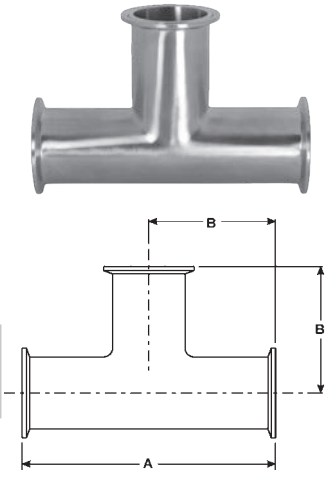

Tube OD	Dimensions A	Dimensions B	*304 Stainless Steel* Part #	*304 Stainless Steel* Price/E	*316L Stainless Steel* Part #	*316L Stainless Steel* Price/E
½"	4.750	2.375	**---**	**---**	***B7MP-R50***	**$584.10**
¾"	5.000	2.500	**---**	**---**	***B7MP-R75***	**516.55**
1"	4.750	2.375	***B7MP-G100***	**$82.30**	***B7MP-R100***	**111.25**
1½"	5.500	2.750	***B7MP-G150***	**92.60**	***B7MP-R150***	**128.35**
2"	7.000	3.500	***B7MP-G200***	**114.70**	***B7MP-R200***	**149.00**
2½"	7.000	3.500	***B7MP-G250***	**146.55**	***B7MP-R250***	**199.80**
3"	7.500	3.750	***B7MP-G300***	**198.85**	***B7MP-R300***	**278.80**
4"	9.000	4.500	***B7MP-G400***	**287.95**	***B7MP-R400***	**396.15**
6"	13.000	6.500	***B7MP-G600***	**2049.95**	***B7MP-R600***	**2587.45**
8"	15.750	7.875	***B7MP-G800***	**2132.85**	***B7MP-R800***	**4628.70**

Clamp Reducing Tees - *B7RMP*

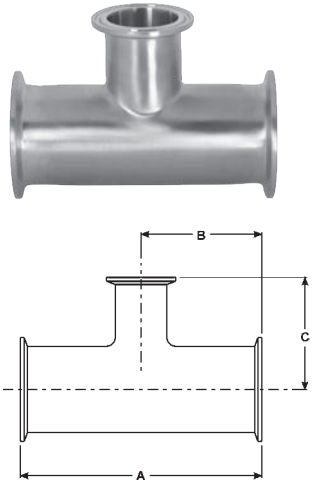

Tube OD	Dimensions A	Dimensions B	Dimensions C	*304 Stainless Steel* Part #	*304 Stainless Steel* Price/E	*316L Stainless Steel* Part #	*316L Stainless Steel* Price/E
1" x ¾"	5.250	2.625	2.625	**---**	**---**	***B7RMP-R10075***	**$473.05**
1½" x ½"	5.750	2.875	2.875	**---**	**---**	***B7RMP-R15050***	**482.10**
1½" x 1"	4.312	2.156	1.875	**---**	**---**	***B7RMP-R150100***	**199.90**
2" x ½"	6.750	3.375	3.125	**---**	**---**	***B7RMP-R20050***	**687.05**
2" x ¾"	6.750	3.375	3.125	**---**	**---**	***B7RMP-R20075***	**722.50**
2" x 1"	5.125	2.562	2.125	***B7RMP-G200100***	**$223.05**	***B7RMP-R200100***	**236.35**
2" x 1½"	5.688	2.844	2.406	***B7RMP-G200150***	**170.65**	***B7RMP-R200150***	**257.00**
2½" x 1½"	5.688	2.844	2.656	***B7RMP-G250150***	**247.40**	***B7RMP-R250150***	**345.65**
2½" x 2"	6.188	3.093	2.812	***B7RMP-G250200***	**213.05**	***B7RMP-R250200***	**249.90**
3" x 1½"	6.188	3.093	2.906	***B7RMP-G300150***	**303.40**	***B7RMP-R300150***	**467.75**
3" x 2"	6.188	3.093	3.063	***B7RMP-G300200***	**256.00**	***B7RMP-R300200***	**383.10**
4" x 1½"	8.125	4.063	3.406	***B7RMP-G400150***	**408.75**	**---**	**---**
4" x 2"	8.125	4.063	3.563	***B7RMP-G400200***	**408.75**	**---**	**---**

Clamp Reducers

Clamp Concentric Reducers - *B3114MP*

Tube OD	Dimension A	304 Stainless Steel Part #	304 Stainless Steel Price/E	316L Stainless Steel Part #	316L Stainless Steel Price/E
1" x ½"	3.000	---	---	***B3114MP-R10050***	**$277.05**
1" x ¾"	2.000	---	---	***B3114MP-R10075***	**237.00**
1½" x ½"	5.000	---	---	***B3114MP-R15050***	**357.65**
1½" x ¾"	4.000	---		***B3114MP-R15075***	**357.55**
1½" x 1"	3.000	***B3114MP-G150100***	**$84.30**	***B3114MP-R150100***	**92.25**
2" x ¾"	6.000	---	---	***B3114MP-R20075***	**660.55**
2" x 1"	5.000	***B3114MP-G200100***	**115.55**	***B3114MP-R200100***	**139.15**
2" x 1½"	3.000	***B3114MP-G200150***	**88.60**	***B3114MP-R200150***	**98.15**
2½" x 1½"	5.000	***B3114MP-G250150***	**123.95**	***B3114MP-R250150***	**132.80**
2½" x 2"	3.000	***B3114MP-G250200***	**107.20**	***B3114MP-R250200***	**121.45**
3" x 1½"	7.000	***B3114MP-G300150***	**210.70**	***B3114MP-R300150***	**257.50**
3" x 2"	5.000	***B3114MP-G300200***	**144.60**	***B3114MP-R300200***	**167.20**
3" x 2½"	3.000	***B3114MP-G300250***	**132.20**	***B3114MP-R300250***	**146.90**
4" x 1½"	11.125	***B3114MP-G400150***	**503.75**	***B3114MP-R400150***	**630.45**
4" x 2"	9.125	***B3114MP-G400200***	**286.85**	***B3114MP-R400200***	**342.30**
4" x 2½"	7.125	***B3114MP-G400250***	**325.90**	***B3114MP-R400250***	**361.75**
4" x 3"	5.125	***B3114MP-G400300***	**194.50**	***B3114MP-R400300***	**219.10**
6" x 4"	7.000	***B3114MP-G600400***	**829.15**	---	---



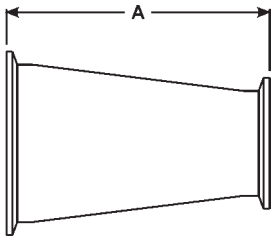

Clamp Eccentric Reducers - *B3214MP*

Tube OD	Dimension A	304 Stainless Steel Part #	304 Stainless Steel Price/E	316L Stainless Steel Part #	316L Stainless Steel Price/E
1½" x 1"	3.000	***B3214MP-G150100***	**$95.20**	***B3214MP-R150100***	**$140.55**
2" x 1"	5.000	***B3214MP-G200100***	**224.45**	***B3214MP-R200100***	**398.75**
2" x 1½"	3.000	***B3214MP-G200150***	**108.30**	***B3214MP-R200150***	**182.10**
2½" x 1½"	5.000	***B3214MP-G250150***	**149.45**	***B3214MP-R250150***	**254.90**
2½" x 2"	3.000	***B3214MP-G250200***	**125.85**	***B3214MP-R250200***	**233.90**
3" x 1½"	7.000	***B3214MP-G300150***	**242.85**	***B3214MP-R300150***	**305.15**
3" x 2"	5.000	***B3214MP-G300200***	**175.45**	***B3214MP-R300200***	**216.30**
3" x 2½"	3.000	***B3214MP-G300250***	**212.65**	***B3214MP-R300250***	**222.25**
4" x 2"	9.125	***B3214MP-G400200***	**362.80**	***B3214MP-R400200***	**397.65**
4" x 2½"	7.125	***B3214MP-G400250***	**353.35**	***B3214MP-R400250***	**465.60**
4" x 3"	5.125	***B3214MP-G400300***	**258.05**	***B3214MP-R400300***	**387.20**
6" x 3"	6.875	***B3214MP-G600300***	**1114.10**	---	---
6" x 4"	7.000	***B3214MP-G600400***	**1213.55**	---	---



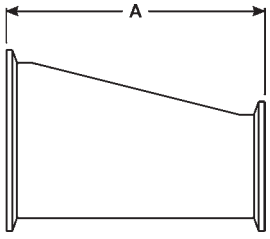

Clamp Crosses

Clamp Crosses - *B9MP*

Tube OD	Dimensions A	Dimensions B	304 Stainless Steel Part #	304 Stainless Steel Price/E	316L Stainless Steel Part #	316L Stainless Steel Price/E
1"	4.750	2.375	***B9MP-G100***	**$275.25**	***B9MP-R100***	**$304.70**
1½"	5.500	2.750	***B9MP-G150***	**316.05**	***B9MP-R150***	**324.25**
2"	7.000	3.500	***B9MP-G200***	**343.00**	***B9MP-R200***	**373.80**
3"	7.500	3.750	***B9MP-G300***	**684.45**	***B9MP-R300***	**722.00**
4"	9.000	4.500	***B9MP-G400***	**857.75**	***B9MP-R400***	**1163.30**



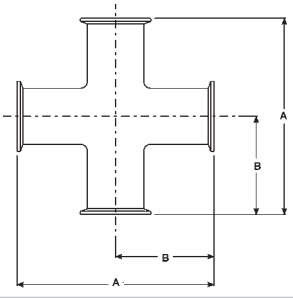

Miscellaneous Configurations



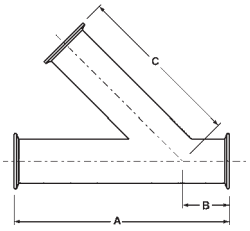

3A Clamp Laterals - *B28AMP*

Tube OD	Dimensions			*316L Stainless Steel*	
	A	B	C	Part #	Price/E
1"	7.000	1.500	5.500	***B28AMP-R100***	**$659.60**
1½"	8.375	1.688	6.688	***B28AMP-R150***	**672.10**
2"	9.750	2.125	7.625	***B28AMP-R200***	**697.40**
3"	11.750	2.375	9.375	***B28AMP-R300***	**1081.15**
4"	14.062	2.640	11.312	***B28AMP-R400***	**1896.60**



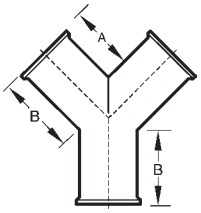

3A Clamp True Y - *B28BMP*

Tube OD	Dimensions		*316L Stainless Steel*	
	A	B	Part #	Price/E
1"	2.500	2.938	***B28BMP-R100***	**$621.65**
1½"	2.500	2.938	***B28BMP-R150***	**672.10**
2"	3.125	3.750	***B28BMP-R200***	**697.40**
3"	4.500	5.375	***B28BMP-R300***	**1081.15**
4"	6.000	6.000	***B28BMP-R400***	**1859.45**

3A Clamp 180° Return Bends - *B2WUMP*



Bends are the standard 1.5 x tube diameter.

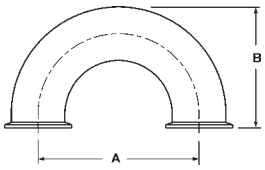

Tube OD	Dimensions		*316L Stainless Steel*	
	A	B	Part #	Price/E
1"	3.000	2.500	***B2WUMP-R100***	**$322.20**
1½"	4.500	3.500	***B2WUMP-R150***	**352.15**
2"	6.000	4.500	***B2WUMP-R200***	**469.60**
3"	9.000	6.500	***B2WUMP-R300***	**821.65**
4"	12.000	8.625	***B2WUMP-R400***	**1136.35**

Clamp Gaskets

Gasket material approved by 3A (3A), USDA and complies with FDA's 21CFR177.2600 and 1550. PSI Service Ratings for the sanitary clamps *DO NOT APPLY* to connections (1" and above) using any PTFE gaskets, due to the potential for cold flow under normal operating conditions. PTFE gaskets, when used with any clamp, are likely to leak at pressures far below the published service ratings. This restriction *does not apply* to the fractionally sized ½" and ¾" connections, due to their recessed, fully contained design.

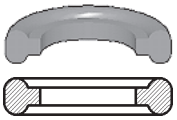

Mini



Standard - type 1

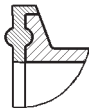



Flanged - type 2

Buna-N Clamp Gaskets - *Black*

Size	Part #	Price/E
½"	***42MP-U50***	**$1.80**
¾"	***42MP-U75***	**2.60**
1"	***40MP-U100***	**0.85**
1½"	***40MP-U150***	**0.65**
2"	***40MP-U200***	**0.85**
2½"	***40MP-U250***	**0.85**
3"	***40MP-U300***	**1.05**
4"	***40MP-U400***	**1.80**
5"	***40MP-U500***	**8.90**
6"	***40MP-U600***	**19.70**
8"	***40MP-U800***	**28.30**



Type 1 - Standard
½" - ¾"



Type 1 - Standard
1" and larger

- color code: red dot
- meets 21CFR 177.2600

Buna-N Clamp Gaskets - *White*

Size	Part #	Price/E
½"	***42MP-UW50***	**$3.00**
¾"	***42MP-UW75***	**3.40**
1"	***40MP-UW100***	**1.50**
1½"	***40MP-UW150***	**1.40**
2"	***40MP-UW200***	**1.65**
2½"	***40MP-UW250***	**1.70**
3"	***40MP-UW300***	**1.80**
4"	***40MP-UW400***	**3.25**
6"	***40MP-UW600***	**32.50**



Type 1 - Standard
½" - ¾"



Type 1 - Standard
1" and larger

- color code: red dot
- meets 21CFR 177.2600

EPDM Clamp Gaskets - *Black*

Size	Part #	Price/E
½"	***42MP-E50***	**$2.20**
¾"	***42MP-E75***	**2.45**
1"	***40MP-E100***	**2.30**
1½"	***40MP-E150***	**2.20**
2"	***40MP-E200***	**2.30**
2½"	***40MP-E250***	**2.90**
3"	***40MP-E300***	**3.40**
4"	***40MP-E400***	**3.70**
6"	***40MP-E600***	**22.50**



Type 1 - Standard
½" - ¾"



Type 1 - Standard
1" and larger

- color code: three green dots
- peroxide cured
- meets 21CFR 177.2600
- passed USP Class VI Cytotoxicity testing

Clamp Gaskets

FKM (Viton®) Clamp Gaskets - *Black*



Type 1 - Standard
½" - ¾"



Type 1 - Standard
1" and larger

- color code: one white dot, one yellow dot
- peroxide cured
- meets 21CFR 177.2600
- passed USP Class VI Cytotoxicity testing

Size	Part #	Price/E
½"	***42MP-SFY50***	**$5.75**
¾"	***42MP-SFY75***	**6.30**
1"	***40MP-SFY100***	**6.30**
1½"	***40MP-SFY150***	**4.55**
2"	***40MP-SFY200***	**4.80**
2½"	***40MP-SFY250***	**8.75**
3"	***40MP-SFY300***	**11.05**
4"	***40MP-SFY400***	**16.30**
6"	***40MP-SFY600***	**54.75**

Silicone Clamp Gaskets - *White*



Type 1 - Standard
½" - ¾"



Type 1 - Standard
1" and larger

- color code: pink dot
- peroxide cured
- meets 21CFR 177.2600
- passed USP Class VI Cytotoxicity testing

Size	Part #	Price/E
½"	***42MP-XW50***	**$3.00**
¾"	***42MP-XW75***	**3.40**
1"	***40MP-XW100***	**3.25**
1½"	***40MP-XW150***	**2.75**
2"	***40MP-XW200***	**3.25**
2½"	***40MP-XW250***	**4.40**
3"	***40MP-XW300***	**4.85**
4"	***40MP-XW400***	**5.75**
6"	***40MP-XW600***	**36.95**

Silicone Clamp Gaskets - *Clear*



Type 1 - Standard
½" - ¾"



Type 1 - Standard
1" and larger

- color code: pink dot
- peroxide cured
- meets 21CFR 177.2600
- passed USP Class VI Cytotoxicity testing

Size	Part #	Price/E
½"	***42MP-XC50***	**$3.00**
¾"	***42MP-XC75***	**3.40**
1"	***40MP-XC100***	**4.40**
1½"	***40MP-XC150***	**4.40**
2"	***40MP-XC200***	**4.55**
2½"	***40MP-XC250***	**5.50**
3"	***40MP-XC300***	**6.30**
4"	***40MP-XC400***	**8.75**

PTFE Clamp Gaskets - *White*



Type 1 - Standard
½" - ¾"



Type 1 - Standard
1" and larger

- color code: no dot
- meets 21CFR 177.1550
- passed USP Class VI Cytotoxicity testing
- not recommended for use with bolted clamps

Size	Part #	Price/E
½"	***42MP-G50***	**$3.40**
¾"	***42MP-G75***	**3.15**
1"	***40MP-G100***	**2.85**
1½"	***40MP-G150***	**2.05**
2"	***40MP-G200***	**2.45**
2½"	***40MP-G250***	**3.15**
3"	***40MP-G300***	**3.40**
4"	***40MP-G400***	**4.80**
5"	New ***40MP-G500***	**79.35**
6"	***40MP-G600***	**43.65**
8"	***40MP-G800***	**100.05**
10"	***40MP-G1000***	**179.00**
12"	***40MP-G1200***	**306.85**

Metal Detectable Clamp Gaskets

Metal detectable gaskets are impregnated with stainless steel particles. The addition of stainless steel allows a gasket or gasket pieces to be found with metal detection equipment.

Buna-N

Size	Part #	Price/E
1"	***40MP-UZ100***	**$3.75**
1½"	***40MP-UZ150***	**3.50**
2"	***40MP-UZ200***	**3.80**
2½"	***40MP-UZ250***	**5.90**
3"	***40MP-UZ300***	**6.40**
4"	***40MP-UZ400***	**6.45**



Type 1 - Standard
1" and larger

- minimum temperature: **-20°F**
- maximum temperature: **212°F**
- good general use where temperature extremes do not exist

EPDM

Size	Part #	Price/E
1"	***40MP-EZ100***	**$5.25**
1½"	***40MP-EZ150***	**5.10**
2"	***40MP-EZ200***	**5.35**
2½"	***40MP-EZ250***	**6.95**
3"	***40MP-EZ300***	**7.70**
4"	***40MP-EZ400***	**10.20**



Type 1 - Standard
1" and larger

- minimum temperature: **-70°F**
- maximum temperature: **310°F**
- excellent base, steam and water resistant

Viton®

Size	Part #	Price/E
1"	***40MP-SFYZ100***	**$11.70**
1½"	***40MP-SFYZ150***	**11.25**
2"	***40MP-SFYZ200***	**11.55**
2½"	***40MP-SFYZ250***	**17.40**
3"	***40MP-SFYZ300***	**23.60**
4"	***40MP-SFYZ400***	**30.50**



Type 1 - Standard
1" and larger

- minimum temperature: **-20°F**
- maximum temperature: **410°F**
- provides high acid, steam and heat resistance

Clamp Gaskets

Buna-N Flanged Clamp Gaskets - *Black*



Type 2 - Flanged
1" and larger

- color code: red dot
- meets 21CFR 177.2600
- not recommended for use with bolted clamps

Size	Part #	Price/E
1"	***40MPF-U100***	**$2.05**
1½"	***40MPF-U150***	**1.80**
2"	***40MPF-U200***	**2.05**
2½"	***40MPF-U250***	**2.45**
3"	***40MPF-U300***	**3.40**
4"	***40MPF-U400***	**4.55**
6"	***40MPF-U600***	**26.70**
8"	***40MPF-U800***	**24.20**
10"	***40MPF-U1000***	**91.00**
12"	***40MPF-U1200***	**110.85**

Buna-N Flanged Clamp Gaskets - *White*



Type 2 - Flanged
1" and larger

- color code: red dot
- meets 21CFR 177.2600
- passed USP Class VI Cytotoxicity testing
- not recommended for use with bolted clamps

Size	Part #	Price/E
1"	***40MPF-UW100***	**$3.15**
1½"	***40MPF-UW150***	**2.45**
2"	***40MPF-UW200***	**2.85**
2½"	***40MPF-UW250***	**4.80**
3"	***40MPF-UW300***	**4.80**
4"	***40MPF-UW400***	**6.70**

EPDM Flanged Clamp Gaskets



Type 2 - Flanged
1" and larger

- color code: three green dots
- peroxide cured
- meets 21CFR 177.2600
- passed USP Class VI Cytotoxicity testing
- not recommended for use with bolted clamps

Size	Part #	Price/E
1"	***40MPF-E100***	**$3.65**
1½"	***40MPF-E150***	**3.40**
2"	***40MPF-E200***	**3.80**
2½"	***40MPF-E250***	**5.60**
3"	***40MPF-E300***	**6.05**
4"	***40MPF-E400***	**6.55**
6"	***40MPF-E600***	**42.60**
8"	***40MPF-E800***	**61.85**
10"	***40MPF-E1000***	**73.00**
12"	***40MPF-E1200***	**77.90**

FKM (Viton®) Flanged Clamp Gaskets



Type 2 - Flanged
1" and larger

- color code: one white dot, one yellow dot
- peroxide cured
- meets 21CFR 177.2600
- passed USP Class VI Cytotoxicity testing
- not recommended for use with bolted clamps

Size	Part #	Price/E
1"	***40MPF-SFY100***	**$11.80**
1½"	***40MPF-SFY150***	**8.75**
2"	***40MPF-SFY200***	**10.10**
2½"	***40MPF-SFY250***	**17.50**
3"	***40MPF-SFY300***	**18.30**
4"	***40MPF-SFY400***	**21.20**
6"	***40MPF-SFY600***	**63.80**
8"	***40MPF-SFY800***	**106.35**
10"	***40MPF-SFY1000***	**133.65**
12"	***40MPF-SFY1200***	**153.45**

Clamp Gaskets

Silicone Flanged Clamp Gaskets - *White*

Size	Part #	Price/E
1"	***40MPF-XW100***	**$4.95**
1½"	***40MPF-XW150***	**4.95**
2"	***40MPF-XW200***	**4.95**
2½"	***40MPF-XW250***	**6.15**
3"	***40MPF-XW300***	**7.35**
4"	***40MPF-XW400***	**9.70**
6"	***40MPF-XW600***	**57.20**
8"	***40MPF-XW800***	**71.15**
10"	***40MPF-XW1000***	**84.05**
12"	***40MPF-XW1200***	**78.75**



Type 2 - Flanged
1" and larger

- color code: no dot
- peroxide cured
- meets 21CFR 177.2600
- passed USP Class VI Cytotoxicity testing
- not recommended for use with bolted clamps

Buna-N Mesh Screen Clamp Gasket, 316

Size	Part #	Price/E
1"	***40MPS-U100***	**$47.10**
1½"	***40MPS-U150***	**41.45**
2"	***40MPS-U200***	**44.35**
2½"	***40MPS-U250***	**58.85**
3"	***40MPS-U300***	**67.75**
4"	***40MPS-U400***	**105.95**

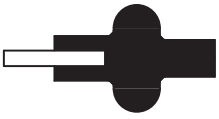

- color code: red dot
- 10 mesh standard, other mesh available-call for details
- meets 21CFR 177.2600

PTFE Envelope Clamp Gaskets with EPDM

Size	Part #	Price/E
½"	***42MP-GRE50***	**$9.85**
1"	***40MP-GRE100***	**7.35**
1½"	***40MP-GRE150***	**6.55**
2"	***40MP-GRE200***	**7.35**
2½"	***40MP-GRE250***	**8.90**
3"	***40MP-GRE300***	**10.40**
4"	***40MP-GRE400***	**19.15**
6"	***40MP-GRE600*** New	**67.25**



- color code: usually not marked
- peroxide cured
- meets 21CFR 177.1550
- passed USP Class VI Cytotoxicity testing

PTFE Envelope Clamp Gaskets with Viton®

Size	Part #	Price/E
1"	***40MP-GR100***	**$7.10**
1½"	***40MP-GR150***	**6.55**
2"	***40MP-GR200***	**7.50**
2½"	***40MP-GR250***	**8.90**
3"	***40MP-GR300***	**10.40**
4"	***40MP-GR400***	**17.70**
6"	***40MP-GR600***	**84.80**



- color code: Viton® usually not marked
- meets 21CFR 177.1550
- passed USP Class VI Cytotoxicity testing

European Fittings
DIN 11851

DIN Round Nut (DIN11857) - *13R*



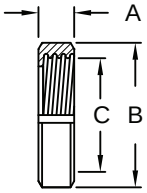

Tube OD	DN Size	Dimensions A	B	C	*304 Stainless Steel* Part #	Price/E
1"	25	.83	2.48	2.05	***13R-G100DIN***	**$40.00**
1½"	40	.83	3.07	2.56	***13R-G150DIN***	**49.85**
2"	50	.87	3.62	3.07	***13R-G200DIN***	**63.75**
2½"	65	.98	4.41	3.74	***13R-G250DIN***	**86.40**
3"	80	1.14	5.00	4.33	***13R-G300DIN***	**132.70**
4"	100	1.22	5.83	5.12	***13R-G400DIN***	**154.85**

DIN Blank Cap - *16AMP*



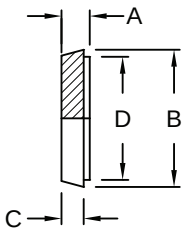

Tube OD	DN Size	Dimensions A	B	C	D	*316 Stainless Steel* Part #	Price/E
1"	25	.51	1.73	.39	1.38	***16AMP-R100DIN***	**$31.65**
1½"	40	.51	2.20	.39	1.89	***16AMP-R150DIN***	**51.75**
2"	50	.55	2.68	.43	2.40	***16AMP-R200DIN***	**73.75**
2½"	65	.63	3.39	.47	3.11	***16AMP-R250DIN***	**130.75**
3"	80	.63	3.66	.47	3.39	***16AMP-R300DIN***	**161.25**
4"	100	.79	4.76	.59	4.49	***16AMP-R400DIN***	**268.45**

DIN Welding Male - *15A*

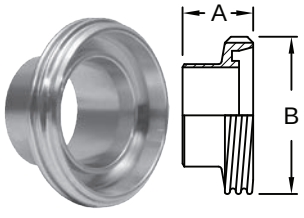

Tube OD	DN Size	Dimensions A	B	*316 Stainless Steel* Part #	Price/E
1"	25	1.14	2.04	***15A-R100DIN***	**$38.25**
1½"	40	1.30	2.55	***15A-R150DIN***	**53.45**
2"	50	1.38	3.07	***15A-R200DIN***	**65.60**
2½"	65	1.57	3.74	***15A-R250DIN***	**103.30**
3"	80	1.57	4.09	***15A-R300DIN***	**160.50**
4"	100	2.13	5.12	***15A-R400DIN***	**181.35**

DIN Welding Liner - *14A*

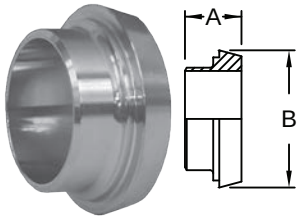

Tube OD	DN Size	Dimensions A	B	*316 Stainless Steel* Part #	Price/E
1"	25	.87	1.73	***14A-R100DIN***	**$26.60**
1½"	40	1.02	2.20	***14A-R150DIN***	**37.40**
2"	50	1.10	2.68	***14A-R200DIN***	**47.75**
2½"	65	1.26	3.39	***14A-R250DIN***	**82.05**
3"	80	1.26	3.66	***14A-R300DIN***	**114.05**
4"	100	1.73	4.76	***14A-R400DIN***	**145.40**

European Fittings

SMS Round Nuts - *13R*

Tube OD	DN Size	Dimensions A	B	C	*304 Stainless Steel* Part #	Price/E
1"	25	.75	2.01	1.57	***13R-G100SMS***	**$39.65**
1½"	38	.91	2.91	2.38	***13R-G150SMS***	**49.75**
2"	51	.94	3.31	2.76	***13R-G200SMS***	**62.30**
2½"	63.5	1.10	3.94	3.35	***13R-G250SMS***	**80.75**
3"	76	1.18	4.49	3.88	***13R-G300SMS***	**121.10**
4"	101.6	1.22	5.43	4.92	***13R-G400SMS***	**146.60**

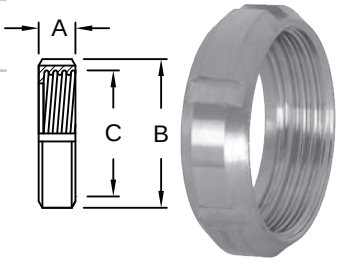

SMS Blank Caps - *16AMP*

Tube OD	DN Size	Dimensions A	B	C	D	*316 Stainless Steel* Part #	Price/E
1"	25	.300	1.400	.140	1.250	***16AMP-R100SMS***	**$28.05**
1½"	38	.310	2.200	.160	1.890	***16AMP-R150SMS***	**44.70**
2"	51	.350	2.560	.150	2.380	***16AMP-R200SMS***	**67.10**
2½"	63.5	.350	3.150	.160	2.890	***16AMP-R250SMS***	**101.85**
3"	76	.430	3.660	.200	3.410	***16AMP-R300SMS***	**145.65**
4"	101.6	.430	4.650	.230	4.430	***16AMP-R400SMS***	**218.25**

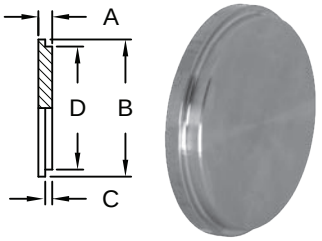

SMS Welding Males - *15A*

Tube OD	DN Size	Dimensions A	B	*316 Stainless Steel* Part #	Price/E
1"	25	.75	1.57	***15A-R100SMS***	**$36.35**
1½"	38	.91	2.36	***15A-R150SMS***	**46.40**
2"	51	.91	2.76	***15A-R200SMS***	**65.15**
2½"	63.5	1.06	3.35	***15A-R250SMS***	**119.65**
3"	76	1.06	3.88	***15A-R300SMS***	**148.20**
4"	101.6	1.18	4.92	***15A-R400SMS***	**177.10**

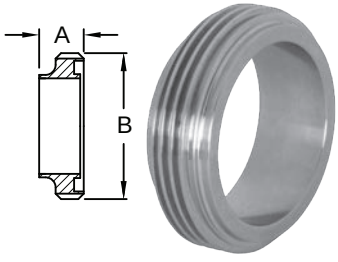

SMS Welding Liners - *14A*

Tube OD	DN Size	Dimensions A	B	*316 Stainless Steel* Part #	Price/E
1"	25	.61	1.40	***14A-R100SMS***	**$24.35**
1½"	38	.63	2.17	***14A-R150SMS***	**34.35**
2"	51	.67	2.56	***14A-R200SMS***	**42.05**
2½"	63.5	.67	3.16	***14A-R250SMS***	**55.35**
3"	76	.75	3.66	***14A-R300SMS***	**87.75**
4"	101.6	.75	4.65	***14A-R400SMS***	**111.90**

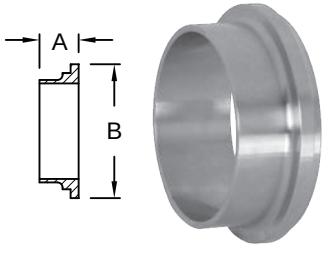

Spanner Wrenches - *SP*

- for use on DIN or SMS Round Nuts

Used On Sizes	DN Size	A	*Nickel Plated Steel* Part #	Price/E
1" - 1½"	25-38	11.00	***DIN-SMS-60/90SP***	**$210.95**
2" - 4"	51-101.6	13.00	***DIN-SMS90/155SP***	**643.60**

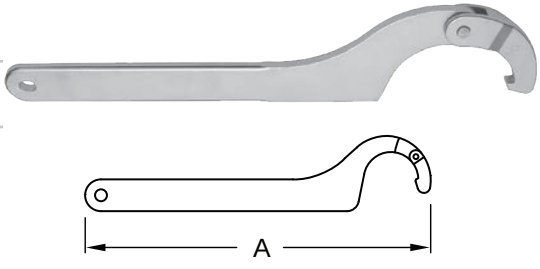

European Fittings

RJT Hex Nuts - *13H*



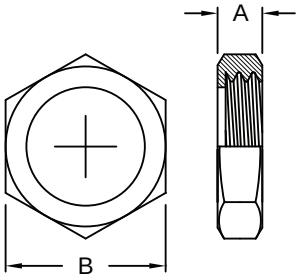

Size	A	B	*304 Stainless Steel* Part #	Price/E
1"	.87	2.00	***13H-G100RJT***	**$36.95**
1½"	.87	2.56	***13H-G150RJT***	**49.60**
2"	.87	3.12	***13H-G200RJT***	**64.55**
2½"	.87	3.62	***13H-G250RJT***	**80.40**
3"	.87	4.12	***13H-G300RJT***	**98.65**
4"	.87	5.12	***13H-G400RJT***	**117.70**

RJT Blank Caps - *13RBN*



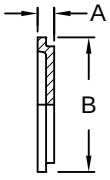

Size	A	B	*304 Stainless Steel* Part #	Price/E
1"	.32	1.63	***13RBN-G100RJT***	**$19.95**
1½"	.32	2.12	***13RBN-G150RJT***	**30.95**
2"	.32	2.62	***13RBN-G200RJT***	**46.25**
2½"	.32	3.12	***13RBN-G250RJT***	**72.00**
3"	.32	3.63	***13RBN-G300RJT***	**94.85**
4"	.32	4.63	***13RBN-G400RJT***	**175.55**

RJT Welding Males - *15A*



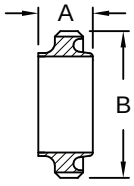

Size	A	B	*316 Stainless Steel* Part #	Price/E
1"	1.06	1.80	***15A-R100RJT***	**$44.55**
1½"	1.06	2.30	***15A-R150RJT***	**60.50**
2"	1.06	2.86	***15A-R200RJT***	**78.10**
2½"	1.06	3.36	***15A-R250RJT***	**91.35**
3"	1.06	3.86	***15A-R300RJT***	**113.30**
4"	1.06	4.86	***15A-R400RJT***	**162.10**

RJT Welding Liners - *14A*



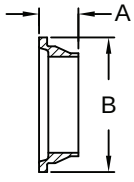

Size	A	B	*316 Stainless Steel* Part #	Price/E
1"	.77	1.63	***14A-R100RJT***	**$29.85**
1½"	.77	2.13	***14A-R150RJT***	**33.75**
2"	.77	2.63	***14A-R200RJT***	**42.35**
2½"	.77	3.13	***14A-R250RJT***	**57.70**
3"	.77	3.63	***14A-R300RJT***	**67.00**
4"	.77	4.63	***14A-R400RJT***	**93.35**

RJT Spanner Wrenches - *SP*

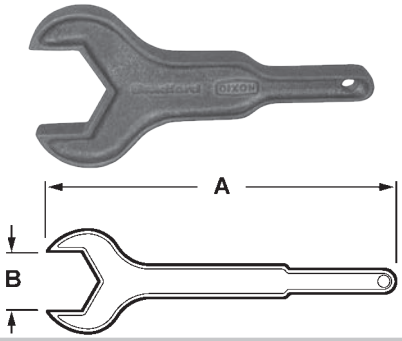

Size	A	B	*Aluminum* Part #	Price/E
1"	10.00	2.00	***RJT-100SP***	**$285.20**
1½"	11.50	2.56	***RJT-150SP***	**326.60**
2"	12.00	3.12	***RJT-200SP***	**383.15**
2½"	13.50	3.62	***RJT-250SP***	**500.70**
3"	14.50	4.12	***RJT-300SP***	**616.80**
4"	17.50	5.12	***RJT-400SP***	**772.15**

European Gaskets

DIN Buna-N European Gaskets - *Black*

- color code: red dot
- meets 21CFR 177.2600

Size	DN Size	ID	OD	Ht	Part #	Price/E
1"	25	1.18	1.57	.20	***40MP-U100DIN***	**$7.85**
1½"	40	1.65	2.05	.20	***40MP-U150DIN***	**12.45**
2"	50	2.13	2.52	.20	***40MP-U200DIN***	**13.00**
2½"	65	2.80	3.19	.20	***40MP-U250DIN***	**15.20**
3"	80	3.35	3.74	.20	***40MP-U300DIN***	**17.45**
4"	100	4.09	4.49	.24	***40MP-U400DIN***	**21.95**

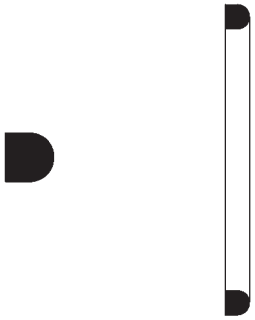

SMS Buna-N European Gaskets - *Black*

- color code: red dot
- meets 21CFR 177.2600

Size	DN Size	ID	OD	Part #	Price/E
1"	25	.98	1.26	***40MP-U100SMS***	**$6.95**
1½"	38	1.49	1.89	***40MP-U150SMS***	**2.35**
2"	51	2.00	2.40	***40MP-U200SMS***	**2.50**
2½"	63.5	2.50	2.89	***40MP-U250SMS***	**2.70**
3"	76	2.99	3.39	***40MP-U300SMS***	**4.95**
4"	101.6	4.09	4.49	***40MP-U400SMS***	**20.75**

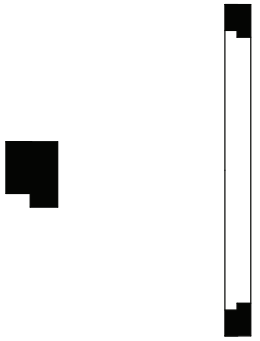

RJT Buna-N European Gaskets - *Black*

- color code: red dot
- meets 21CFR 177.2600

Size	ID	Ø	Part #	Price/E
1"	1.06	.25	***40MP-U100RJT***	**$8.75**
1½"	1.56	.25	***40MP-U150RJT***	**9.45**
2"	2.06	.25	***40MP-U200RJT***	**11.00**
2½"	2.56	.25	***40MP-U250RJT***	**14.20**
3"	3.06	.25	***40MP-U300RJT***	**17.75**
4"	4.06	.25	***40MP-U400RJT***	**48.20**

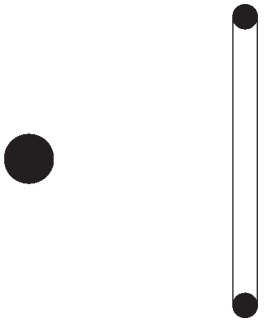

Bevel Seat Hex Nuts

Hex Union Nuts - *13H*



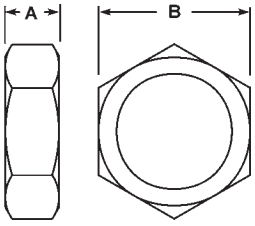

- **400 PSI** maximum

Tube OD	Dimensions A	Dimensions B	*304 Stainless Steel* Part #	Price/E
1"	.906	1.812	***13H-G100***	**$20.15**
1½"	.968	2.406	***13H-G150***	**28.40**
2"	1.062	3.000	***13H-G200***	**36.50**
2½"	1.187	3.594	***13H-G250***	**54.55**
3"	1.281	4.188	***13H-G300***	**72.50**
4"	1.500	5.438	***13H-G400***	**126.00**

Bevel Seat Hex Wrenches

Single Sided Hex Wrenches - *25H*



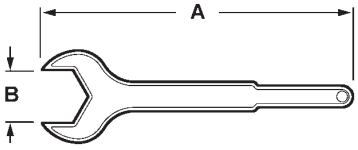

Tube OD	Dimensions A	Dimensions B	Weight Lbs.	*Aluminum* Part #	Price/E
1"	10.500	1.812	.64	***25H-100***	**$51.30**
1½"	12.000	2.406	.86	***25H-150***	**53.00**
2"	14.000	3.000	1.76	***25H-200***	**65.00**
2½"	16.250	3.594	2.40	***25H-250***	**95.95**
3"	18.500	4.188	3.04	***25H-300***	**133.25**
4"	19.500	5.438	3.62	***25H-400***	**169.70**

Two Sided Hex Wrenches - *25H*



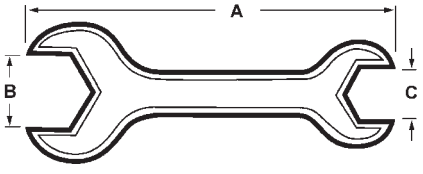

Tube OD	Dimensions A	Dimensions B	Dimensions C	Weight Lbs.	*Aluminum* Part #	Price/E
1½" x 1"	12.000	2.406	1.812	1.00	***25H-150100***	**$95.80**
2" x 1½"	14.000	3.000	2.406	1.75	***25H-200150***	**107.00**
2½" x 2"	16.500	3.594	3.000	2.80	***25H-250200***	**129.05**
3" x 2"	18.000	4.188	3.000	3.20	***25H-300200***	**149.30**
3" x 2½"	18.000	4.188	3.594	3.70	***25H-300250***	**172.00**

Bevel Seat Ferrules

Short Plain Bevel Seat Weld Ferrules - *14PRF*

Tube OD	Dimensions A	Dimensions B	*304 Stainless Steel* Part #	Price/E
1"	.718	.870	***14PRF-G100***	**$12.00**
1½"	.718	1.370	***14PRF-G150***	**14.60**
2"	.750	1.870	***14PRF-G200***	**19.15**
2½"	.875	2.370	***14PRF-G250***	**26.55**
3"	.906	2.870	***14PRF-G300***	**34.35**
4"	1.031	3.834	***14PRF-G400***	**55.70**

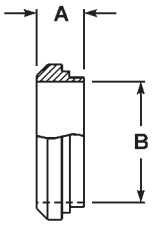



Long Plain Bevel Seat Weld Ferrules - *14A*

Tube OD	Dimensions A	Dimensions B	*304 Stainless Steel* Part #	Price/E
1"	1.375	.870	***14A-G100***	**$17.20**
1½"	1.500	1.370	***14A-G150***	**21.65**
2"	1.500	1.870	***14A-G200***	**32.90**
2½"	1.750	2.370	***14A-G250***	**40.70**
3"	1.750	2.870	***14A-G300***	**53.65**
4"	1.750	3.834	***14A-G400***	**79.25**

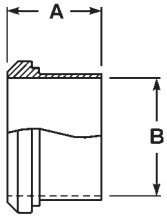



Recessless Plain Bevel Seat Ferrules - *14R*

* Meets 3-A Standard Number 63-03 when used to modify or repair existing on-site farm milk handling systems.
• for expanding only

Tube OD	Dimensions A	Dimensions B	*304 Stainless Steel* Part #	Price/E
1½"	1.125	1.500	***14R-G150***	**$17.60**
2"	1.312	2.000	***14R-G200***	**23.05**
2½"	1.375	2.500	***14R-G250***	**29.60**
3"	1.437	3.000	***14R-G300***	**37.60**
4"	1.500	4.000	***14R-G400***	**60.30**

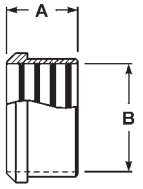



Bevel Seat Ferrules

Short Threaded Bevel Seat Weld Ferrules - *15TRF*



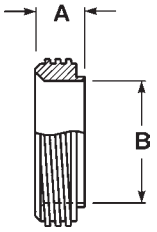

Tube OD	Dimensions A	B	*304 Stainless Steel* Part #	Price/E
1"	.718	.870	***15TRF-G100***	**$14.05**
1½"	.718	1.370	***15TRF-G150***	**16.85**
2"	.750	1.870	***15TRF-G200***	**22.35**
2½"	.875	2.370	***15TRF-G250***	**29.50**
3"	.906	2.870	***15TRF-G300***	**38.05**
4"	1.031	3.834	***15TRF-G400***	**63.85**

Long Threaded Bevel Seat Weld Ferrules - *15A*



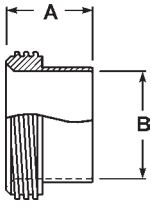

Tube OD	Dimensions A	B	*304 Stainless Steel* Part #	Price/E
1"	1.375	0.870	***15A-G100***	**$23.70**
1½"	1.500	1.370	***15A-G150***	**33.15**
2"	1.500	1.870	***15A-G200***	**41.20**
2½"	1.750	2.370	***15A-G250***	**55.10**
3"	1.750	2.870	***15A-G300***	**72.50**
4"	1.750	3.834	***15A-G400***	**107.35**

Recessless Threaded Bevel Seat Ferrules - *15R*



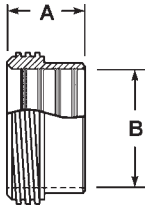

* Meets 3-A Standard Number 63-03 when used to modify or repair existing on-site farm milk handling systems.

• For expanding only

Tube OD	Dimensions A	B	*304 Stainless Steel* Part #	Price/E
1½"	1.125	1.500	***15R-G150***	**$25.90**
2"	1.375	2.000	***15R-G200***	**32.35**
2½"	1.500	2.500	***15R-G250***	**44.15**
3"	1.675	3.000	***15R-G300***	**52.15**
4"	1.675	4.000	***15R-G400***	**82.80**

Bevel Seat End Caps

Plain Bevel Seat Solid End Caps - *16A*





Tube OD	Dimension A	*304 Stainless Steel* Part #	Price/E
1"	1.312	***16A-G100***	**$9.55**
1½"	1.843	***16A-G150***	**16.85**
2"	2.375	***16A-G200***	**25.30**
2½"	2.906	***16A-G250***	**33.80**
3"	3.437	***16A-G300***	**49.55**
4"	4.500	***16A-G400***	**89.30**

Bevel Seat Adapters

Plain Bevel Seat x Male NPT Adapters with Hex Nut - *14-19*

Tube OD	Dimension A	*304 Stainless Steel* Part #	Price/E
1½"	3.250	***14-19-G150***	**$380.40**
2"	3.312	***14-19-G200***	**463.45**
3"	4.250	***14-19-G300***	**557.80**

- hex nut is CF8 (304 stainless steel)

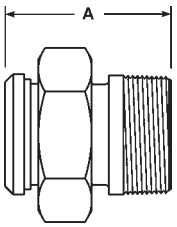



Bevel Seat Elbows

Threaded Bevel Seat x Plain Bevel Seat with Hex Nut 90° Elbows - *B2F* A3

Tube OD	Dimension A	*304 Stainless Steel* Part #	Price/E
1½"	2.968	***B2F-G150***	**$246.25**
2"	3.750	***B2F-G200***	**255.95**
2½"	4.625	***B2F-G250***	**286.65**
3"	5.406	***B2F-G300***	**344.55**

- hex nut is CF8 (304 stainless steel)

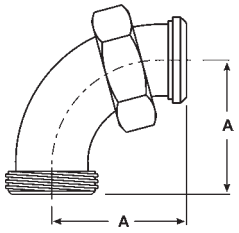



Plain Bevel Seat x Plain Bevel Seat with Hex Nut 90° Elbows - *B2E* A3

Tube OD	Dimension A	*304 Stainless Steel* Part #	Price/E
1½"	2.968	***B2E-G150***	**$243.60**
2"	3.750	***B2E-G200***	**305.20**
2½"	4.625	***B2E-G250***	**321.05**
3"	5.406	***B2E-G300***	**449.15**

- hex nut is CF8 (304 stainless steel)

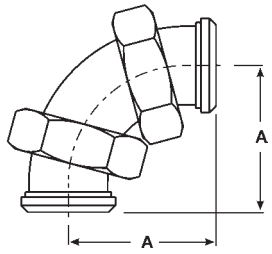



Bevel Seat Reducers

Plain Bevel Seat x Threaded Bevel Seat Concentric Reducers - *B3115F* A3

Tube OD	Dimension A	*304 Stainless Steel* Part #	Price/E
2" x 1½"	3.468	***B3115F-G200150***	**$163.80**
2½" x 2"	3.625	***B3115F-G250200***	**183.80**
3" x 2"	5.656	***B3115F-G300200***	**227.70**
3" x 2½"	3.781	***B3115F-G300250***	**283.40**
4" x 3"	5.937	***B3115F-G400300***	**331.45**

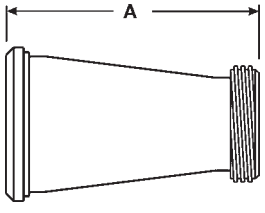



Threaded Bevel Seat x Plain Bevel Seat with Hex Nut Concentric Reducers - *B31TP* A3

Tube OD	Dimension A	*304 Stainless Steel* Part #	Price/E
2" x 1½"	3.468	***B31TP-G200150***	**$193.05**
2½" x 2"	3.625	***B31TP-G250200***	**219.10**
3" x 2"	5.656	***B31TP-G300200***	**288.35**
3" x 2½"	3.781	***B31TP-G300250***	**325.95**
4" x 3"	5.937	***B31TP-G400300***	**395.35**

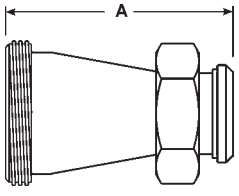



Bevel Seat Gaskets

Buna-N Bevel Seat Gaskets - *Black*

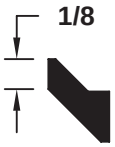

- color code: red dot
- meets 21CFR 177.2600

Size	Part #	Price/E
1"	***40BS-O100***	**$1.65**
1½"	***40BS-O150***	**1.40**
2"	***40BS-O200***	**1.50**
2½"	***40BS-O250***	**2.70**
3"	***40BS-O300***	**3.15**
4"	***40BS-O400***	**5.60**

PTFE Bevel Seat Gaskets - *White*

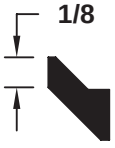

- color code: no dot
- meets 21CFR 177.1550
- passed USP Class VI Cytotoxicity testing

Size	Part #	Price/E
1"	***40BS-S100***	**$2.40**
1½"	***40BS-S150***	**2.10**
2"	***40BS-S200***	**2.35**
2½"	***40BS-S250***	**3.25**
3"	***40BS-S300***	**4.40**
4"	***40BS-S400***	**6.85**

Heavy PTFE Bevel Seat Gaskets

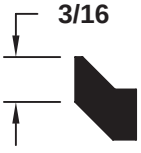

- color code: no dot
- meets 21CFR 177.1550
- passed USP Class VI Cytotoxicity testing

Size	Part #	Price/E
1"	***40BS-H100***	**$3.75**
1½"	***40BS-H150***	**3.95**
2"	***40BS-H200***	**4.40**
2½"	***40BS-H250***	**5.90**
3"	***40BS-H300***	**8.10**
4"	***40BS-H400***	**13.40**

I-Line Clamps

Heavy Duty Clamps - *13ILH*

- wing nut tightened to 25 in. lbs. torque
- CF-8 material



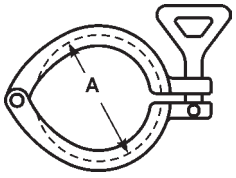

Tube OD	Dimension A	304 Stainless Steel Part #	Price/E
1" - 1½"	2.122	***13ILH100-150***	**$30.85**
2"	2.654	***13ILH200***	**40.85**
2½"	3.185	***13ILH250***	**56.05**
3"	3.717	***13ILH300***	**68.05**
4"	4.820	***13ILH400***	**84.05**
6"	7.689	***13ILH600*** New	**159.00**
8"	9.689	***13ILH800***	**213.05**

Bolted Clamps - *13ILB*

- nut must be tightened to 20 ft. lbs.
- CF-8 material



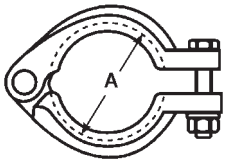

Tube OD	Dimension A	304 Stainless Steel Part #	Price/E
1" - 1½"	2.122	***13ILB100-150***	**$32.20**
2"	2.654	***13ILB200***	**56.10**
2½"	3.185	***13ILB250***	**76.80**
3"	3.717	***13ILB300***	**106.20**
4"	4.820	***13ILB400***	**128.30**



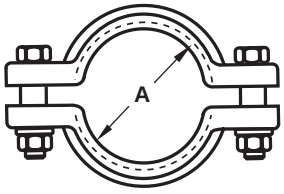

Tube OD	Dimension A	304 Stainless Steel Part #	Price/E
6"	7.689	***13ILB600***	**$190.90**
8"	9.689	***13ILB800***	**436.60**

Q-Line Clamps

Heavy Duty Clamps - *13QLH*

- wing nut tightened to 25 in. lbs. torque
- CF-8 material

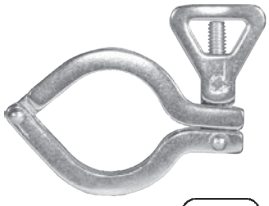

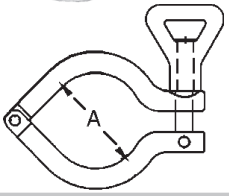

Tube OD	Dimension A	304 Stainless Steel Part #	Price/E
1" - 1½"	2.122	***13QLH100-150***	**$30.85**
2"	2.654	***13QLH200***	**40.85**
2½"	3.185	***13QLH250***	**56.00**
3"	3.717	***13QLH300***	**68.05**
4"	4.820	***13QLH400***	**84.05**

I-Line Ferrules

Male I-Line Short Weld Ferrules - *14WI*



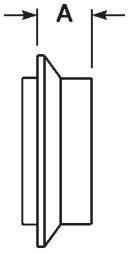

Tube OD	Dim A	304 Stainless Steel Part #	304 Stainless Steel Price/E	316L Stainless Steel Part #	316L Stainless Steel Price/E
1"	.600	***14WI-G100***	**$14.55**	***14WI-R100***	**$22.55**
1½"	.765	***14WI-G150***	**16.50**	***14WI-R150***	**23.40**
2"	.790	***14WI-G200***	**25.25**	***14WI-R200***	**33.85**
2½"	.848	***14WI-G250***	**35.25**	***14WI-R250***	**47.75**
3"	.906	***14WI-G300***	**46.50**	***14WI-R300***	**73.60**
4"	1.031	***14WI-G400***	**75.00**	***14WI-R400***	**107.00**
6"	.940	**---**	**---**	New ***14WI-R600***	**353.45**
8"	.940	**---**	**---**	***14WI-R800***	**562.50**

Male I-line Long Weld Ferrules - *14WLI*



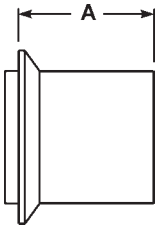

Tube OD	Dim A	304 Stainless Steel Part #	304 Stainless Steel Price/E	316L Stainless Steel Part #	316L Stainless Steel Price/E
1"	1.562	***14WLI-G100***	**$48.75**	***14WLI-R100***	**$141.35**
1½"	1.843	***14WLI-G150***	**48.80**	***14WLI-R150***	**136.95**
2"	2.062	***14WLI-G200***	**57.50**	***14WLI-R200***	**196.45**
2½"	2.188	***14WLI-G250***	**85.35**	***14WLI-R250***	**239.45**
3"	2.375	***14WLI-G300***	**111.00**	***14WLI-R300***	**393.95**
4"	2.688	***14WLI-G400***	**161.75**	***14WLI-R400***	**1154.55**
6"	2.688	**---**	**---**	New ***14WLI-R600***	**1847.20**

Female I-line Short Weld Ferrules - *15WI*



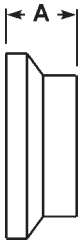

Tube OD	Dim A	304 Stainless Steel Part #	304 Stainless Steel Price/E	316L Stainless Steel Part #	316L Stainless Steel Price/E
1"	.785	***15WI-G100***	**$14.55**	***15WI-R100***	**$23.65**
1½"	.950	***15WI-G150***	**16.45**	***15WI-R150***	**23.90**
2"	1.040	***15WI-G200***	**25.25**	***15WI-R200***	**34.55**
2½"	1.160	***15WI-G250***	**35.25**	***15WI-R250***	**50.20**
3"	1.220	***15WI-G300***	**48.70**	***15WI-R300***	**74.85**
4"	1.350	***15WI-G400***	**75.15**	***15WI-R400***	**108.65**
6"	1.125	**---**	**---**	New ***15WI-R600***	**363.95**
8"	1.125	**---**	**---**	***15WI-R800***	**532.35**

Female I-line Long Weld Ferrules - *15WLI*



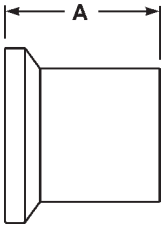

Tube OD	Dim A	304 Stainless Steel Part #	304 Stainless Steel Price/E	316L Stainless Steel Part #	316L Stainless Steel Price/E
1"	1.750	***15WLI-G100***	**$45.75**	***15WLI-R100***	**$147.40**
1½"	2.031	***15WLI-G150***	**45.75**	***15WLI-R150***	**147.40**
2"	2.312	***15WLI-G200***	**53.80**	***15WLI-R200***	**234.90**
2½"	2.500	***15WLI-G250***	**79.95**	***15WLI-R250***	**359.85**
3"	2.688	***15WLI-G300***	**103.95**	***15WLI-R300***	**475.80**
4"	3.000	***15WLI-G400***	**151.55**	***15WLI-R400***	**685.10**
6"	3.000	**---**	**---**	New ***15WLI-R600***	**1664.95**

Q-line Ferrules

Q-line Weld Ferrules - *14WQ*



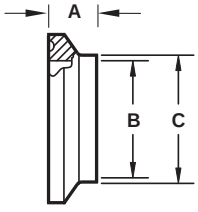

Tube OD	Dimensions A	Dimensions B	Dimensions C	304 Stainless Steel Part #	304 Stainless Steel Price/E
1"	.531	.870	1.000	***14WQ-G100***	**$51.85**
1½"	.563	1.370	1.500	***14WQ-G150***	**38.30**
2"	.813	1.870	2.000	***14WQ-G200***	**57.75**
2½"	.938	2.370	2.500	***14WQ-G250***	**94.05**
3"	.938	2.870	3.000	***14WQ-G300***	**163.20**
4"	1.000	3.834	4.000	***14WQ-G400***	**324.95**

I-Line End Caps

Male I-line Solid End Caps - *16AI-14I*

New for 2012

Tube OD	Dimensions A	Dimensions B	304 Stainless Steel Part #	304 Stainless Steel Price/E	316L Stainless Steel Part #	316L Stainless Steel Price/E
1"	.500	1.985	***16AI-14I100***	**$16.20**	***16AI-14I100R***	**$0**
1½"	.500	1.985	***16AI-14I150***	**16.20**	***16AI-14I150R***	**0**
2"	.562	2.640	***16AI-14I200***	**24.75**	***16AI-14I200R***	**0**
2½"	.750	3.307	***16AI-14I250***	**41.45**	***16AI-14I250R***	**0**
3"	.750	3.870	***16AI-14I300***	**53.90**	***16AI-14I300R***	**0**
4"	.750	4.870	***16AI-14I400***	**92.15**	***16AI-14I400R***	**0**
6"	.750	7.495	**---**	**---**	***16AI-14I600R***	**0**
8"	.880	9.495	**---**	**---**	***16AI-14I800R***	**0**

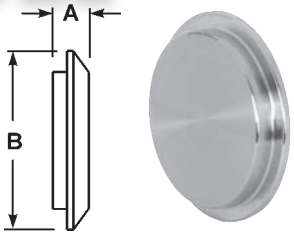

Female I-line Solid End Caps - *16AI-15I*

New for 2012

Tube OD	Dimensions A	Dimensions B	304 Stainless Steel Part #	304 Stainless Steel Price/E	316L Stainless Steel Part #	316L Stainless Steel Price/E
1"	.500	1.985	***16AI-15I100***	**$17.15**	***16AI-15I100R***	**$0**
1½"	.500	1.985	***16AI-15I150***	**17.15**	***16AI-15I150R***	**0**
2"	.562	2.640	***16AI-15I200***	**24.75**	***16AI-15I200R***	**0**
2½"	.750	3.307	***16AI-15I250***	**41.45**	***16AI-15I250R***	**0**
3"	.750	3.870	***16AI-15I300***	**53.90**	***16AI-15I300R***	**0**
4"	.750	4.870	***16AI-15I400***	**92.15**	***16AI-15I400R***	**0**
6"	.750	7.495	**---**	**---**	***16AI-15I600R***	**0**
8"	.880	9.495	**---**	**---**	***16AI-15I800R***	**0**

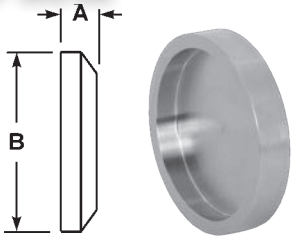

Q-Line Solid End Caps - *16AQ*

Tube OD	Dimension A	304 Stainless Steel Part #	304 Stainless Steel Price/E
1"	.313	***16AQ-G100***	**$39.80**
1½"	.313	***16AQ-G150***	**39.80**
2"	.438	***16AQ-G200***	**61.15**
2½"	.500	***16AQ-G250***	**84.85**
3"	.500	***16AQ-G300***	**136.95**
4"	.625	***16AQ-G400***	**304.80**

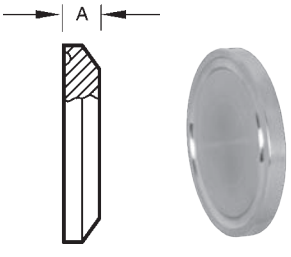

I-Line Gaskets

Buna-N I-Line Gaskets

- color code: red dot
- meets 21CFR 177.2600
- 3/32" thick



Size	Part #	Price/E
1"	***40IH100***	**$1.80**
1½"	***40IH150***	**1.50**
2"	***40IH200***	**1.70**
2½"	***40IH250***	**2.65**
3"	***40IH300***	**3.10**
4"	***40IH400***	**4.05**
6"	***40IH600***	New **41.00**
8"	***40IH800***	**46.35**

PTFE I-Line Gaskets - *White Virgin*

- color code: no dot
- meets 21CFR 177.1550
- pharmaceutical class VI approved
- 1/16" thick



Size	Part #	Price/E
1"	***40IT100***	**$2.05**
1½"	***40IT150***	**2.45**
2"	***40IT200***	**2.60**
2½"	***40IT250***	**3.00**
3"	***40IT300***	**3.40**
4"	***40IT400***	**4.55**
6"	***40IT600***	New **68.70**
8"	***40IT800***	**80.85**

EPDM I-Line Gaskets

- color code: three green dots
- meets 21CFR 177.2600
- pharmaceutical class VI approved
- peroxide cured
- 3/32" thick



Size	Part #	Price/E
1"	***40IE100***	**$2.85**
1½"	***40IE150***	**2.85**
2"	***40IE200***	**3.15**
2½"	***40IE250***	**4.20**
3"	***40IE300***	**4.80**
4"	***40IE400***	**8.35**
6"	***40IE600***	New **21.55**
8"	***40IE800***	**37.30**

FKM (Viton®) I-Line Gaskets

- color code: one white dot, one yellow dot
- meets 21CFR 177.2600
- passed USP Class VI Cytotoxicity testing
- peroxide cured
- 1/16" thick



Size	Part #	Price/E
1"	***40IV100***	**$9.45**
1½"	***40IV150***	**12.15**
2"	***40IV200***	**14.25**
2½"	***40IV250***	**16.90**
3"	***40IV300***	**21.20**
4"	***40IV400***	**26.65**
6"	***40IV600***	New **117.70**
8"	***40IV800***	**127.65**

Q-line Gaskets

Buna-N Q-Line Gaskets

- color code: red dot
- meets 21CFR 177.2600



Size	Part #	Price/E
1"	***40QH100***	**$3.55**
1½"	***40QH150***	**3.50**
2"	***40QH200***	**4.60**
2½"	***40QH250***	**5.75**
3"	***40QH300***	**7.45**
4"	***40QH400***	**11.45**

PTFE Q-Line Gaskets - *White Virgin*

- color code: no dot
- meets 21CFR 177.1550
- passed U.S.P. Class VI Cytotoxicity testing



Size	Part #	Price/E
1"	***40QT100***	**$10.40**
1½"	***40QT150***	**10.40**
2"	***40QT200***	**13.40**
2½"	***40QT250***	**18.10**
3"	***40QT300***	**19.20**
4"	***40QT400***	**29.30**

Pipe Size Clamps

Single Pin Heavy Duty Clamps - *13MHHV*

Pipe Size	Dimension A	*304 Stainless Steel* Part #	Price/E
1"	2.122	***13MHHV100***	**$15.15**
1½"	2.654	***13MHHV150***	**17.15**
2"	3.185	***13MHHV200***	**19.65**
2½"	3.717	***13MHHV250***	**21.35**
3"	4.263	***13MHHV300***	**42.95**
4"	5.263	***13MHHV400***	**67.50**

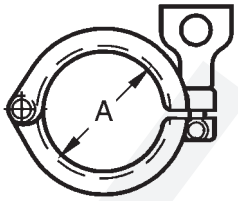



Bolted Clamp - *13MHPV400*

Pipe Size	Dimension A	*304 Stainless Steel* Part #	Price/E
4"	5.187	***13MHPV400***	**$86.45**

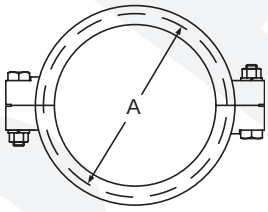



Pipe Size Ferrules

Schedule 5 Short-weld Ferrules - *14WMV*

Pipe Size	Dimensions A	B	C	*316L Stainless Steel* Part #	Price/E
1"	.500	1.185	1.315	***14WMV-R100***	**$36.15**
1½"	.500	1.770	1.900	***14WMV-R150***	**49.15**
2"	.500	2.245	2.375	***14WMV-R200***	**72.45**
2½"	.500	2.709	2.875	***14WMV-R250***	**93.45**
3"	.500	3.334	3.500	***14WMV-R300***	**117.35**
4"	.625	4.334	4.500	***14WMV-R400***	**196.75**

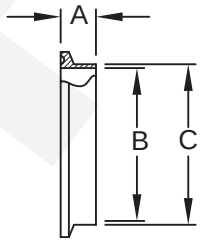



Schedule 10 Short-weld Ferrules - *14WMX*

Pipe Size	Dimensions A	B	C	*316L Stainless Steel* Part #	Price/E
1"	.500	1.097	1.315	***14WMX-R100***	**$36.15**
1½"	.500	1.682	1.900	***14WMX-R150***	**49.15**
2"	.500	2.157	2.375	***14WMX-R200***	**72.45**
2½"	.500	2.635	2.875	***14WMX-R250***	**93.45**
3"	.500	3.260	3.500	***14WMX-R300***	**117.35**
4"	.625	4.260	4.500	***14WMX-R400***	**196.75**

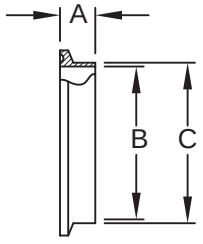



Schedule 5 Long-weld Ferrules - *L14AM7V*

Pipe Size	Dimensions A	B	C	*316L Stainless Steel* Part #	Price/E
1"	1.125	1.185	1.315	***L14AM7V-R100***	**$71.15**
1½"	1.125	1.770	1.900	***L14AM7V-R150***	**90.20**
2"	1.125	2.245	2.375	***L14AM7V-R200***	**134.80**
2½"	1.125	2.709	2.875	***L14AM7V-R250***	**157.55**
3"	1.125	3.334	3.500	***L14AM7V-R300***	**221.90**
4"	1.125	4.334	4.500	***L14AM7V-R400***	**330.45**

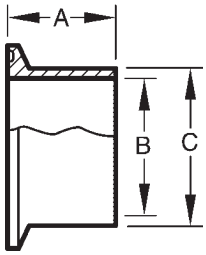



Pipe Size Ferrules

Schedule 10 Long-weld Ferrules - *L14AM7X* A3



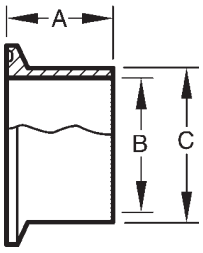

Pipe Size	Dimensions A	B	C	316L Stainless Steel Part #	Price/E
1"	1.125	1.097	1.315	***L14AM7X-R100***	**$71.15**
1½"	1.125	1.682	1.900	***L14AM7X-R150***	**90.20**
2"	1.125	2.157	2.375	***L14AM7X-R200***	**134.80**
2½"	1.125	2.635	2.875	***L14AM7X-R250***	**157.55**
3"	1.125	3.260	3.500	***L14AM7X-R300***	**221.90**
4"	1.125	4.260	4.500	***L14AM7X-R400***	**330.45**

Pipe Size End Caps

Solid End Caps - *16AMV* A3



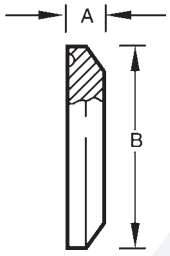

Pipe Size	Dimensions A	B	304 Stainless Steel Part #	Price/E	316L Stainless Steel Part #	Price/E
1"	.250	1.984	***16AMV-G100***	**$8.60**	***16AMV-R100***	**$10.55**
1½"	.250	2.516	***16AMV-G150***	**9.45**	***16AMV-R150***	**13.60**
2"	.250	3.047	***16AMV-G200***	**14.20**	***16AMV-R200***	**19.70**
2½"	.250	3.579	***16AMV-G250***	**19.45**	***16AMV-R250***	**26.70**
3"	.312	4.125	***16AMV-G300***	**237.30**	***16AMV-R300***	**285.90**
4"	.312	5.125	***16AMV-G400***	**321.95**	***16AMV-R400***	**438.85**

- Specify if you are using a piping system or a tubing system when ordering.

Pipe Size Adapters

Tube Weld x Schedule 5 Weld Adapters - *B19WV*



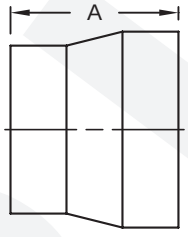

Pipe Size	Dim. A	Tube Wall Thickness	Pipe Wall Thickness	316L Stainless Steel Part #	Price/E
1"	2.000	.065	.065	***B19WV-R100***	**$99.00**
1½"	2.500	.065	.065	***B19WV-R150***	**110.30**
2"	2.500	.065	.065	***B19WV-R200***	**129.00**
2½"	2.500	.065	.084	***B19WV-R250***	**152.00**
3"	2.500	.065	.084	***B19WV-R300***	**173.50**
4"	3.000	.084	.084	***B19WV-R400***	**325.35**

Tube Weld x Schedule 10 Weld Adapters - *B19WX*



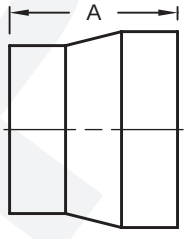

Pipe Size	Dim. A	Tube Wall Thickness	Pipe Wall Thickness	316L Stainless Steel Part #	Price/E
1"	2.000	.065	.109	***B19WX-R100***	**$99.50**
1½"	2.500	.065	.109	***B19WX-R150***	**110.75**
2"	2.500	.065	.109	***B19WX-R200***	**129.65**
2½"	2.500	.065	.120	***B19WX-R250***	**152.70**
3"	2.500	.065	.120	***B19WX-R300***	**174.30**
4"	3.000	.084	.120	***B19WX-R400***	**326.80**

New for 2012

Clamp x Schedule 10 Weld Adapters - *B19MPX*



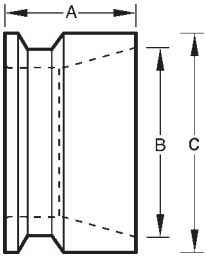

Pipe Size	A	B	C	Pipe Wall Thickness	316L Stainless Steel Part #	Price/E
1"	1.125	1.097	1.315	.109	***B19MPX-R100***	**$79.00**
1½"	1.125	1.682	1.900	.109	***B19MPX-R150***	**157.30**
2"	1.125	2.157	2.375	.109	***B19MPX-R200***	**236.85**
2½"	1.125	2.635	2.875	.120	***B19MPX-R250***	**259.90**
3"	1.125	3.260	3.500	.120	***B19MPX-R300***	**323.30**
4"	1.125	4.260	4.500	.120	***B19MPX-R400***	**388.35**

Pipe Size Hangers

Hex Pipe Size Hanger with Grommets - *B24RV* *

Pipe Size	Dimensions		*304 Stainless Steel*	
	A	B	Part #	Price/E
1"	3.625	2.125	***B24RV-G100***	**$23.30**
1½"	3.625	2.125	***B24RV-G150***	**25.40**
2"	4.312	2.625	***B24RV-G200***	**28.00**
2½"	4.875	3.125	***B24RV-G250***	**31.80**
3"	5.375	3.625	***B24RV-G300***	**37.35**
4"	6.562	4.750	***B24RV-G400***	**37.90**
6"	9.000	6.625	***B24RV-G600***	**107.30**

* for coupler options call Dixon Sanitary



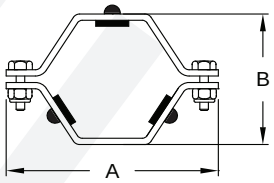

Hex Pipe Size Hanger with Polypropylene Sleeves - *B24PV* *

Pipe Size	Dimensions		*304 Stainless Steel*	
	A	B	Part #	Price/E
1"	3.625	2.125	***B24PV-G100***	**$35.75**
1½"	4.312	2.625	***B24PV-G150***	**36.40**
2"	4.875	3.125	***B24PV-G200***	**40.15**
2½"	4.812	3.125	***B24PV-G250***	**49.60**
3"	6.000	4.250	***B24PV-G300***	**49.85**
4"	7.500	5.625	***B24PV-G400***	**56.75**
6"	9.750	7.375	***B24PV-G600***	**200.70**

* for coupler options call Dixon Sanitary



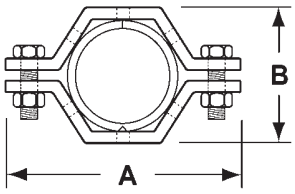

Polypropylene Pipe Size Sleeves - *13PV*

Size	Part #	Price/E
1"	***13PV-100***	**$19.50**
1½"	***13PV-150***	**19.50**
2"	***13PV-200***	**19.50**
2½"	***13PV-250***	**29.65**
3"	***13PV-300***	**31.85**
4"	***13PV-400***	**35.75**
6"	***13PV-600***	**131.25**



Schedule 5 and 10 Pipe Gaskets

Buna-N Pipe Gaskets- *40MPV-U*



- color code: red dot
- meets 21CFR 177.2600

Size	Part #	Price/E
1"	***40MPV-U100***	**$7.45**
1½"	***40MPV-U150***	**7.10**
2"	***40MPV-U200***	**7.45**
2½"	***40MPV-U250***	**6.80**
3"	***40MPV-U300***	**6.95**
4"	***40MPV-U400***	**7.10**

PTFE Pipe Gaskets - *40MPV-G*



- color code: no dot
- meets 21CFR 177.1550
- passed USP Class VI Cytotoxicity testing
- not recommended for use with bolted clamps

Size	Part #	Price/E
1"	***40MPV-G100***	**$33.25**
1½"	***40MPV-G150***	**25.10**
2"	***40MPV-G200***	**31.40**
2½"	***40MPV-G250***	**51.75**
3"	***40MPV-G300***	**57.50**
4"	***40MPV-G400***	**66.75**

PIPE

Weld Elbows

90° Polished Weld Elbow with Tangent - *B2S* A3

Tube OD	Dimension A	Nominal Wall	polished ID/OD *304 Stainless Steel* Part #	Price/E	polished ID/OD *316L Stainless Steel* Part #	Price/E
¾"	3.000	.065	---	---	***B2S-R75P***	**$96.60**
1"	2.062	.065	***B2S-G100P***	**$34.00**	***B2S-R100P***	**37.95**
1½"	2.937	.065	***B2S-G150P***	**36.35**	***B2S-R150P***	**42.40**
2"	4.062	.065	***B2S-G200P***	**39.50**	***B2S-R200P***	**58.55**
2½"	5.187	.065	***B2S-G250P***	**56.25**	***B2S-R250P***	**88.25**
3"	6.312	.065	***B2S-G300P***	**81.85**	***B2S-R300P***	**121.60**
4"	8.312	.083	***B2S-G400P***	**146.50**	***B2S-R400P***	**223.40**

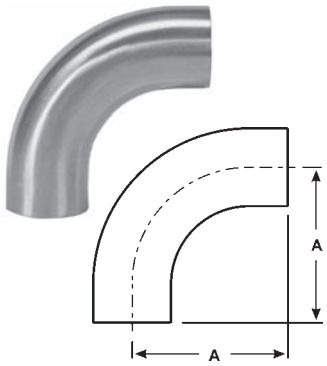

90° Polished Weld Elbow - *B2WCL* A3

Tube OD	Dimension A	Nominal Wall	polished ID/OD *304 Stainless Steel* Part #	Price/E	polished ID/OD *316L Stainless Steel* Part #	Price/E
½"	1.125	.065	---	---	***B2WCL-R50P***	**$35.20**
¾"	1.125	.065	---	---	***B2WCL-R75P***	**35.20**
1"	1.500	.065	***B2WCL-G100P***	**$18.25**	***B2WCL-R100P***	**22.00**
1½"	2.250	.065	***B2WCL-G150P***	**23.35**	***B2WCL-R150P***	**29.45**
2"	3.000	.065	***B2WCL-G200P***	**31.85**	***B2WCL-R200P***	**40.55**
2½"	3.750	.065	***B2WCL-G250P***	**51.30**	***B2WCL-R250P***	**67.20**
3"	4.500	.065	***B2WCL-G300P***	**72.95**	***B2WCL-R300P***	**93.25**
4"	6.000	.083	***B2WCL-G400P***	**139.80**	***B2WCL-R400P***	**170.00**
6"	9.000	.109	***B2WCL-G600P***	**767.90**	***B2WCL-R600P***	**883.40**
8"	12.000	.120	***B2WCL-G800P***	**1451.05**	***B2WCL-R800P***	**1643.95**

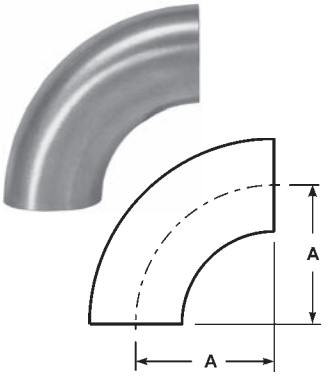

90° Clamp x Polished Weld Elbow - *B2CM* A3

Tube OD	Dimensions A	Dimensions B	Nom. Wall	polished ID/OD *304 Stainless Steel* Part #	Price/E	polished ID/OD *316L Stainless Steel* Part #	Price/E
1"	2.562	2.062	.065	***B2CM-G100***	**$84.65**	***B2CM-R100***	**$97.80**
1½"	3.438	2.937	.065	***B2CM-G150***	**79.50**	***B2CM-R150***	**96.55**
2"	4.562	4.062	.065	***B2CM-G200***	**94.90**	***B2CM-R200***	**110.65**
2½"	5.688	5.187	.065	***B2CM-G250***	**124.25**	***B2CM-R250***	**154.60**
3"	6.812	6.312	.065	***B2CM-G300***	**165.25**	***B2CM-R300***	**229.15**
4"	8.937	8.312	.083	***B2CM-G400***	**253.25**	***B2CM-R400***	**320.20**

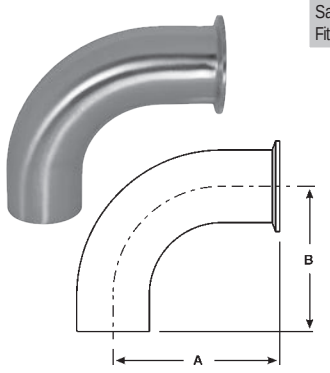

Plain End Bevel Seat with Hex x 90° Polished Weld Elbow - *B2FP* A3

Tube OD	Dimensions A	Dimensions B	Nominal Wall	polished ID/OD *304 Stainless Steel* Part #	Price/E
1½"	3.656	2.937	.065	***B2FP-G150***	**$139.60**
2"	4.812	4.062	.065	***B2FP-G200***	**158.05**
2½"	6.062	5.187	.065	***B2FP-G250***	**234.80**
3"	7.218	6.312	.065	***B2FP-G300***	**287.25**

• hex nuts are CF8 (304) stainless

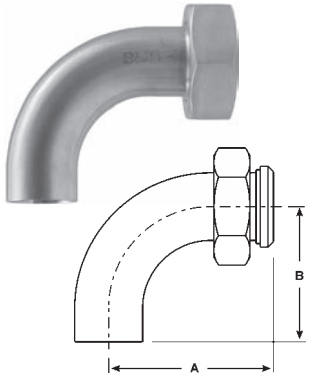

Weld Elbows

45° Polished Weld Elbow with Tangent - *B2KS*

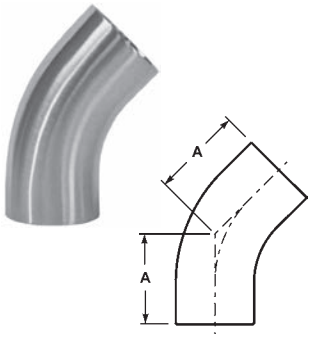

Tube OD	Dimension A	Nominal Wall	polished ID/OD *304 Stainless Steel* Part #	Price/E	polished ID/OD *316L Stainless Steel* Part #	Price/E
¾"	2.250	.065	---	---	***B2KS-R75P***	**$144.60**
1"	1.188	.065	***B2KS-G100P***	**$27.95**	***B2KS-R100P***	**30.35**
1½"	1.625	.065	***B2KS-G150P***	**30.35**	***B2KS-R150P***	**35.70**
2"	2.312	.065	***B2KS-G200P***	**37.50**	***B2KS-R200P***	**49.40**
2½"	3.000	.065	***B2KS-G250P***	**51.70**	***B2KS-R250P***	**68.90**
3"	3.688	.065	***B2KS-G300P***	**69.90**	***B2KS-R300P***	**99.20**
4"	4.812	.083	***B2KS-G400P***	**120.35**	***B2KS-R400P***	**161.90**

45° Polished Weld Elbow - *B2WK*

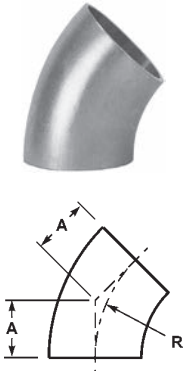

Tube OD	Dimensions A	Dimensions R	Nom. Wall	polished ID/OD *304 Stainless Steel* Part #	Price/E	polished ID/OD *316L Stainless Steel* Part #	Price/E
1"	.625	1.500	.065	***B2WK-G100P***	**$20.50**	***B2WK-R100P***	**$22.15**
1½"	.937	2.250	.065	***B2WK-G150P***	**19.75**	***B2WK-R150P***	**22.55**
2"	1.250	3.000	.065	***B2WK-G200P***	**26.05**	***B2WK-R200P***	**36.05**
2½"	1.562	3.750	.065	***B2WK-G250P***	**38.10**	***B2WK-R250P***	**52.30**
3"	1.875	4.500	.065	***B2WK-G300P***	**64.45**	***B2WK-R300P***	**83.30**
4"	2.500	6.000	.083	***B2WK-G400P***	**122.40**	***B2WK-R400P***	**157.45**
6"	3.750	9.000	.109	***B2WK-G600P***	**617.45**	***B2WK-R600P***	**758.55**
8"	5.00	12.000	.120	---	---	***B2WK-R800P***	**1183.60**

45° Clamp x Polished Weld Elbow - *B2KM*

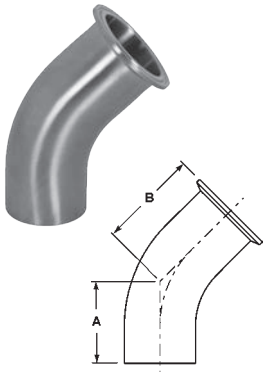

Tube OD	Dimensions A	Dimensions B	Nom. Wall	polished ID/OD *304 Stainless Steel* Part #	Price/E	polished ID/OD *316L Stainless Steel* Part #	Price/E
1"	1.188	1.688	.065	***B2KM-G100***	**$96.10**	***B2KM-R100***	**$113.45**
1½"	1.625	2.125	.065	***B2KM-G150***	**99.65**	***B2KM-R150***	**123.60**
2"	2.312	2.812	.065	***B2KM-G200***	**126.50**	***B2KM-R200***	**132.85**
2½"	3.000	3.500	.065	***B2KM-G250***	**156.50**	***B2KM-R250***	**213.85**
3"	3.688	4.188	.065	***B2KM-G300***	**211.95**	***B2KM-R300***	**258.35**
4"	4.812	5.437	.083	***B2KM-G400***	**452.00**	***B2KM-R400***	**573.25**

Weld Tees

Polished Weld Short Tees - *B7WWW* A3



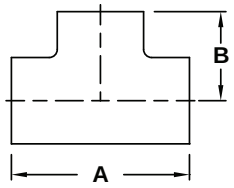

Tube OD	Dimensions A	Dimensions B	Nominal Wall	polished ID/OD *304 Stainless Steel* Part #	Price/E	polished ID/OD *316L Stainless Steel* Part #	Price/E
1"	2.250	1.125	.065	***B7WWW-G100P***	**$39.40**	***B7WWW-R100P***	**$46.85**
1½"	3.312	1.656	.065	***B7WWW-G150P***	**44.45**	***B7WWW-R150P***	**49.10**
2"	4.124	2.062	.065	***B7WWW-G200P***	**55.90**	***B7WWW-R200P***	**62.25**
2½"	4.688	2.344	.065	***B7WWW-G250P***	**69.15**	***B7WWW-R250P***	**81.15**
3"	5.188	2.594	.065	***B7WWW-G300P***	**97.75**	***B7WWW-R300P***	**120.20**
4"	6.876	3.438	.083	***B7WWW-G400P***	**151.45**	***B7WWW-R400P***	**177.60**

Polished Weld Long Tees - *B7W* A3



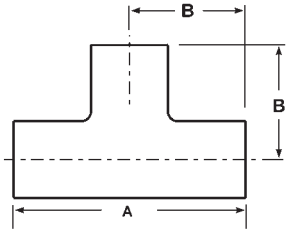

Tube OD	Dimensions A	Dimensions B	Nominal Wall	polished ID/OD *304 Stainless Steel* Part #	Price/E	polished ID/OD *316L Stainless Steel* Part #	Price/E
¾"	4.000	2.000	.065	**---**	**---**	***B7W-R75P***	**$188.70**
1"	3.750	1.875	.065	***B7W-G100P***	**$44.60**	***B7W-R100P***	**53.00**
1½"	4.500	2.250	.065	***B7W-G150P***	**44.50**	***B7W-R150P***	**58.35**
2"	6.000	3.000	.065	***B7W-G200P***	**53.00**	***B7W-R200P***	**82.45**
2½"	6.000	3.000	.065	***B7W-G250P***	**72.60**	***B7W-R250P***	**114.55**
3"	6.500	3.250	.065	***B7W-G300P***	**108.55**	***B7W-R300P***	**142.25**
4"	7.750	3.875	.083	***B7W-G400P***	**191.60**	***B7W-R400P***	**264.80**

Polished Weld Reducing Tees - *B7RWWW* A3



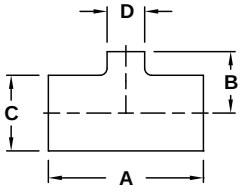

Tube OD	Dimensions A	Dimensions B	Dimensions C	Dimensions D	Nom. Wall	polished ID/OD *304 Stainless Steel* Part #	Price/E	polished ID/OD *316L Stainless Steel* Part #	Price/E
1½" x 1"	3.312	1.375	1.500	1.000	.065	***B7RWWW-G150100P***	**$68.45**	***B7RWWW-R150100P***	**$84.95**
2" x 1"	4.124	1.625	2.000	1.000	.065	***B7RWWW-G200100P***	**94.15**	***B7RWWW-R200100P***	**107.65**
2" x 1½"	4.124	1.906	2.000	1.500	.065	***B7RWWW-G200150P***	**94.15**	***B7RWWW-R200150P***	**107.65**
2½" x 1½"	4.688	2.156	2.500	1.500	.065	***B7RWWW-G250150P***	**103.20**	***B7RWWW-R250150P***	**110.20**
2½" x 2"	4.688	2.312	2.500	2.000	.065	***B7RWWW-G250200P***	**103.20**	***B7RWWW-R250200P***	**110.20**
3" x 1½"	5.188	2.406	3.000	1.500	.065	***B7RWWW-G300150P***	**144.70**	***B7RWWW-R300150P***	**222.85**
3" x 2"	5.188	2.562	3.000	2.000	.065	***B7RWWW-G300200P***	**144.70**	***B7RWWW-R300200P***	**222.85**
4" x 2"	6.876	3.062	4.000	2.000	.083	***B7RWWW-G400200P***	**221.70**	***B7RWWW-R400200P***	**333.90**
4" x 3"	6.876	3.094	4.000	3.000	.083	***B7RWWW-G400300P***	**221.70**	***B7RWWW-R400300P***	**333.90**

Weld Adapters

Weld Long Hose Adapters - *14WHRL*



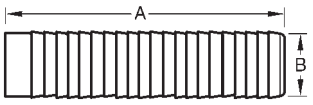

- suitable for use with band clamps

Tube OD	Dimensions A	Dimensions B	Nominal Wall	*316L Stainless Steel* Part #	*316L Stainless Steel* Price/E
1"	3.000	1.030	.116	***14WHRL-R100***	**$37.95**
1½"	4.500	1.030	.116	***14WHRL-R150***	**64.75**
2"	4.500	2.030	.116	***14WHRL-R200***	**82.55**
2½"	5.000	2.530	.116	***14WHRL-R250***	**112.90**
3"	5.000	3.030	.116	***14WHRL-R300***	**134.65**
4"	4.875	4.030	.116	***14WHRL-R400***	**188.80**

SAFETY ALERT

Use of PVC tubing requires special techniques to prevent leakage. All assembly work must be done with heated tube. Cold durometer is 90 as opposed to rubber hose at 65 to 70 durometer. Banding buckles must be at 180° from one another.

Weld Reducers

Polished Weld Concentric Reducers - *B31W*

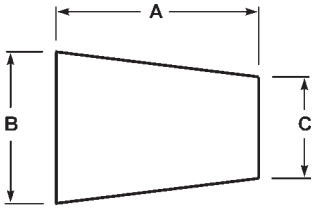



Tube OD	Dimensions A	Dimensions B	Dimensions C	Nom. Wall	polished ID/OD *304 Stainless Steel* Part #	polished ID/OD *304 Stainless Steel* Price/E	polished ID/OD *316L Stainless Steel* Part #	polished ID/OD *316L Stainless Steel* Price/E
¾" x ½"	1.000	.750	.500	.065	---	---	***B31W-R7550P***	**$124.90**
1" x ¾"	1.000	1.000	.750	.065	---	---	***B31W-R10075P***	**112.55**
1½" x ¾"	3.000	1.500	.750	.065	---	---	***B31W-R15075P***	**196.90**
1½" x 1"	2.000	1.500	1.000	.065	***B31W-G150100P***	**$43.70**	***B31W-R150100P***	**61.70**
2" x 1"	4.000	2.000	1.000	.065	***B31W-G200100P***	**76.90**	***B31W-R200100P***	**121.05**
2" x 1½"	2.000	2.000	1.500	.065	***B31W-G200150P***	**44.45**	***B31W-R200150P***	**75.20**
2½" x 1½"	4.000	2.500	1.500	.065	***B31W-G250150P***	**73.05**	***B31W-R250150P***	**134.40**
2½" x 2"	2.000	2.500	2.000	.065	***B31W-G250200P***	**51.85**	***B31W-R250200P***	**81.90**
3" x 1½"	6.000	3.000	1.500	.065	***B31W-G300150P***	**135.45**	***B31W-R300150P***	**200.50**
3" x 2"	4.000	3.000	2.000	.065	***B31W-G300200P***	**76.25**	***B31W-R300200P***	**122.65**
3" x 2½"	2.000	3.000	2.500	.065	***B31W-G300250P***	**90.45**	***B31W-R300250P***	**149.45**
4" x 2"	8.000	4.000	2.000	.083	***B31W-G400200P***	**196.85**	***B31W-R400200P***	**290.55**
4" x 2½"	6.000	4.000	2.500	.083	***B31W-G400250P***	**210.95**	***B31W-R400250P***	**267.90**
4" x 3"	4.000	4.000	3.000	.083	***B31W-G400300P***	**113.05**	***B31W-R400300P***	**143.90**
6" x 3"	5.500	6.000	3.000	.109	***B31W-G600300P***	**503.20**	***B31W-R600300P***	**652.25**
6" x 4"	5.500	6.000	4.000	.109	***B31W-G600400P***	**438.35**	***B31W-R600400P***	**572.70**

Weld Reducers

Polished Weld Eccentric Reducers - *B32W*



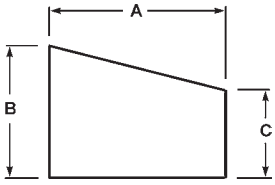

Tube OD	Dimensions A	B	C	Nom. Wall	polished ID/OD *304 Stainless Steel* Part #	Price/E	polished ID/OD *316L Stainless Steel* Part #	Price/E
1" x ½"	2.000	1.000	.500	.065	---	---	***B32W-R10050P***	**$251.20**
2" x 1"	4.000	2.000	1.000	.065	***B32W-G200100P***	**$159.90**	***B32W-R200100P***	**176.90**
2" x 1½"	2.000	2.000	1.500	.065	***B32W-G200150P***	**73.95**	***B32W-R200150P***	**100.25**
2½" x 2"	2.000	2.500	2.000	.065	***B32W-G250200P***	**77.60**	***B32W-R250200P***	**102.65**
3" x 2"	4.000	3.000	2.000	.065	***B32W-G300200P***	**125.60**	***B32W-R300200P***	**141.90**
3" x 2½"	2.000	3.000	2.000	.065	***B32W-G300250P***	**136.30**	***B32W-R300250P***	**158.55**
4" x 2"	8.000	4.000	2.000	.083	***B32W-G400200P***	**260.75**	***B32W-R400200P***	**323.70**
4" x 3"	4.000	4.000	3.000	.083	***B32W-G400300P***	**149.90**	***B32W-R400300P***	**206.75**

Weld Crosses

Polished Weld Crosses - *B9WWWW*



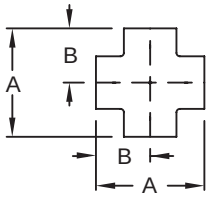

Tube OD	Dimensions A	B	Nominal Wall	polished ID/OD *304 Stainless Steel* Part #	Price/E	polished ID/OD *316L Stainless Steel* Part #	Price/E
1½"	3.312	1.656	.065	***B9WWWW-G150P***	**$241.85**	***B9WWWW-R150P***	**$443.30**
2"	4.125	2.062	.065	***B9WWWW-G200P***	**301.60**	***B9WWWW-R200P***	**505.20**
3"	5.187	2.593	.065	***B9WWWW-G300P***	**435.25**	***B9WWWW-R300P***	**819.60**
4"	6.875	3.437	.083	***B9WWWW-G400P***	**671.65**	***B9WWWW-R400P***	**1047.75**

Miscellaneous Weld Configurations

3A Polished Weld Laterals - *B28WA*



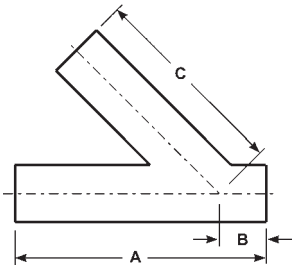

Tube OD	Dimensions A	B	C	Nominal Wall	polished ID/OD *316L Stainless Steel* Part #	Price/E
1"	6.000	1.000	5.000	.065	***B28WA-R100P***	**$518.95**
1½"	7.375	1.188	6.188	.065	***B28WA-R150P***	**518.95**
2"	8.750	1.625	7.125	.065	***B28WA-R200P***	**582.95**
2½"	10.000	1.500	8.500	.065	***B28WA-R250P***	**703.75**
3"	10.750	1.875	8.875	.065	***B28WA-R300P***	**935.50**
4"	12.812	2.015	10.750	.083	***B28WA-R400P***	**1734.50**

3A Polished Weld True Y - *B28W*



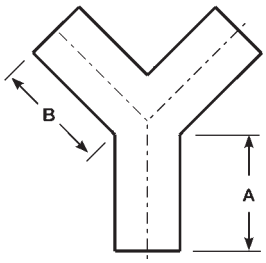

Tube OD	Dimensions A	B	Nominal Wall	polished ID/OD *316L Stainless Steel* Part #	Price/E
1"	2.000	2.438	.065	***B28W-R100P***	**$470.45**
1½"	2.000	2.438	.065	***B28W-R150P***	**517.25**
2"	2.625	3.250	.065	***B28W-R200P***	**523.50**
2½"	3.370	4.125	.065	***B28W-R250P***	**726.30**
3"	4.000	4.875	.065	***B28W-R300P***	**785.30**
4"	5.375	5.375	.083	***B28W-R400P***	**1212.65**

3A 180° Polished Weld Return Bends - *B2WUL*



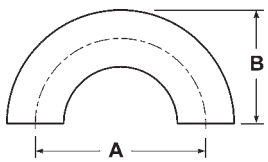

- bends are standard 1.5 x tube diameter

Tube OD	Dimensions A	B	polished ID/OD *316L Stainless Steel* Part #	Price/E
1"	3.000	2.000	***B2WUL-R100P***	**$216.15**
1½"	4.500	3.000	***B2WUL-R150P***	**352.60**
2"	6.000	4.000	***B2WUL-R200P***	**454.15**
2½"	7.500	5.000	***B2WUL-R250P***	**515.75**
3"	9.000	6.000	***B2WUL-R300P***	**749.50**
4"	12.000	8.000	***B2WUL-R400P***	**1019.00**

Unpolished Elbows

90° Unpolished Weld Elbow with Tangent - *B2S*

Tube OD	Dimension A	Nominal Wall	unpolished *304 Stainless Steel* Part #	unpolished *304 Stainless Steel* Price/E	unpolished *316L Stainless Steel* Part #	unpolished *316L Stainless Steel* Price/E
¾"	3.000	.065	---	---	***B2S-R75U***	**$75.70**
1"	2.062	.065	***B2S-G100U***	**23.30**	***B2S-R100U***	**30.65**
1½"	2.937	.065	***B2S-G150U***	**26.75**	***B2S-R150U***	**35.10**
2"	4.062	.065	***B2S-G200U***	**32.25**	***B2S-R200U***	**47.30**
2½"	5.187	.065	***B2S-G250U***	**46.65**	***B2S-R250U***	**74.30**
3"	6.312	.065	***B2S-G300U***	**73.20**	***B2S-R300U***	**109.40**
4"	8.312	.083	***B2S-G400U***	**130.40**	***B2S-R400U***	**209.10**

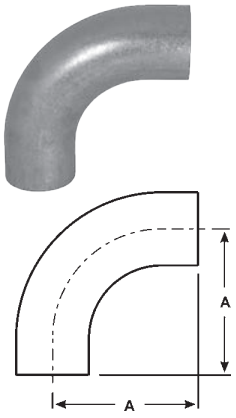

90° Unpolished Weld Elbows - *B2WCL*

Tube OD	Dimension A	Nominal Wall	unpolished *304 Stainless Steel* Part #	unpolished *304 Stainless Steel* Price/E	unpolished *316L Stainless Steel* Part #	unpolished *316L Stainless Steel* Price/E
½"	1.125	.065	---	---	***B2WCL-R50U***	**$27.50**
¾"	1.125	.065	---	---	***B2WCL-R75U***	**29.45**
1"	1.500	.065	***B2WCL-G100U***	**$15.20**	***B2WCL-R100U***	**19.90**
1½"	2.250	.065	***B2WCL-G150U***	**16.25**	***B2WCL-R150U***	**20.45**
2"	3.000	.065	***B2WCL-G200U***	**22.55**	***B2WCL-R200U***	**29.60**
2½"	3.750	.065	***B2WCL-G250U***	**36.50**	***B2WCL-R250U***	**47.05**
3"	4.500	.065	***B2WCL-G300U***	**52.70**	***B2WCL-R300U***	**68.70**
4"	6.000	.083	***B2WCL-G400U***	**104.90**	***B2WCL-R400U***	**133.55**
6"	9.000	.109	***B2WCL-G600U***	**409.35**	***B2WCL-R600U***	**599.75**
8"	12.000	.120	***B2WCL-G800U***	**698.00**	***B2WCL-R800U***	**897.85**

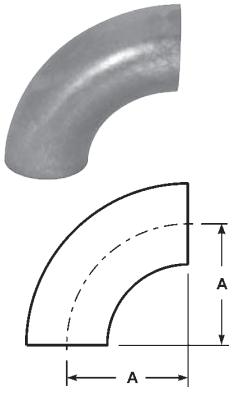

45° Unpolished Weld Elbow with Tangent - *B2KS*

Tube OD	Dimension A	Nominal Wall	unpolished *304 Stainless Steel* Part #	unpolished *304 Stainless Steel* Price/E	unpolished *316L Stainless Steel* Part #	unpolished *316L Stainless Steel* Price/E
¾"	1.125	.065	---	---	***B2KS-R75U***	**$118.25**
1"	1.188	.065	***B2KS-G100U***	**$21.25**	***B2KS-R100U***	**25.90**
1½"	1.625	.065	***B2KS-G150U***	**22.65**	***B2KS-R150U***	**30.45**
2"	2.312	.065	***B2KS-G200U***	**29.75**	***B2KS-R200U***	**38.70**
2½"	3.000	.065	***B2KS-G250U***	**40.55**	***B2KS-R250U***	**60.00**
3"	3.688	.065	***B2KS-G300U***	**56.75**	***B2KS-R300U***	**80.15**
4"	4.812	.083	***B2KS-G400U***	**104.45**	***B2KS-R400U***	**140.40**

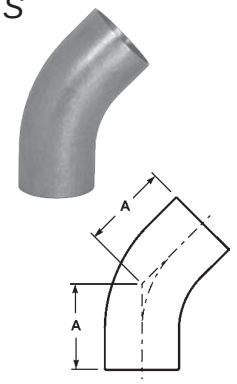

45° Unpolished Weld Elbows - *B2WK*

Tube OD	Dimensions A	Dimensions R	Nom. Wall	unpolished *304 Stainless Steel* Part #	unpolished *304 Stainless Steel* Price/E	unpolished *316L Stainless Steel* Part #	unpolished *316L Stainless Steel* Price/E
¾"	.466	1.125	.065	---	---	***B2WK-R75U***	**$54.60**
1"	.625	1.500	.065	***B2WK-G100U***	**$18.90**	***B2WK-R100U***	**20.85**
1½"	.937	2.250	.065	***B2WK-G150U***	**15.45**	***B2WK-R150U***	**20.15**
2"	1.250	3.000	.065	***B2WK-G200U***	**19.90**	***B2WK-R200U***	**24.15**
2½"	1.562	3.750	.065	***B2WK-G250U***	**28.40**	***B2WK-R250U***	**38.30**
3"	1.875	4.500	.065	***B2WK-G300U***	**36.45**	***B2WK-R300U***	**52.75**
4"	2.500	6.000	.083	***B2WK-G400U***	**80.00**	***B2WK-R400U***	**102.55**
6"	3.750	9.000	.109	***B2WK-G600U***	**337.15**	***B2WK-R600U***	**467.30**
8"	5.000	12.000	.120	***B2WK-G800U***	**493.70**	***B2WK-R800U***	**633.85**

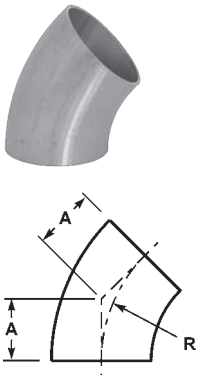

Unpolished Weld End Caps - *B16W*





Tube OD	Dimension A	unpolished *304 Stainless Steel* Part #	Price/E
1"	.375	***B16W-G100***	**$10.85**
1½"	.562	***B16W-G150***	**13.00**
2"	.750	***B16W-G200***	**22.05**
2½"	1.000	***B16W-G250***	**27.75**
3"	1.250	***B16W-G300***	**35.90**
4"	1.500	***B16W-G400***	**63.60**

Unpolished Adapters

Male NPT x Weld Adapters - *B19WB*



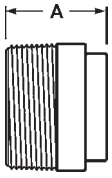

Tube OD	Dimension A	*304 Stainless Steel* Part #	Price/E
1"	1.750	***B19WB-G100***	**$18.10**
1½"	1.750	***B19WB-G150***	**25.35**
2"	1.812	***B19WB-G200***	**36.95**
2½"	2.312	***B19WB-G250***	**63.40**
3"	2.500	***B19WB-G300***	**85.95**
4"	2.562	***B19WB-G400***	**164.60**

Female NPT x Weld Adapters - *B22WB*



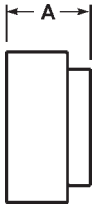

Tube OD	Dimension A	*304 Stainless Steel* Part #	Price/E
1"	1.750	***B22WB-G100***	**$140.55**
1½"	1.750	***B22WB-G150***	**164.45**
2"	1.812	***B22WB-G200***	**211.65**
2½"	2.312	***B22WB-G250***	**329.35**
3"	2.500	***B22WB-G300***	**391.95**
4"	2.562	***B22WB-G400***	**494.00**

Unpolished Tees

Unpolished Weld Short Tees - *B7WWW*



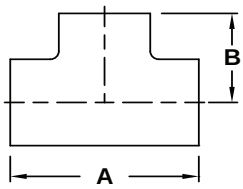

Tube OD	Dimensions A	Dimensions B	Nom. Wall	unpolished *304 Stainless Steel* Part #	unpolished *304 Stainless Steel* Price/E	unpolished *316L Stainless Steel* Part #	unpolished *316L Stainless Steel* Price/E
1"	2.250	1.125	.065	***B7WWW-G100U***	**$22.10**	***B7WWW-R100U***	**$32.85**
1½"	3.312	1.656	.065	***B7WWW-G150U***	**23.65**	***B7WWW-R150U***	**43.25**
2"	4.124	2.062	.065	***B7WWW-G200U***	**30.10**	***B7WWW-R200U***	**53.25**
2½"	4.688	2.344	.065	***B7WWW-G250U***	**45.95**	***B7WWW-R250U***	**87.50**
3"	5.188	2.594	.065	***B7WWW-G300U***	**62.15**	***B7WWW-R300U***	**90.15**
4"	6.876	3.438	.083	***B7WWW-G400U***	**128.80**	***B7WWW-R400U***	**167.30**

Unpolished Weld Long Tees - *B7W*



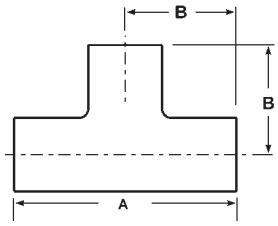

Tube OD	Dimensions A	Dimensions B	Nom. Wall	unpolished *304 Stainless Steel* Part #	unpolished *304 Stainless Steel* Price/E	unpolished *316L Stainless Steel* Part #	unpolished *316L Stainless Steel* Price/E
¾"	4.000	2.000	.065	**---**	**---**	***B7W-R75U***	**$103.80**
1"	3.750	1.875	.065	***B7W-G100U***	**$25.00**	***B7W-R100U***	**31.85**
1½"	4.500	2.250	.065	***B7W-G150U***	**27.65**	***B7W-R150U***	**40.55**
2"	6.000	3.000	.065	***B7W-G200U***	**33.95**	***B7W-R200U***	**49.05**
2½"	6.000	3.000	.065	***B7W-G250U***	**48.70**	***B7W-R250U***	**75.00**
3"	6.500	3.250	.065	***B7W-G300U***	**66.30**	***B7W-R300U***	**105.70**
4"	7.750	3.875	.083	***B7W-G400U***	**109.35**	***B7W-R400U***	**226.15**

Unpolished Weld Reducing Tees - *B7RWWW*



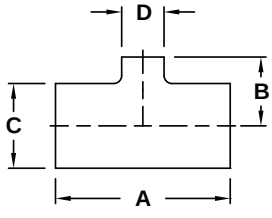

Tube OD	Dimensions A	Dimensions B	Dimensions C	Dimensions D	Nom. Wall	unpolished *304 Stainless Steel* Part #	unpolished *304 Stainless Steel* Price/E	unpolished *316L Stainless Steel* Part #	unpolished *316L Stainless Steel* Price/E
1½" x 1"	3.312	1.375	1.500	1.000	.065	***B7RWWW-G150100U***	**$35.35**	***B7RWWW-R150100U***	**$65.25**
2" x 1"	4.124	1.625	2.000	1.000	.065	***B7RWWW-G200100U***	**44.15**	***B7RWWW-R200100U***	**94.90**
2" x 1½"	4.124	1.906	2.000	1.500	.065	***B7RWWW-G200150U***	**44.15**	***B7RWWW-R200150U***	**94.90**
2½" x 1½"	4.688	2.156	2.500	1.500	.065	***B7RWWW-G250150U***	**69.05**	***B7RWWW-R250150U***	**78.00**
2½" x 2"	4.688	2.312	2.500	2.000	.065	***B7RWWW-G250200U***	**69.05**	***B7RWWW-R250200U***	**78.00**
3" x 1½"	5.188	2.594	3.000	1.500	.065	***B7RWWW-G300150U***	**100.75**	***B7RWWW-R300150U***	**156.45**
3" x 2"	5.188	2.594	3.000	2.000	.065	***B7RWWW-G300200U***	**100.75**	***B7RWWW-R300200U***	**156.45**
4" x 2"	6.876	3.062	4.000	2.000	.083	***B7RWWW-G400200U***	**112.10**	***B7RWWW-R400200U***	**162.05**
4" x 3"	6.876	3.094	4.000	3.000	.083	***B7RWWW-G400300U***	**112.10**	***B7RWWW-R400300U***	**162.05**

Unpolished Weld Reducers

Unpolished Weld Concentric Reducers - *B31W*

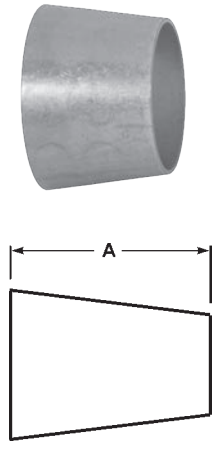

Tube OD	Dim. A	Nom. Wall	unpolished *304 Stainless Steel* Part #	Price/E	unpolished *316L Stainless Steel* Part #	Price/E
¾" x ½"	1.000	.065	---	---	***B31W-R7550U***	**$81.20**
1" x ¾"	1.000	.065	---	---	***B31W-R10075U***	**100.55**
1½" x ¾"	3.000	.065	---	---	***B31W-R15075U***	**177.15**
1½" x 1"	2.000	.065	***B31W-G150100U***	**$23.65**	***B31W-R150100U***	**29.90**
2" x 1"	4.000	.065	***B31W-G200100U***	**44.15**	***B31W-R200100U***	**67.30**
2" x 1½"	2.000	.065	***B31W-G200150U***	**26.65**	***B31W-R200150U***	**34.15**
2½" x 1½"	4.000	.065	***B31W-G250150U***	**55.15**	***B31W-R250150U***	**72.05**
2½" x 2"	2.000	.065	***B31W-G250200U***	**31.65**	***B31W-R250200U***	**37.95**
3" x 1½"	6.000	.065	***B31W-G300150U***	**91.70**	***B31W-R300150U***	**144.45**
3" x 2"	4.000	.065	***B31W-G300200U***	**53.70**	***B31W-R300200U***	**67.45**
3" x 2½"	2.000	.065	***B31W-G300250U***	**41.80**	***B31W-R300250U***	**52.20**
4" x 2"	8.000	.083	***B31W-G400200U***	**132.30**	***B31W-R400200U***	**151.15**
4" x 2½"	6.000	.083	***B31W-G400250U***	**126.80**	***B31W-R400250U***	**154.00**
4" x 3"	4.000	.083	***B31W-G400300U***	**54.20**	***B31W-R400300U***	**72.95**
6" x 4"	5.500	.109	***B31W-G600400U***	**383.70**	***B31W-R600400U***	**512.15**

Unpolished Weld Eccentric Reducers - *B32W*



Tube OD	Dim. A	Nom. Wall	unpolished *304 Stainless Steel* Part #	Price/E	unpolished *316L Stainless Steel* Part #	Price/E
1" x ½"	2.000	.065	---	---	***B32W-R10050U***	**$105.60**
2" x 1"	4.000	.065	***B32W-G200100U***	**$65.30**	***B32W-R200100U***	**138.20**
2" x 1½"	2.000	.065	***B32W-G200150U***	**37.05**	***B32W-R200150U***	**39.85**
2½" x 2"	2.000	.065	***B32W-G250200U***	**49.05**	***B32W-R250200U***	**51.10**
3" x 2"	4.000	.065	***B32W-G300200U***	**73.40**	***B32W-R300200U***	**102.40**
3" x 2½"	2.000	.065	***B32W-G300250U***	**95.75**	***B32W-R300250U***	**115.50**
4" x 2"	8.000	.083	***B32W-G400200U***	**197.75**	***B32W-R400200U***	**270.10**
4" x 3"	4.000	.083	***B32W-G400300U***	**84.60**	***B32W-R400300U***	**128.85**

Unpolished Miscellaneous Configurations

Unpolished Weld Y - *B28W*

Tube OD	Dimensions A	Dimensions B	Nominal Wall	unpolished *316L Stainless Steel* Part #	Price/E
1"	2.000	2.438	.065	***B28W-R100U***	**$307.85**
1½"	2.000	2.438	.065	***B28W-R150U***	**394.00**
2"	2.625	3.250	.065	***B28W-R200U***	**435.80**
2½"	3.370	4.125	.065	***B28W-R250U***	**589.75**
3"	4.000	4.875	.065	***B28W-R300U***	**820.35**
4"	5.375	5.375	.083	***B28W-R400U***	**906.75**



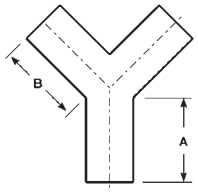

Unpolished Weld Laterals - *B28WA*

Tube OD	Dimensions A	Dimensions B	Dimensions C	Nominal Wall	unpolished *316L Stainless Steel* Part #	Price/E
1"	6.000	1.000	5.000	.065	***B28WA-R100U***	**$460.55**
1½"	7.375	1.188	6.188	.065	***B28WA-R150U***	**483.60**
2"	8.750	1.625	7.125	.065	***B28WA-R200U***	**509.50**
2½"	10.000	1.500	8.500	.065	***B28WA-R250U***	**571.30**
3"	10.750	1.875	8.875	.065	***B28WA-R300U***	**701.75**
4"	12.812	2.015	10.750	.083	***B28WA-R400U***	**775.60**



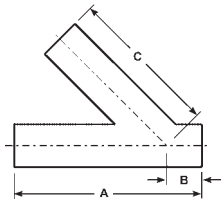

Unpolished 180° Return Bends - *B2WUL*

- bends are 1.5 x tube diameter

Tube OD	Dimensions A	Dimensions B	Nominal Wall	unpolished *316L Stainless Steel* Part #	Price/E
1"	3.000	2.000	.065	***B2WUL-R100U***	**$176.35**
1½"	4.500	3.000	.065	***B2WUL-R150U***	**199.35**
2"	6.000	4.000	.065	***B2WUL-R200U***	**282.60**
2½"	7.500	5.000	.065	***B2WUL-R250U***	**406.00**
3"	9.000	6.000	.065	***B2WUL-R300U***	**512.85**
4"	12.000	8.000	.083	***B2WUL-R400U***	**568.00**



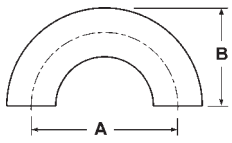

Unpolished Stub Ends - *14VB*

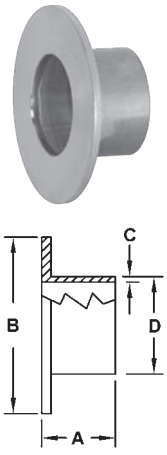

Tube OD	Dimensions				*316L Stainless Steel*	
	A	B	C	D	Part #	Price/E
1"	1.625	2.000	.065	1.000	***14VB-R100***	**$65.95**
1½"	1.750	2.875	.065	1.500	***14VB-R150***	**74.90**
2"	1.500	3.625	.065	2.000	***14VB-R200***	**112.35**
2½"	2.000	4.125	.065	2.500	***14VB-R250***	**149.75**
3"	2.250	5.000	.065	3.000	***14VB-R300***	**187.20**
4"	2.625	6.187	.084	4.000	***14VB-R400***	**299.45**

Flanges

Unpolished Slip-On Flanges - *B38SL*



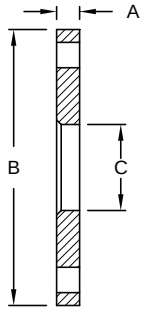

Tube OD	Dimensions			No. & Dia. Bolt Holes	Bolt Circle	*304 Stainless Steel*		*316L Stainless Steel*	
	A	B	C			Part #	Price/E	Part #	Price/E
1"	.375	4.250	1.063	4/.625	3.125	***B38SL-G100***	**$93.70**	***B38SL-R100***	**$136.60**
1½"	.375	5.000	1.563	4/.625	3.875	***B38SL-G150***	**122.60**	***B38SL-R150***	**167.00**
2"	.437	6.000	2.063	4/.750	4.750	***B38SL-G200***	**151.35**	***B38SL-R200***	**280.70**
3"	.500	7.500	3.063	4/.750	6.000	***B38SL-G300***	**273.95**	***B38SL-R300***	**508.30**
4"	.562	9.000	4.063	8/.750	7.500	***B38SL-G400***	**396.45**	***B38SL-R400***	**720.70**
6"	.562	11.000	6.063	8/.875	9.500	***B38SL-G600***	**576.55**	***B38SL-R600***	**948.35**
8"	.687	13.500	8.063	8/.875	11.750	***B38SL-G800***	**1153.15**	***B38SL-R800***	**1669.00**

Tube Hangers

Hex Tube Hanger with Sleeve - *B24PS*

- supplied with an ABS plastic sleeve to contain the tube
- The ABS plastic sleeve is rated for operating temperatures up to **230°F**.



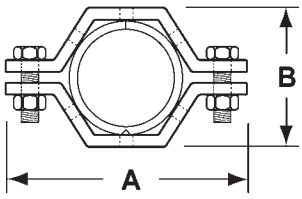

Tube OD	Dimensions A	Dimensions B	*304 Stainless Steel* Part #	Price/E
½"	2.800	1.150	***B24PS-G50***	**$9.00**
¾"	2.800	1.150	***B24PS-G75***	**9.00**
1"	3.425	1.450	***B24PS-G100***	**12.70**
1½"	4.000	2.125	***B24PS-G150***	**13.90**
2"	4.500	2.500	***B24PS-G200***	**16.65**
2½"	4.950	3.125	***B24PS-G250***	**19.45**
3"	5.500	3.750	***B24PS-G300***	**21.85**
4"	6.950	4.750	***B24PS-G400***	**28.80**
5"	8.063	5.625	***B24PS-G500***	**82.55**
6"	9.250	6.625	***B24PS-G600***	**71.80**
8"	11.500	8.625	***B24PS-G800***	**109.70**

Sleeves - *13PS*

- maximum temperature: **230°F**
- high temperature sleeves are available



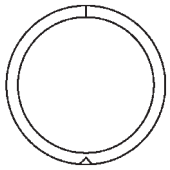

Size	*ABS* Part #	Price/E	Size	*ABS* Part #	Price/E
½"	***13PS-50***	**$6.55**	3"	***13PS-300***	**$8.10**
¾"	***13PS-75***	**6.55**	4"	***13PS-400***	**10.10**
1"	***13PS-100***	**5.25**	5"	***13PS-500***	**55.25**
1½"	***13PS-150***	**5.25**	6"	***13PS-600***	**16.20**
2"	***13PS-200***	**5.25**	8"	***13PS-800***	**31.60**
2½"	***13PS-250***	**7.65**			

Hex Tube Hanger with Grommets - *B24RG*

- supplied with three nitrile grommets to contain the tube
- replacement grommets are available
- The nitrile grommets have a maximum operating temperature of **230°F**.



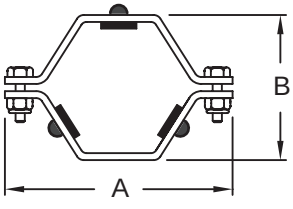

Tube OD	Dimensions A	Dimensions B	*304 Stainless Steel* Part #	Price/E
½" - ¾"	3.425	1.450	***B24RG-G75***	**$11.35**
1"	3.425	1.450	***B24RG-G100***	**12.50**
1½"	4.000	2.125	***B24RG-G150***	**13.45**
2"	4.500	2.500	***B24RG-G200***	**16.25**
2½"	4.950	3.125	***B24RG-G250***	**18.50**
3"	5.500	3.750	***B24RG-G300***	**20.90**
4"	6.950	4.750	***B24RG-G400***	**27.25**
6"	9.250	6.625	***B24RG-G600***	**45.15**
8"	11.500	8.625	***B24RG-G800***	**96.55**

Tube Hangers

Round Tube Hangers - *B24RPH*



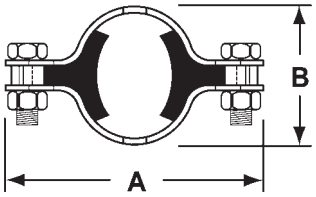

- supplied with shaped inserts that conform to the tube, cutting down on movement and vibration
- The nitrile inserts have a maximum operating temperature of **230°F**.

Tube OD	Dimensions		*304 Stainless Steel* with nitrile insert	
	A	B	Part #	Price/E
½"	2.75	1.125	***B24RPH-G50***	**$12.75**
¾"	2.75	1.125	***B24RPH-G75***	**12.75**
1"	3.31	1.500	***B24RPH-G100***	**20.30**
1½"	3.81	2.000	***B24RPH-G150***	**21.65**
2"	4.25	2.562	***B24RPH-G200***	**25.00**
2½"	5.00	3.000	***B24RPH-G250***	**27.80**
3"	5.50	3.562	***B24RPH-G300***	**31.25**
4"	6.50	4.688	***B24RPH-G400***	**39.45**

Nuts and Bolts - *13NHN*

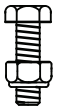

- All size hex hangers with grommets and round hangers 1" to 4" use 13NHN-G100-600 fastener sets
- ½" and ¾" round and sleeved hangers use 13NHN-G75 fastener sets
- 2 nuts and bolts supplied to a set

Size	Description	*304 Stainless Steel* Part #	Price/E
½" - ¾"	1/4-20 x 3/4" bolt with nylock nut	***13NHN-G75***	**$2.75**
1" - 12"	5/16-18 x 1" bolt with nylock nut	***13NHN-G100-600***	**9.90**

Wall Flanges - *B25*



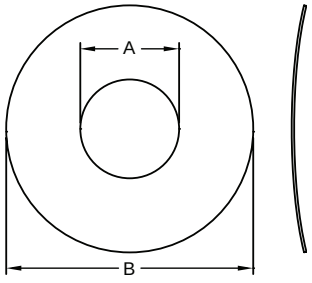

Tube OD	Dimensions		Wall Thickness	*304 Stainless Steel*	
	A	B		Part #	Price/E
½"	.5202	3.0	.065	***B25-G050300***	**$29.30**
½"	.5202	5.0	.065	***B25-G050500***	**30.25**
¾"	.7702	3.0	.065	***B25-G075300***	**26.40**
¾"	.7702	5.0	.065	***B25-G075500***	**31.80**
1"	1.0202	3.0	.065	***B25-G100300***	**23.95**
1"	1.0202	5.0	.065	***B25-G100500***	**27.20**
1½"	1.5202	5.0	.065	***B25-G150500***	**27.60**
2"	2.0202	5.0	.065	***B25-G200500***	**28.15**
2½"	2.5202	5.0	.065	***B25-G250500***	**28.70**
3"	3.0202	6.0	.065	***B25-G300600***	**29.10**
4"	4.0202	7.0	.065	***B25-G400700***	**35.65**
6"	6.0202	10.0	.065	***B25-G6001000***	**152.35**
8"	8.0202	12.0	.065	***B25-G8001200***	**200.50**
10"	10.0202	14.0	.065	***B25-G10001400***	**232.40**
12"	12.0202	16.0	.065	***B25-G12001600***	**254.55**

Spray Balls

Rotating Spray Balls

- 304 / 316L stainless steel
- stainless steel ball bearings eliminate rust
- ideal for cleaning all types of tanks and vessels
- cleaning solution lubricates unit
- mirror-like finish (ID/OD)
- spray pattern: 360°
- connections available: clamp and NPT

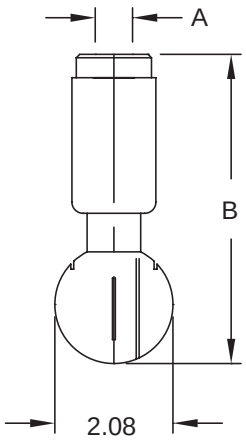



Size	Type	A	B	*304 Stainless Steel*		*316L Stainless Steel*	
				Part Number	Price	Part Number	Price
¾"	NPT	¾" NPT	5.46	***SRH360NPT-G075***	**$163.30**	**---**	**---**
1½"	NPT	1½" NPT	5.46	**---**	**---**	***SRH360NPT-R150***	**$224.60**
1½"	Clamp	1.984	5.46	***SRH360CMP-G150***	**201.45**	***SRH360CMP-R150***	**238.05**

Technical Data

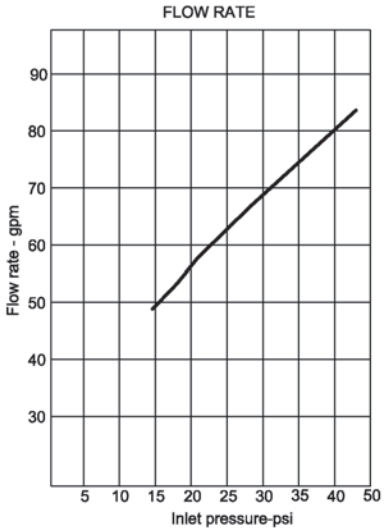

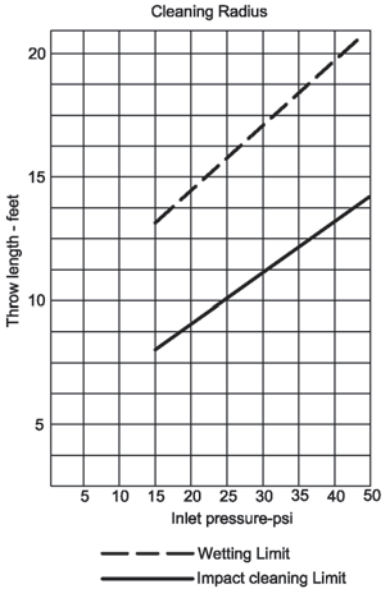

Spray Balls

Fixed Spray Balls



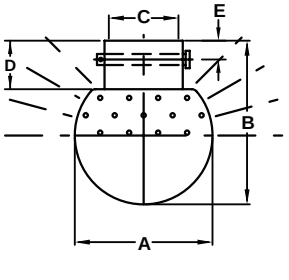

180° Top Pattern

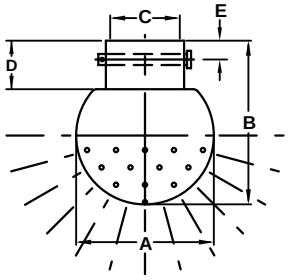

180° Bottom Pattern

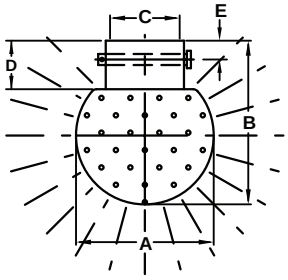

360° Pattern

- 316L stainless steel
- heavy stainless steel construction provides longer life
- various spray patterns available (blanks available as special order)
- stationary - designed to be mounted to a tube or pipe
- typical use is in food and beverage industries for cleaning storage tanks
- 2 mm spray holes

Size	Spray Pattern	Dimensions			Pin Size	D	E	*316L Stainless Steel*	
		A	B	C				Part #	Price/E
1"	360°	3.04	2.95	1.005	.226	.975	.445	***STC-360-R100***	**$118.60**
1½"	360°	3.54	2.95	1.505	.226	.975	.445	***STC-360-R150***	**175.50**
1"	180° bottom	3.54	2.95	1.005	.226	.975	.445	***STC-180B-R100***	**147.10**
1½"	180° bottom	3.54	2.95	1.505	.226	.975	.445	***STC-180B-R150***	**212.55**
1"	180° top	3.54	2.95	1.005	.226	.975	.445	***STC-180T-R100***	**140.60**
1½"	180° top	3.54	2.95	1.505	.226	.975	.445	***STC-180T-R150***	**206.75**

1" pin length = 1.47
1½" pin length = 1.95

Repair Kits

Repair kits contain:
(1) pin
(1) R clip

Size	Part Number	Price
1"	***STC-RK100***	**$19.70**
1½"	***STC-RK150***	**20.05**

Technical Data

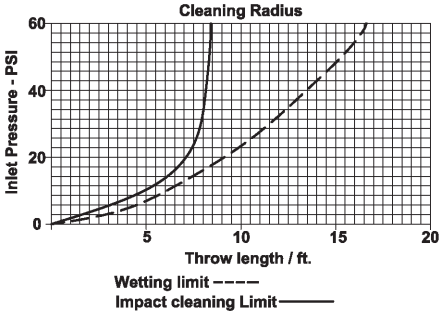

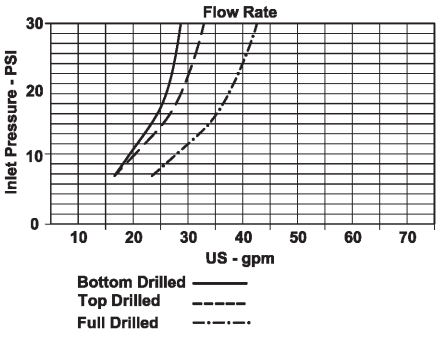

Bradford™ Filters / Strainers

3-A 10-4 1446

Product Specifications

Size range:
- 1" - 3" clamp

Type:
- Inline
  - > short
  - > long
- Side Entry
  - > long



Material:
- 316L stainless steel

Finish:
- 3A sanitary, ID and OD

What Are Filter / Strainers Used For?

Filter Definition
A filter uses a disposable media to remove finer particulate from the stream. Dixon Sanitary holds Authorization Number 1446 for the 3-A Sanitary Standard for Filters using Single Service Filter Media, Number: 10-4.

Strainer Definition
A strainer is a device used to separate solids from fluids. Here it is used for larger particulate matter from liquid or gas. It uses cleanable media.



Full Flow Filters -
Can be equipped with a variety of filtering media, down to 40 microns, media includes polyester, cotton cheesecloth and nylon mesh.



Full Flow Coarse Strainers -
1/4" or 1/8" perforations.



Full Flow Fine/Medium Strainers -
Can be equipped with a variety of mesh screens for removing finer particles (20 to 1130 mesh).

Bradford™ Filters / Strainers

In-line Filter / Strainer - *BSCCQ*

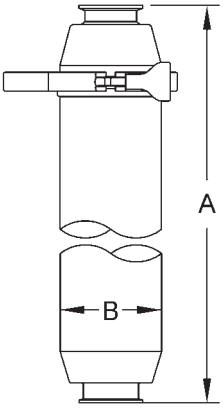



- In-line units ship standard with the following: spring, distributor cap, clamp gasket, 1/4" perforated back-up tube, inlet and outlet bodies and squeeze clamp
- 1/8" perforated back-up tube available, must specify when ordering
- Bevel seat, I-line and weld ends available, call Dixon Sanitary at 800.789.1718 for information

Size	A short	A long	B	*Short* Part #	Price/E	*Long* Part #	Price/E
1"	15.75	--	4.00	***BSCCQ1-R100***	**$1639.75**	**---**	**---**
1½"	15.75	35.375	4.00	***BSCCQ1-R150***	**1639.75**	***BSCCQ2-R150***	**$2899.70**
2"	15.75	35.375	4.00	***BSCCQ1-R200***	**1639.75**	***BSCCQ2-R200***	**2899.70**
2½"	15.75	--	4.50	***BSCCS1-R250***	**1935.50**	**---**	**---**
3"	15.75	35.375	4.50	***BSCCS1-R300***	**1935.50**	***BSCCS2-R300***	**3543.30**

Side-Entry Filter / Strainer - *BSCCQ*

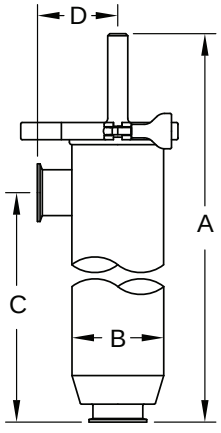



- Side entry units ship standard with the following: spring, end cap with handle, distributor cap, clamp gasket, 1/4" perforated back-up tube, body and squeeze clamp
- 1/8" perforated back-up tube available, must specify when ordering
- Bevel seat, I-line and weld ends available, call Dixon Sanitary at 800.789.1718 for information

Size	A	B	C	D	Part #	Price/E
1½"	41.9	4	35	3½	***BSCCQ3-R150***	**$3617.05**
2"	41.9	4	35	3½	***BSCCQ3-R200***	**3617.05**
3"	41.9	4½	35	3¾	***BSCCQ3-R300***	**4454.65**

Dimensions are approximate. Engineering dimensions are available upon request.
Specifications are subject to change without notice.

2-Way 3 Piece Encapsulated Ball Valves

- ½" - 2" rated at **1,000 PSI** WOG; 2½" - 4" rated at 800 PSI WOG
- balanced encapsulated construction minimizes cold flow
- live loaded stem packing
- precision stainless steel balls reduce torque and friction losses while extending seat life
- operating parts are stainless steel type CF8M (316) conforming to ASTM A351, (MTRs available upon request)
- integral ISO 5211 mounting pad
- ID polish is Ra 32 minimum
- lockable handle can prevent accidental actuation
- standard internal entry blow out proof stem design
- full port design matches ball and seat ports to tube ID for lower pressure drop and less turbulent flow
- compact design for areas with tight space restrictions
- fully encapsulated construction produces bubble tight seal
- identification tagging available
- virgin PTFE seats

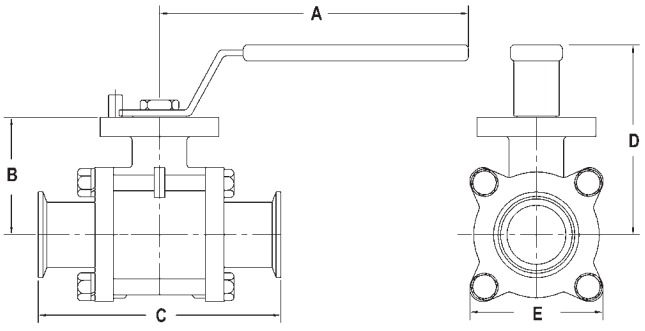



Size	Dimensions					*316 Stainless Steel*	
	A	B	C	D	E	Part #	Price/E
½"	4.7	1.5	4.3	3	1.9	***BV2CV-050CC-A***	**$164.90**
¾"	4.7	1.8	4.7	3.3	2.2	***BV2CV-075CC-A***	**199.15**
1"	5.2	2.1	4.9	3.6	2.4	***BV2CV-100CC-A***	**274.80**
1½"	7.2	2.7	5.6	4.4	3.1	***BV2CV-150CC-A***	**463.55**
2"	7.2	3.1	6.4	4.8	3.7	***BV2CV-200CC-A***	**670.60**
2½"	14.6	3.8	7.8	5.2	4.8	***BV2CV-250CC-A***	**1285.20**
3"	14.6	4.2	9	5.7	5.4	***BV2CV-300CC-A***	**1696.50**
4"	14.6	5.3	9.5	6.8	8.8	***BV2CV-400CC-A***	**2914.80**

Dixon Sanitary's commitment to excellence and continuous research and development for improving product quality may warrant periodic changes in design and specification. We reserve the right to modify product design without prior notification and without incurring any liability to provide these modifications to products previously purchased.

Literature download for Valve Seat Options
Scan me with your Smart Phone to go to Dixon Sanitary's literature download page.

No reader?
Download a free QR-Code 2D barcode reader.
http://www.mobile-barcodes.com/qr-code-software/

For valve seat options, visit www.bradfordfittings.com and download the valve seat options literature.

Non-Encapsulated 2-way 3 Piece Stainless Steel Ball Valves

New for 2012

- blow-out proof stem
- live-loaded stem packing
- 15% glass reinforced PTFE seats
- CF8M stainless body, ends and ball
- ID polish is R_a 32
- lock-out, tag out
- rated to ½" - 2" **1,000 PSI** WOG
  2½" - 4" **800 PSI** WOG



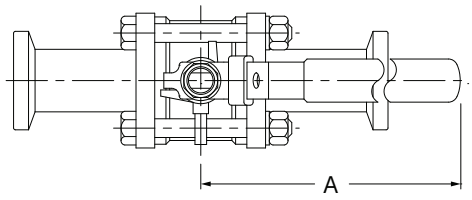

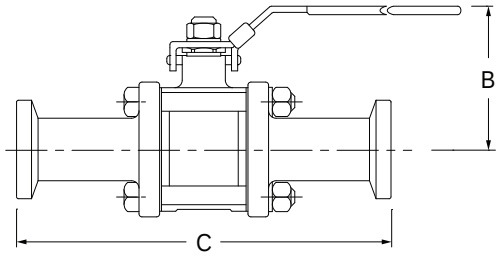

Size	Dimensions A	B	C	Break Torque (in-lbs.)	Weight (lbs.)	*304 Stainless Steel* Part #	Price/E
½"	4.1	2.3	4.6	55	1.4	***BV2GG-050CC-A***	**$151.50**
¾"	4.1	2.5	4.7	71	1.8	***BV2GG-075CC-A***	**165.35**
1"	5.0	2.8	4.9	101	2.6	***BV2GG-100CC-A***	**243.80**
1½"	6.1	3.5	5.6	221	4.6	***BV2GG-150CC-A***	**413.20**
2"	7.6	3.9	6.4	345	8.5	***BV2GG-200CC-A***	**622.65**
2½"	7.6	4.4	7.8	883	17.8	***BV2GG-250CC-A***	**1097.70**
3"	10.9	4.9	9.0	830	28.2	***BV2GG-300CC-A***	**1672.10**
4"	13.2	6.6	9.6	1323	41.4	***BV2GG-400CC-A***	**3228.30**

Dimensions are approximate. Engineering dimensions are available upon request.
Specifications are subject to change without notice.

Literature download for Valve Seat Options
Scan me with your Smart Phone to go to Dixon Sanitary's literature download page.

No reader?
Download a free QR-Code 2D barcode reader.
http://www.mobile-barcodes.com/qr-code-software/

For valve seat options, visit www.bradfordfittings.com and download the valve seat options literature.

Butterfly Valves

In addition to a variety of end and seat configurations this butterfly valve also has four handle options.

A. The *pull style handle* allows you to set the valve in four different positions simply by pulling and turning.
B. The *infinite handle* has incremental marks on the top which can be used when needing a throttling valve.
C. The stainless steel *trigger handle* offers twelve positions which make it easy to understand how to actuate the valve.
D. The push style handle allows you to set the valve in four different positions simply by pushing down and turning.

- 100% tested / 100% inspected
- 100% pressure hydraulic tested for reliability
- wetted surfaces polished to 3-A standards
- various end configurations available: weld, I-line, Q-line, bevel seat and John Perry
- actuation available: double-acting, air-to-spring, electric
- vacuum rating: 14.2 PSI at 68°F
- temperature range: **15°F** to **200°F**
- clamp style is standard

Butterfly Valve with Pull Handle - [A]

Size	*316 Stainless Steel with silicone seal*		*316 Stainless Steel with Viton® seal*		*316 Stainless Steel with EPDM seal*	
	Part #	Price/E	Part #	Price/E	Part #	Price/E
½"	***B5101S050CC-A***	**$325.05**	***B5101V050CC-A***	**$351.60**	***B5101E050CC-A***	**$319.10**
¾"	***B5101S075CC-A***	**325.05**	***B5101V075CC-A***	**351.60**	***B5101E075CC-A***	**319.10**
1"	***B5101S100CC-A***	**305.85**	***B5101V100CC-A***	**333.20**	***B5101E100CC-A***	**299.90**
1½"	***B5101S150CC-A***	**297.50**	***B5101V150CC-A***	**340.10**	***B5101E150CC-A***	**289.95**
2"	***B5101S200CC-A***	**360.30**	***B5101V200CC-A***	**421.15**	***B5101E200CC-A***	**349.95**
2½"	***B5101S250CC-A***	**450.20**	***B5101V250CC-A***	**576.45**	***B5101E250CC-A***	**427.25**
3"	***B5101S300CC-A***	**601.45**	***B5101V300CC-A***	**799.45**	***B5101E300CC-A***	**583.45**
4"	***B5101S400CC-A***	**926.65**	***B5101V400CC-A***	**1324.05**	***B5101E400CC-A***	**897.65**
6"	***B5101S600CC-A***	**2095.70**	**---**	**---**	***B5101E600CC-A***	**2073.45**
8"	**---**	**---**	**---**	**---**	***B5101E800CC-A***	**6008.15**



- valves can be automated, call the factory at 800.789.1718 for details

Size	Dimensions							Break Torque (inch lbs.)	**PSI** @ 68°F
	A	B	C	D	E	F	G		
½"	4.4	2.8	1.4	0.9	3.5	.37	3.1	75	**140**
¾"	4.4	2.8	1.4	0.9	3.5	.62	3.1	75	**140**
1"	4.4	2.8	1.4	0.9	3.5	0.9	3.1	75	**140**
1½"	4.4	2.8	1.4	0.9	3.5	1.4	3.1	130	**140**
2"	4.4	3.1	1.4	0.9	3.8	1.9	3.9	165	**140**
2½"	4.4	3.5	1.4	0.9	3.8	2.4	4.6	210	**110**
3"	6.2	3.8	1.3	1.2	4.1	2.9	5.2	350	**110**
4"	6.2	4.5	1.3	1.2	4.8	3.8	6.7	540	**85**
6"	11.5	5.5	1.3	1.2	5.5	5.8	8.5	1550	**60**
8"	18.0	6.9	1.6	1.2	4.9	7.8	11.2	1650	**60**

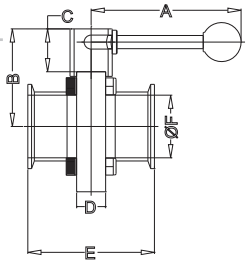

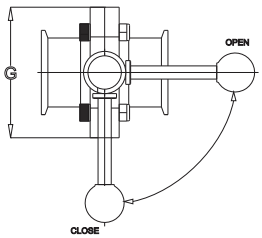

Butterfly Valves with Infinite Position Handle - [B]

Size	*316 Stainless Steel with silicone seal*		*316 Stainless Steel with Viton® seal*		*316 Stainless Steel with EPDM seal*	
	Part #	Price/E	Part #	Price/E	Part #	Price/E
½"	***B5101S050CC-B***	**$325.05**	***B5101V050CC-B***	**$351.60**	***B5101E050CC-B***	**$319.10**
¾"	***B5101S075CC-B***	**325.05**	***B5101V075CC-B***	**351.60**	***B5101E075CC-B***	**319.10**
1"	***B5101S100CC-B***	**305.85**	***B5101V100CC-B***	**333.20**	***B5101E100CC-B***	**299.90**
1½"	***B5101S150CC-B***	**297.50**	***B5101V150CC-B***	**340.10**	***B5101E150CC-B***	**289.95**
2"	***B5101S200CC-B***	**360.30**	***B5101V200CC-B***	**421.15**	***B5101E200CC-B***	**349.95**
2½"	***B5101S250CC-B***	**450.20**	***B5101V250CC-B***	**576.45**	***B5101E250CC-B***	**427.25**
3"	***B5101S300CC-B***	**601.45**	***B5101V300CC-B***	**799.45**	***B5101E300CC-B***	**583.45**
4"	***B5101S400CC-B***	**926.65**	***B5101V400CC-B***	**1324.05**	***B5101E400CC-B***	**897.65**



- valves can be automated, call the factory at 800.789.1718 for details

Size	Dimensions							BreakTorque (inch lbs.)	**PSI** @ 68°F
	A	B	C	D	E	F	G		
½"	4.3	2.6	1.3	0.9	3.5	.37	3.1	75	**140**
¾"	4.3	2.6	1.3	0.9	3.5	.62	3.1	75	**140**
1"	4.3	2.6	1.3	0.9	3.5	0.9	3.1	75	**140**
1½"	4.3	2.6	1.3	0.9	3.5	1.4	3.1	130	**140**
2"	4.3	2.9	1.3	0.9	3.8	1.9	3.9	165	**140**
2½"	4.3	3.3	1.3	0.9	3.8	2.4	4.6	210	**110**
3"	6.4	3.6	1.3	1.2	4.1	2.9	5.2	350	**110**
4"	6.4	4.4	1.3	1.2	4.8	3.8	6.7	540	**85**

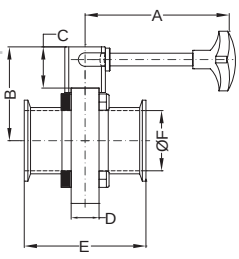

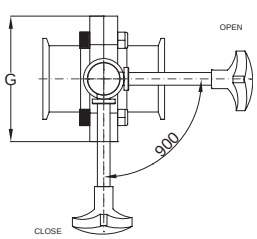

Butterfly Valves

Butterfly Valve with Trigger Handle - [C]



Size	*316 Stainless Steel with silicone seal*		*316 Stainless Steel with Viton® seal*		*316 Stainless Steel with EPDM seal*	
	Part #	Price/E	Part #	Price/E	Part #	Price/E
½"	***B5101S050CC-C***	**$325.05**	***B5101V050CC-C***	**$351.60**	***B5101E050CC-C***	**$319.10**
¾"	***B5101S075CC-C***	**325.05**	***B5101V075CC-C***	**351.60**	***B5101E075CC-C***	**319.10**
1"	***B5101S100CC-C***	**305.85**	***B5101V100CC-C***	**333.20**	***B5101E100CC-C***	**299.90**
1½"	***B5101S150CC-C***	**297.50**	***B5101V150CC-C***	**340.10**	***B5101E150CC-C***	**329.60**
2"	***B5101S200CC-C***	**360.30**	***B5101V200CC-C***	**421.15**	***B5101E200CC-C***	**349.95**
2½"	***B5101S250CC-C***	**450.20**	***B5101V250CC-C***	**576.45**	***B5101E250CC-C***	**427.25**
3"	***B5101S300CC-C***	**601.45**	***B5101V300CC-C***	**799.45**	***B5101E300CC-C***	**583.45**
4"	***B5101S400CC-C***	**926.65**	***B5101V400CC-C***	**1324.05**	***B5101E400CC-C***	**897.65**

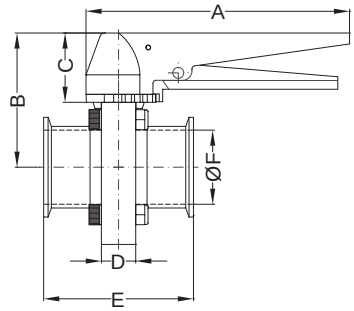

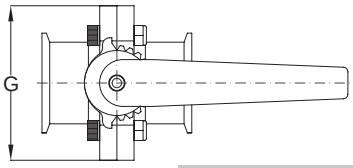

- valves can be automated, call the factory at 800.789.1718 for details
- lock-out, tag-out ready, .271 diameter hole

Size	Dimensions							BreakTorque (inch lbs.)	**PSI** @ 68°F
	A	B	C	D	E	F	G		
½"	6.6	3	1.7	0.9	3.5	.37	3.1	75	**140**
¾"	6.6	3	1.7	0.9	3.5	.62	3.1	75	**140**
1"	6.6	3	1.7	0.9	3.5	0.9	3.1	75	**140**
1½"	6.6	3	1.7	0.9	3.5	1.4	3.1	130	**140**
2"	6.6	3.5	1.7	0.9	3.8	1.9	3.9	165	**140**
2½"	6.6	3.7	1.7	0.9	3.8	2.4	4.6	210	**110**
3"	6.6	3.9	1.7	1.2	4.1	2.9	5.2	350	**110**
4"	6.6	4.8	1.7	1.2	4.8	3.8	6.7	540	**85**

Butterfly Valve with Push Handle - [D]



Size	*316 Stainless Steel with silicone seal*		*316 Stainless Steel with Viton® seal*		*316 Stainless Steel with EPDM seal*	
	Part #	Price/E	Part #	Price/E	Part #	Price/E
½"	***B5101S050CC-D***	**$325.05**	***B5101V050CC-D***	**$351.60**	***B5101E050CC-D***	**$319.10**
¾"	***B5101S075CC-D***	**325.05**	***B5101V075CC-D***	**351.60**	***B5101E075CC-D***	**319.10**
1"	***B5101S100CC-D***	**305.85**	***B5101V100CC-D***	**333.20**	***B5101E100CC-D***	**299.90**
1½"	***B5101S150CC-D***	**297.50**	***B5101V150CC-D***	**340.10**	***B5101E150CC-D***	**329.60**
2"	***B5101S200CC-D***	**360.30**	***B5101V200CC-D***	**421.15**	***B5101E200CC-D***	**349.95**
2½"	***B5101S250CC-D***	**450.20**	***B5101V250CC-D***	**576.45**	***B5101E250CC-D***	**427.25**
3"	***B5101S300CC-D***	**601.45**	***B5101V300CC-D***	**799.45**	***B5101E300CC-D***	**583.45**
4"	***B5101S400CC-D***	**926.40**	***B5101V400CC-D***	**1324.05**	***B5101E400CC-D***	**897.65**

- valves can be automated, call the factory at 800.789.1718 for details

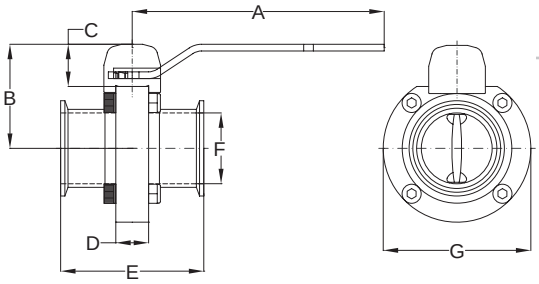

Size	Dimensions							BreakTorque (inch lbs.)	**PSI** @ 68°F
	A	B	C	D	E	F	G		
½"	6.7	2.4	1.1	0.9	3.5	.37	3.1	75	**140**
¾"	6.7	2.4	1.1	0.9	3.5	.62	3.1	75	**140**
1"	6.7	2.4	1.1	0.9	3.5	0.9	3.1	75	**140**
1½"	6.7	2.4	1.1	0.9	3.5	1.4	3.1	130	**140**
2"	6.7	2.7	1.1	0.9	3.8	1.9	3.9	165	**140**
2½"	6.7	3.1	1.1	0.9	3.8	2.4	4.6	210	**110**
3"	9	3.3	1.1	1.2	4.1	2.9	5.2	350	**110**
4"	9	4.1	1.1	1.2	4.8	3.8	6.7	540	**85**

Dixon Sanitary's commitment to excellence and continuous research and development for improving product quality may warrant periodic changes in design and specification. We reserve the right to modify product design without prior notification and without incurring any liability to provide these modifications to products previously purchased.

Butterfly Valves

Repair Kit for Butterfly Valves

Repair Kit contains:
(1) seat
(2) bushings

- for valves on pages 463-464

Valve Size	*Black EPDM*		*Red Silicone*		*Brown Viton®*	
	Part #	Price/E	Part #	Price/E	Part #	Price/E
½" - 1"	***B5101-RKE100***	**$29.60**	***B5101-RKS100***	**$37.90**	***B5101-RKV100***	**$86.50**
1½"	***B5101-RKE150***	**31.95**	***B5101-RKS150***	**44.00**	***B5101-RKV150***	**119.70**
2"	***B5101-RKE200***	**38.75**	***B5101-RKS200***	**48.30**	***B5101-RKV200***	**156.90**
2½"	***B5101-RKE250***	**43.50**	***B5101-RKS250***	**53.90**	***B5101-RKV250***	**294.00**
3"	***B5101-RKE300***	**70.00**	***B5101-RKS300***	**85.30**	***B5101-RKV300***	**517.35**
4"	***B5101-RKE400***	**106.50**	***B5101-RKS400***	**131.70**	***B5101-RKV400***	**950.45**
6"	***B5101-RKE600***	**169.25**	***B5101-RKS600***	**324.65**	**---**	**---**
8"	***B5101-RKE800***	**336.45**	**---**	**---**	**---**	**---**

Clamp Butterfly Valves

- valve is only 1-3/8" wide on all sizes
- valve uses only 3/4" of line space
- the grooved clamp housing connects directly to any sanitary clamp style fitting
- Easy assembly requires a hex key for the handle and wing nuts to secure and seal the housing onto lines.
- actuation available: double acting, spring return and electric

Size	*316L Stainless Steel with Silicone seal*		*316L Stainless Steel with Viton® seal*		*316L Stainless Steel with EPDM seal*	
	Part #	Price/E	Part #	Price/E	Part #	Price/E
1"	***B5102S100-A***	**$197.90**	***B5102V100-A***	**$244.55**	***B5102E100-A***	**$197.90**
1½"	***B5102S150-A***	**197.90**	***B5102V150-A***	**242.30**	***B5102E150-A***	**197.90**
2"	***B5102S200-A***	**240.80**	***B5102V200-A***	**295.90**	***B5102E200-A***	**240.80**
2½"	***B5102S250-A***	**310.90**	***B5102V250-A***	**379.50**	***B5102E250-A***	**310.90**
3"	***B5102S300-A***	**367.80**	***B5102V300-A***	**444.30**	***B5102E300-A***	**367.80**
4"	***B5102S400-A***	**537.60**	***B5102V400-A***	**644.95**	***B5102E400-A***	**537.60**



- valves can be automated, call the factory at 800.789.1718 for details

Size	Dimensions						BreakTorque (inch lbs.)	**PSI** @ 68°F
	A	B	C	D	E	F		
1"	5.6	2.8	1.3	1.3	3.6	5.6	125	**140**
1½"	5.6	2.8	1.3	1.3	3.6	5.6	185	**140**
2"	5.6	3	1.3	1.3	4.1	6.1	200	**120**
2½"	5.6	3.3	1.3	1.3	4.6	6.6	260	**120**
3"	5.6	3.6	1.3	1.3	5.3	7.1	350	**100**
4"	5.6	4.1	1.3	1.3	6.4	8.2	995	**70**

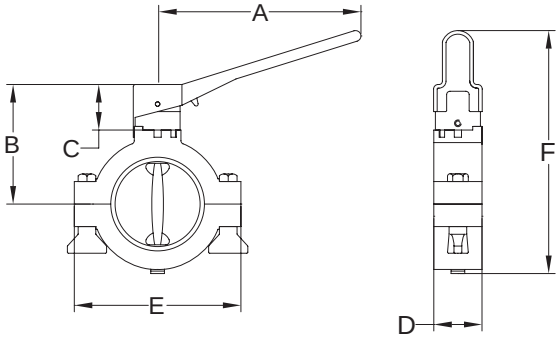

Butterfly Valves

Repair Kit for Clamp Butterfly Valves

Repair Kit contains:
(1) seat
(2) bushings

• for valves on page 465

Valve Size	*Black EPDM* Part #	Price/E	*Red Silicone* Part #	Price/E	*Brown Viton®* Part #	Price/E
1"	***B5102-RKE100***	**$23.80**	***B5102-RKS100***	**$31.15**	***B5102-RKV100***	**$107.15**
1½"	***B5102-RKE150***	**16.25**	***B5102-RKS150***	**24.65**	***B5102-RKV150***	**96.15**
2"	***B5102-RKE200***	**26.65**	***B5102-RKS200***	**33.90**	***B5102-RKV200***	**122.15**
2½"	***B5102-RKE250***	**34.35**	***B5102-RKS250***	**40.40**	***B5102-RKV250***	**148.15**
3"	***B5102-RKE300***	**78.50**	***B5102-RKS300***	**90.65**	***B5102-RKV300***	**219.00**
4"	***B5102-RKE400***	**105.00**	***B5102-RKS400***	**113.65**	***B5102-RKV400***	**288.35**

Clamp End and Weld End Butterfly Valves

- 100% tested / 100% inspected
- all wetted surfaces are sanitary finished to < $32R_a$
- field serviceable (no special tools required)
- seat materials available include: silicone, EPDM, FKM
- PTFE bushings reduce friction and increase cycle life
- minimal line pressure: 0.4 inches Hg vacuum @ 68°F
- operating temperature range: **15°F** to **200°F**

New for 2012



Clamp End Butterfly Valves

Size	*CF8M Stainless Steel with Silicone seal* Part #	Price/E	*CF8M Stainless Steel with EPDM seal* Part #	Price/E	*CF8M Stainless Steel with FKM seal* Part #	Price/E
1"	***B5104S100CC-D***	**$286.10**	***B5104E100CC-D***	**$286.10**	***B5104V100CC-D***	**$365.50**
1½"	***B5104S150CC-D***	**312.55**	***B5104E150CC-D***	**312.55**	***B5104V150CC-D***	**427.70**
2"	***B5104S200CC-D***	**337.00**	***B5104E200CC-D***	**337.00**	***B5104V200CC-D***	**457.65**
2½"	***B5104S250CC-D***	**422.65**	***B5104E250CC-D***	**422.65**	***B5104V250CC-D***	**554.50**
3"	***B5104S300CC-D***	**503.05**	***B5104E300CC-D***	**503.05**	***B5104V300CC-D***	**654.70**
4"	***B5104S400CC-D***	**666.85**	***B5104E400CC-D***	**666.85**	***B5104V400CC-D***	**856.95**

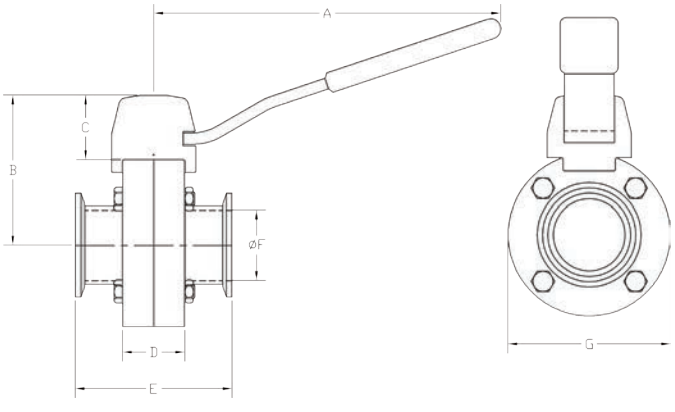

Size	Dimensions A	B	C	D	E	F	G
1"	6.6	2.9	1.2	1.9	3.0	.9	3.1
1½"	6.6	2.9	1.2	1.9	3.0	1.4	3.1
2"	6.6	3.2	1.2	1.9	3.0	1.9	3.7
2½"	6.6	3.4	1.2	1.9	3.0	2.4	4.2
3"	6.6	3.7	1.2	1.9	3.0	2.9	4.8
4"	6.6	4.7	1.7	1.5	3.5	3.8	5.9

Butterfly Valves

Weld End Butterfly Valves

New for 2012

Size	*CF8M Stainless Steel with Silicone seal*		*CF8M Stainless Steel with EPDM seal*		*CF8M Stainless Steel with FKM seal*	
	Part #	Price/E	Part #	Price/E	Part #	Price/E
1"	***B5104S100BB-D***	**$294.30**	***B5104E100BB-D***	**$294.30**	***B5104V100BB-D***	**$375.95**
1½"	***B5104S150BB-D***	**321.50**	***B5104E150BB-D***	**321.50**	***B5104V150BB-D***	**439.95**
2"	***B5104S200BB-D***	**346.65**	***B5104E200BB-D***	**346.65**	***B5104V200BB-D***	**470.70**
2½"	***B5104S250BB-D***	**434.70**	***B5104E250BB-D***	**434.70**	***B5104V250BB-D***	**570.35**
3"	***B5104S300BB-D***	**517.40**	***B5104E300BB-D***	**517.40**	***B5104V300BB-D***	**673.40**
4"	***B5104S400BB-D***	**685.85**	***B5104E400BB-D***	**685.85**	***B5104V400BB-D***	**881.40**



Size	Dimensions						
	A	B	C	D	E	F	G
1"	6.6	2.9	1.2	1.9	3.0	.9	3.1
1½"	6.6	2.9	1.2	1.9	3.0	1.4	3.1
2"	6.6	3.2	1.2	1.9	3.0	1.9	3.7
2½"	6.6	3.4	1.2	1.9	3.0	2.4	4.2
3"	6.6	3.7	1.2	1.9	3.0	2.9	4.8
4"	6.6	4.7	1.7	1.5	3.5	3.8	5.9

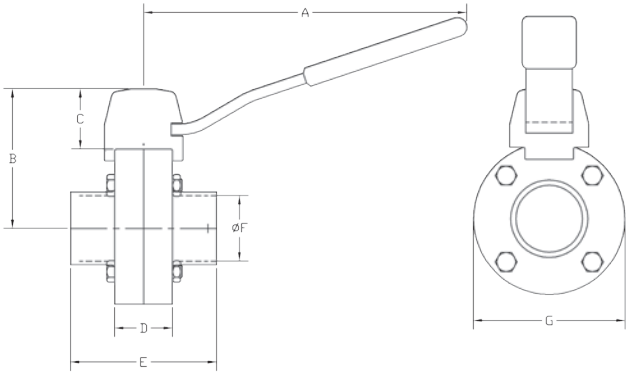

Repair Kit for Clamp End and Weld End Butterfly Valves

Repair Kit contains:
(1) seat
(1) bushing
(1) split bushing

• for valves on page 466-467

New for 2012

Valve Size	*Red Silicone*		*Black EPDM*		*Black FKM*	
	Part #	Price/E	Part #	Price/E	Part #	Price/E
1"	***B5104-RKS100***	**$30.40**	***B5104-RKE100***	**$30.40**	***B5104-RKV100***	**$85.70**
1½"	***B5104-RKS150***	**32.75**	***B5104-RKE150***	**32.75**	***B5104-RKV150***	**124.40**
2"	***B5104-RKS200***	**36.00**	***B5104-RKE200***	**36.00**	***B5104-RKV200***	**129.05**
2½"	***B5104-RKS250***	**47.65**	***B5104-RKE250***	**47.65**	***B5104-RKV250***	**142.85**
3"	***B5104-RKS300***	**57.60**	***B5104-RKE300***	**57.60**	***B5104-RKV300***	**164.55**
4"	***B5104-RKS400***	**76.25**	***B5104-RKE400***	**76.25**	***B5104-RKV400***	**207.90**

Spring Check Valves

3A 1447



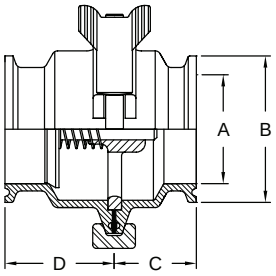

This spring check valve is machined and polished to 3A standards. The clamp assembly design allows quick and easy maintenance and has a special angled plunger design to prevent even low pressure leak-through.

- maximum operating pressure: **145 PSI**
- operating temperature range of **15°F** to **200°F**
- full size flow plate with a long bushing helps minimize stem wear

Size	Dimensions				*316L Stainless Steel*	
	A	B	C	D	Part #	Price/E
½"	0.37	0.99	1.1	1.6	***B45MP-R50***	**$416.95**
¾"	0.62	0.99	1.1	1.6	***B45MP-R75***	**468.40**
1"	0.87	1.99	1.7	2.3	***B46MP-R100***	**276.75**
1½"	1.37	1.99	1.7	2.3	***B46MP-R150***	**295.20**
2"	1.87	2.52	1.7	2.3	***B46MP-R200***	**356.55**
2½"	2.37	3.05	1.7	2.3	***B46MP-R250***	**449.40**
3"	2.87	3.58	1.7	2.3	***B46MP-R300***	**521.80**
4" [1]	3.83	4.68	2.2	2.7	***B46MP-R400***	**787.30**

Repair Kit for Spring Check Valves *

Repair Kit contains:
½" - ¾"
- (1) 316L spring
- (1) Viton® stem seat
- (1) Buna body O-ring

Repair Kit contains:
1" - 4"
- (1) 316L spring
- (1) Viton® stem seat
- (1) Buna clamp gasket

Size	Part #	Price/E
½"	***B45MP-RK050***	**$20.45**
¾"	***B45MP-RK075***	**20.45**
1"	***B46MP-RK100***	**14.20**
1½"	***B46MP-RK150***	**15.30**
2"	***B46MP-RK200***	**19.10**
2½"	***B46MP-RK250***	**23.50**
3"	***B46MP-RK300***	**29.25**
4"	***B46MP-RK400***	**36.35**

Ball Check Valves

When liquid flows through the valve, the ball is forced into the branch of the valve allowing full fluid flow. When the liquid stops, equalizing the pressure, the ball drops back into the seat, preventing backflow. Should reverse flow occur, the differential pressure will cause the ball to seal firmly against the seat preventing leakage.



- maximum operating pressure: **250 PSI**
- maximum operating temperature: **250°F**
- two piece construction for easier alignment during installation
- various end configurations available: clamp,weld, I-line, Q-line, bevel seat and John Perry
- polished ID and OD to 3A standards
- all metal contact surfaces of 316L stainless steel construction
- air blow check valve can be added (see air blow for sizing)
- PTFE ball

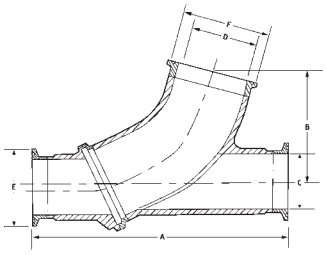

Size	Dimensions						Vertical Seating Pressure (PSI)	*316L Stainless Steel*	
	A	B	C	D	E	F		Part #	Price/E
1½"	7.5	3.3	1.365	1.875	1.984	2.516	3.6	***B45BY-R150***	**$837.65**
2"	8.5	3.9	1.865	2.335	2.516	3.047	2.6	***B45BY-R200***	**1045.75**
2½"	10.0	4.5	2.370	2.870	3.047	3.579	1.6	***B45BY-R250***	**1374.90**
3"	11.5	5.3	2.870	3.834	3.579	4.682	1.9	***B45BY-R300***	**2243.45**

Kit for Ball Check Valves

Repair Kit contains:
(1) PTFE ball
(1) EPDM/CF8M seat
(1) EPDM cap gasket

Size	Part #	Price/E
1½"	***B45BY-RK150***	**$181.70**
2"	***B45BY-RK200***	**256.60**
2½"	***B45BY-RK250***	**536.00**
3"	***B45BY-RK300***	**1101.50**

Seal Kit contains:
(1) EPDM/CF8M seat
(1) EPDM cap gasket

Size	Part #	Price/E
1½"	***B45BY-SK150***	**$52.25**
2"	***B45BY-SK200***	**62.35**
2½"	***B45BY-SK250***	**83.20**
3"	***B45BY-SK300***	**122.75**

All Viton® Seal Kit contains:
(1) Viton®/CF8M seat
(1) Viton® cap gasket

Size	Part #	Price/E
1½"	***B45BY-SKV150***	**$130.20**
2"	***B45BY-SKV200***	**162.25**
2½"	***B45BY-SKV250***	**210.00**
3"	***B45BY-SKV300***	**304.05**

Replacement Ball:
(1) PTFE Ball

Size	Part #	Price/E
1½"	***B45BY-TB150***	**$142.95**
2"	***B45BY-TB200***	**213.10**
2½"	***B45BY-TB250***	**491.00**
3"	***B45BY-TB300***	**1055.70**

Air Blow Check Valves

The air blow check valve is designed to pressurize lines with air to clean out product or cleaning solutions. It is fail-safe because the simple air-to-open, spring-to-close mechanism prevents backflow. Can be used with a ball check valve. The valves are available with three different end configurations to allow quick assembly and disassembly when replacing filter media, cleaning or inspecting. Conforms to 3A accepted practice 604-05 for supplying air under pressure in contact with milk products and product contact surfaces with optional filter disc.

- EPDM seat and gasket
- conforms to 3A practice 604-05
- filter discs sold separately in packs of 50







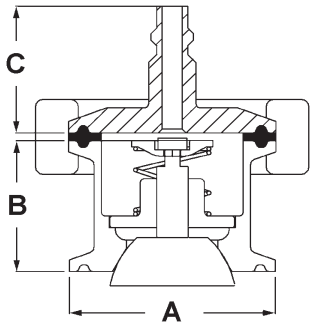

B45AB

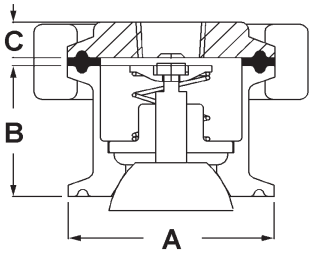

B45BC

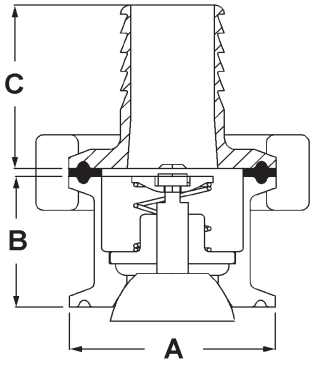

B45CC

L Sanitary Fittings

Size	Dimensions A	Dimensions B	*Quick Disconnect 316L Stainless Steel* Part #	Price/E	Dim. C	*Female NPT 316L Stainless Steel* Part #	Price/E	Dim. C	*Hose Barb 316L Stainless Steel* Part #	Price/E	Dim. C
1"-1½"	1.984	1.300	***B45AB-R100150***	**$363.75**	1.26	***B45BC-R100150***	**$363.75**	.60	***B45CC-R100150***	**$340.10**	1.70
2"	2.516	1.300	***B45AB-R200***	**370.65**	1.26	***B45BC-R200***	**370.65**	.60	***B45CC-R200***	**346.55**	1.70
2½"	3.047	1.300	***B45AB-R250***	**477.00**	1.26	***B45BC-R250***	**477.00**	.60	***B45CC-R250***	**477.00**	1.70
3"	3.579	1.300	***B45AB-R300***	**553.55**	1.26	***B45BC-R300***	**553.55**	.60	***B45CC-R300***	**553.55**	1.70
4"	4.682	1.300	***B45AB-R400***	**629.20**	1.26	***B45BC-R400***	**588.30**	.60	***B45CC-R400***	**588.30**	1.70

Repair Kit for Air Blow Check Valves

Repair Kit contains:
(1) EPDM / 316L stainless perforated disc
(1) 304 stainless spring retainer
(1) 304 stainless spring
(1) nylon stem guide
(1) EPDM / 316L stem and plug

Part #	Price/E
B45AB-RK	**$152.45**

When using air blow check valves with ball check valves, refer to the sizing chart below.

Sizing Chart

Ball Check Valve size	Air Blow Check Valve size
1½"	2"
2"	2½"
2½"	3"
3"	4"

Dixon Sanitary's commitment to excellence and continuous research and development for improving product quality may warrant periodic changes in design and specification. We reserve the right to modify product design without prior notification and without incurring any liability to provide these modifications to products previously purchased.

Bradford™ High Purity BioPharm Fittings

A 63-03 3 621

Specifications

All fittings are manufactured to meet the latest edition of the ASME BPE International Standard, bioprocessing equipment.

316L stainless steel material and dimensions meet all orbital welding specifications with controlled sulphur.

Markets

- pharmaceutical
- bioprocessing
- semiconductor
- cosmetics
- food processing
- beverage

Packaging

Product markings per ASME BPE 2009 DT-14.1

- Job number
- 316L
- Bradford™ part number
- Heat number(s)
- Surface finish code
- ASME BPE

Per the specification, the size of the fitting may limit the space available for markings. When this occurs, the markings starting at the bottom of the list are not applied. The Bradford™ part number will describe the part configuration and size.

MTR (material test report) certifications are included inside the resealable bag with each fitting. The MTRs are traceable through the Job Number found on each fitting. All fittings are capped to prevent damage and contamination.

For easy identification each finish will have a different color cap.
PL finish - SF1...blue caps
PM finish - SF4...white caps

Material test reports are also available from the Dixon Sanitary website (bradfordfittings.com); just enter the job number located on each fitting.

Bradford™ High Purity

BioPharm Fittings

316L Stainless Steel Material Test Report

Job Number AA158

Bradford™ Part Number	Description	Size	Surface finish
T16W-200PL	BPE auto weld cap Table DT-30	2"	SF1

Chemical analysis (%) per ASME BPE 2009 Table DT-3

Item	Heat number	C	Mn	P	S	Si	Cr	Ni	Mo	
					0.005		16.00	10.00	2.00	min.
		0.030	2.00	0.045	0.017	1.00	18.00	15.00	3.00	max.
M	823310	0.014	1.40	0.034	0.012	0.44	16.30	10.10	2.07	
B	823707	0.014	1.49	0.033	0.010	0.38	16.20	10.10	2.08	

Mechanical Test Results

Item	Yield Strength (0.2%), MPa	Tensile Strength, MPa	Elongation, %	Hardness, HRB	Specification
	170 minimum	485 minimum	35 minimum	90 maximum	
M	378	624	46.1	88	ASTM A269
B	358	586	43.9	83	ASTM A269

Product of Thailand

We certify that the above is a true copy of the test results issued by the material supplier. This MTR conforms to EN10204-3.1. All fittings supplied by Dixon Sanitary conform to the requirements of the European Union Directive 2002/95/EC on the restriction of the use of certain hazardous substances in electrical and electronic equipment (RoHS).

Bruce Anderson
Technical Director

Dixon Sanitary
N25 W23040 Paul Rd.
Pewaukee, WI 53072
USA
800-789-1718
bradfordfittings.com

DIXON
The Right Connection™

Bradford™ High Purity BioPharm Fittings

90° Weld Elbows - *T2S*

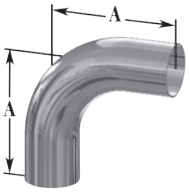

BPE Table #DT-7

Size	Dimension A	PL finish - SF1 Part #	PL finish - SF1 Price/E	PM finish - SF4 Part #	PM finish - SF4 Price/E
½"	3.00	***T2S-050PL***	**$56.90**	***T2S-050PM***	**$90.85**
¾"	3.00	***T2S-075PL***	**56.90**	***T2S-075PM***	**90.85**
1"	3.00	***T2S-100PL***	**54.55**	***T2S-100PM***	**88.80**
1½"	3.75	***T2S-150PL***	**51.05**	***T2S-150PM***	**79.10**
2"	4.75	***T2S-200PL***	**62.65**	***T2S-200PM***	**105.40**
2½"	5.50	***T2S-250PL***	**124.60**	***T2S-250PM***	**149.20**
3"	6.25	***T2S-300PL***	**173.30**	***T2S-300PM***	**198.70**
4"	8.00	***T2S-400PL***	**298.75**	***T2S-400PM***	**328.55**

90° Clamp x Weld Elbows - *T2CM*



BPE Table #DT-12

Size	Dimensions A	Dimensions B	PL finish - SF1 Part #	PL finish - SF1 Price/E	PM finish - SF4 Part #	PM finish - SF4 Price/E
½"	3.00	1.625	***T2CM-050PL***	**$115.15**	***T2CM-050PM***	**$131.60**
¾"	3.00	1.625	***T2CM-075PL***	**115.15**	***T2CM-075PM***	**131.60**
1"	3.00	2.000	***T2CM-100PL***	**105.25**	***T2CM-100PM***	**123.45**
1½"	3.75	2.750	***T2CM-150PL***	**105.25**	***T2CM-150PM***	**125.00**
2"	4.75	3.500	***T2CM-200PL***	**133.20**	***T2CM-200PM***	**157.95**
2½"	5.50	4.250	***T2CM-250PL***	**204.40**	***T2CM-250PM***	**237.90**
3"	6.25	5.000	***T2CM-300PL***	**266.65**	***T2CM-300PM***	**300.20**
4"	8.00	6.625	***T2CM-400PL***	**415.15**	***T2CM-400PM***	**456.65**

90° Clamp x Clamp Elbows - *T2CMP*



BPE Table #DT-16

Size	Dimension A	PL finish - SF1 Part #	PL finish - SF1 Price/E	PM finish - SF4 Part #	PM finish - SF4 Price/E
½"	1.625	***T2CMP-050PL***	**$110.20**	***T2CMP-050PM***	**$128.25**
¾"	1.625	***T2CMP-075PL***	**110.20**	***T2CMP-075PM***	**128.25**
1"	2.000	***T2CMP-100PL***	**97.10**	***T2CMP-100PM***	**113.60**
1½"	2.750	***T2CMP-150PL***	**97.10**	***T2CMP-150PM***	**116.75**
2"	3.500	***T2CMP-200PL***	**130.00**	***T2CMP-200PM***	**152.95**
2½"	4.250	***T2CMP-250PL***	**214.00**	***T2CMP-250PM***	**242.75**
3"	5.000	***T2CMP-300PL***	**242.75**	***T2CMP-300PM***	**276.25**
4"	6.625	***T2CMP-400PL***	**498.15**	***T2CMP-400PM***	**542.85**

45° Weld Elbows - *T2KS*

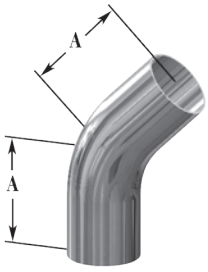

BPE Table #DT-8

Size	Dimension A	PL finish - SF1 Part #	PL finish - SF1 Price/E	PM finish - SF4 Part #	PM finish - SF4 Price/E
½"	2.250	***T2KS-050PL***	**$60.40**	***T2KS-050PM***	**$93.85**
¾"	2.250	***T2KS-075PL***	**60.40**	***T2KS-075PM***	**93.85**
1"	2.250	***T2KS-100PL***	**63.90**	***T2KS-100PM***	**77.70**
1½"	2.500	***T2KS-150PL***	**69.35**	***T2KS-150PM***	**87.70**
2"	3.000	***T2KS-200PL***	**82.10**	***T2KS-200PM***	**96.35**
2½"	3.375	***T2KS-250PL***	**93.85**	***T2KS-250PM***	**118.45**
3"	3.625	***T2KS-300PL***	**110.90**	***T2KS-300PM***	**138.50**
4"	4.500	***T2KS-400PL***	**192.70**	***T2KS-400PM***	**224.05**

PL Finish – SF1
OD = 32R_a Mechanically Polished
ID = 20R_a Mechanically Polished

PM Finish – SF4
OD = 32R_a Mechanically Polished
ID = 15R_a Mechanically Polished and Electropolished

Bradford™ High Purity BioPharm Fittings

3 621 63-03

45° Clamp x Weld Elbows - *T2KM*

Size	Dimensions		*PL finish - SF1*		*PM finish - SF4*	
	A	B	Part #	Price/E	Part #	Price/E
½"	2.250	1.000	***T2KM-050PL***	**$108.60**	***T2KM-050PM***	**$126.65**
¾"	2.250	1.000	***T2KM-075PL***	**108.60**	***T2KM-075PM***	**126.65**
1"	2.250	1.125	***T2KM-100PL***	**105.25**	***T2KM-100PM***	**123.45**
1½"	2.500	1.438	***T2KM-150PL***	**105.25**	***T2KM-150PM***	**125.00**
2"	3.000	1.750	***T2KM-200PL***	**120.10**	***T2KM-200PM***	**143.05**
2½"	3.375	2.063	***T2KM-250PL***	**152.95**	***T2KM-250PM***	**183.65**
3"	3.625	2.380	***T2KM-300PL***	**204.40**	***T2KM-300PM***	**237.90**
4"	4.500	3.125	***T2KM-400PL***	**276.25**	***T2KM-400PM***	**317.75**

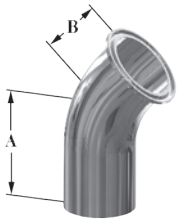

BPE Table #DT-13

45° Clamp x Clamp Elbows - *T2KMP*

Size	Dimension	*PL finish - SF1*		*PM finish - SF4*	
	A	Part #	Price/E	Part #	Price/E
½"	1.000	***T2KMP-050PL***	**$143.10**	***T2KMP-050PM***	**$149.60**
¾"	1.000	***T2KMP-075PL***	**131.60**	***T2KMP-075PM***	**149.60**
1"	1.125	***T2KMP-100PL***	**128.25**	***T2KMP-100PM***	**134.95**
1½"	1.438	***T2KMP-150PL***	**116.75**	***T2KMP-150PM***	**136.50**
2"	1.750	***T2KMP-200PL***	**136.50**	***T2KMP-200PM***	**159.50**
2½"	2.063	***T2KMP-250PL***	**210.75**	***T2KMP-250PM***	**242.75**
3"	2.380	***T2KMP-300PL***	**266.65**	***T2KMP-300PM***	**300.20**
4"	3.125	***T2KMP-400PL***	**598.70**	***T2KMP-400PM***	**646.60**



BPE Table #DT-17

Weld x Weld x Weld Tees - *T7WWW*

Size	Dimensions		*PL finish - SF1*		*PM finish - SF4*	
	A	B	Part #	Price/E	Part #	Price/E
½"	3.750	1.875	***T7WWW-050PL***	**$113.30**	***T7WWW-050PM***	**$127.35**
¾"	4.000	2.000	***T7WWW-075PL***	**113.30**	***T7WWW-075PM***	**127.35**
1"	4.250	2.125	***T7WWW-100PL***	**102.35**	***T7WWW-100PM***	**116.35**
1½"	4.750	2.375	***T7WWW-150PL***	**102.35**	***T7WWW-150PM***	**118.05**
2"	5.750	2.875	***T7WWW-200PL***	**118.05**	***T7WWW-200PM***	**143.65**
2½"	6.250	3.125	***T7WWW-250PL***	**166.35**	***T7WWW-250PM***	**196.20**
3"	6.750	3.375	***T7WWW-300PL***	**212.40**	***T7WWW-300PM***	**237.90**
4"	8.250	4.125	***T7WWW-400PL***	**308.20**	***T7WWW-400PM***	**341.70**

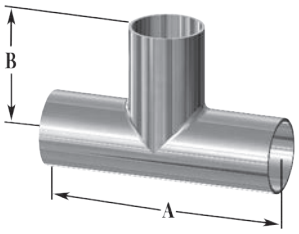

BPE Table #DT-9

M BPE Fittings

Weld x Weld x Weld Reducing Tees - *T7RWWW*

Size	Dimensions		*PL finish - SF1*		*PM finish - SF4*	
	A	B	Part #	Price/E	Part #	Price/E
¾" x ½"	4.000	2.000	***T7RWWW-075050PL***	**$116.60**	***T7RWWW-075050PM***	**$172.45**
1" x ½"	4.250	2.125	***T7RWWW-100050PL***	**120.30**	***T7RWWW-100050PM***	**178.90**
1" x ¾"	4.250	2.125	***T7RWWW-100075PL***	**120.30**	***T7RWWW-100075PM***	**178.90**
1½" x ½"	4.750	2.375	***T7RWWW-150050PL***	**167.65**	***T7RWWW-150050PM***	**190.00**
1½" x ¾"	4.750	2.375	***T7RWWW-150075PL***	**120.30**	***T7RWWW-150075PM***	**180.45**
1½" x 1"	4.750	2.375	***T7RWWW-150100PL***	**167.65**	***T7RWWW-150100PM***	**190.00**
2" x ½"	5.750	2.625	***T7RWWW-200050PL***	**217.15**	***T7RWWW-200050PM***	**239.50**
2" x ¾"	5.750	2.625	***T7RWWW-200075PL***	**217.15**	***T7RWWW-200075PM***	**239.50**
2" x 1"	5.750	2.625	***T7RWWW-200100PL***	**217.15**	***T7RWWW-200100PM***	**239.50**
2" x 1½"	5.750	2.625	***T7RWWW-200150PL***	**217.15**	***T7RWWW-200150PM***	**239.50**

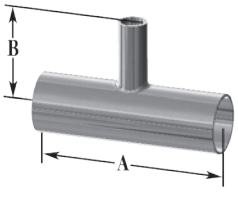

BPE Table #DT-10

PL Finish – SF1
OD = 32R_a Mechanically Polished
ID = 20R_a Mechanically Polished

PM Finish – SF4
OD = 32R_a Mechanically Polished
ID = 15R_a Mechanically Polished and Electropolished

Bradford™ High Purity BioPharm Fittings

Weld x Weld x Clamp Short Outlet Tees - *T7WWMS*



BPE Table #DT-15

Size	Dimensions		*PL finish - SF1*		*PM finish - SF4*	
	A	B	Part #	Price/E	Part #	Price/E
½"	3.750	1.000	***T7WWMS-050PL***	**$150.20**	***T7WWMS-050PM***	**$171.75**
¾"	4.000	1.125	***T7WWMS-075PL***	**138.15**	***T7WWMS-075PM***	**157.95**
1"	4.250	1.125	***T7WWMS-100PL***	**123.45**	***T7WWMS-100PM***	**139.90**
1½"	4.750	1.375	***T7WWMS-150PL***	**123.45**	***T7WWMS-150PM***	**144.70**
2"	5.750	1.625	***T7WWMS-200PL***	**148.05**	***T7WWMS-200PM***	**172.45**
2½"	6.250	1.825	***T7WWMS-250PL***	**193.25**	***T7WWMS-250PM***	**228.35**
3"	6.750	2.125	***T7WWMS-300PL***	**251.65**	***T7WWMS-300PM***	**298.60**
4"	8.250	2.750	***T7WWMS-400PL***	**555.60**	***T7WWMS-400PM***	**600.30**

Weld x Weld x Clamp Tees - *T7WWM*



Size	Dimensions		*PL finish - SF1*		*PM finish - SF4*	
	A	B	Part #	Price/E	Part #	Price/E
½"	3.750	2.250	***T7WWM-050PL***	**$138.15**	***T7WWM-050PM***	**$157.95**
¾"	4.000	2.375	***T7WWM-075PL***	**138.15**	***T7WWM-075PM***	**157.95**
1"	4.250	2.625	***T7WWM-100PL***	**123.45**	***T7WWM-100PM***	**139.90**
1½"	4.750	2.875	***T7WWM-150PL***	**123.45**	***T7WWM-150PM***	**144.70**
2"	5.750	3.375	***T7WWM-200PL***	**148.05**	***T7WWM-200PM***	**172.45**
2½"	6.250	3.625	***T7WWM-250PL***	**193.25**	***T7WWM-250PM***	**228.35**
3"	6.750	3.875	***T7WWM-300PL***	**263.45**	***T7WWM-300PM***	**298.60**
4"	8.250	4.750	***T7WWM-400PL***	**555.60**	***T7WWM-400PM***	**600.30**

Clamp x Clamp x Clamp Tees - *T7MP*

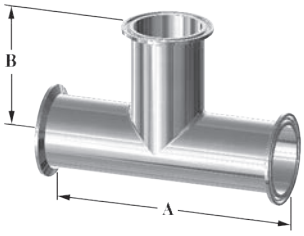

BPE Table #DT-18

Size	Dimensions		*PL finish - SF1*		*PM finish - SF4*	
	A	B	Part #	Price/E	Part #	Price/E
½"	4.500	2.250	***T7MP-050PL***	**$169.50**	***T7MP-050PM***	**$187.75**
¾"	4.750	2.375	***T7MP-075PL***	**169.50**	***T7MP-075PM***	**187.75**
1"	5.250	2.625	***T7MP-100PL***	**152.50**	***T7MP-100PM***	**169.50**
1½"	5.750	2.875	***T7MP-150PL***	**152.50**	***T7MP-150PM***	**174.05**
2"	6.750	3.375	***T7MP-200PL***	**172.50**	***T7MP-200PM***	**208.10**
2½"	7.250	3.625	***T7MP-250PL***	**227.45**	***T7MP-250PM***	**264.10**
3"	7.750	3.875	***T7MP-300PL***	**489.00**	***T7MP-300PM***	**526.60**
4"	9.500	4.750	***T7MP-400PL***	**938.70**	***T7MP-400PM***	**995.15**

PL Finish – SF1
OD = 32R_a Mechanically Polished
ID = 20R_a Mechanically Polished

PM Finish – SF4
OD = 32R_a Mechanically Polished
ID = 15R_a Mechanically Polished and Electropolished

Bradford™ High Purity BioPharm Fittings

3-A 63-03 621

Weld x Weld Concentric Reducers - *T31W*

Size	Dimension A	*PL finish - SF1* Part #	Price/E	*PM finish - SF4* Part #	Price/E
¾" x ½"	4.00	***T31W-075050PL***	**$109.05**	***T31W-075050PM***	**$126.15**
1" x ½"	4.50	***T31W-100050PL***	**154.75**	***T31W-100050PM***	**174.05**
1" x ¾"	4.00	***T31W-100075PL***	**125.35**	***T31W-100075PM***	**145.00**
1½" x ½"	5.50	***T31W-150050PL***	**280.60**	***T31W-150050PM***	**301.40**
1½" x ¾"	5.00	***T31W-150075PL***	**301.75**	***T31W-150075PM***	**324.10**
1½" x 1"	5.00	***T31W-150100PL***	**134.90**	***T31W-150100PM***	**199.70**
2" x ½"	7.75	***T31W-200050PL***	**358.75**	***T31W-200050PM***	**468.05**
2" x ¾"	7.25	***T31W-200075PL***	**333.65**	***T31W-200075PM***	**440.65**
2" x 1"	7.25	***T31W-200100PL***	**158.35**	***T31W-200100PM***	**181.25**
2" x 1½"	5.25	***T31W-200150PL***	**116.05**	***T31W-200150PM***	**176.25**



BPE Table #DT-11

Clamp x Clamp Concentric Reducers - *T3114MP*

Size	Dimension A	*PL finish - SF1* Part #	Price/E	*PM finish - SF4* Part #	Price/E
¾" x ½"	2.000	***T3114MP075050PL***	**$229.05**	***T3114MP075050PM***	**$250.95**
1" x ½"	2.500	***T3114MP100050PL***	**322.95**	***T3114MP100050PM***	**349.00**
1" x ¾"	2.000	***T3114MP100075PL***	**247.50**	***T3114MP100075PM***	**268.25**
1½" x ½"	3.500	***T3114MP150050PL***	**385.65**	***T3114MP150050PM***	**416.70**
1½" x ¾"	3.000	***T3114MP150075PL***	**389.80**	***T3114MP150075PM***	**484.40**
1½" x 1"	3.000	***T3114MP150100PL***	**277.80**	***T3114MP150100PM***	**303.20**
2" x ½"	5.500	***T3114MP200050PL***	**528.60**	***T3114MP200050PM***	**709.50**
2" x ¾"	5.000	***T3114MP200075PL***	**525.00**	***T3114MP200075PM***	**564.10**
2" x 1"	5.000	***T3114MP200100PL***	**342.00**	***T3114MP200100PM***	**364.45**
2" x 1½"	3.000	***T3114MP200150PL***	**235.45**	***T3114MP200150PM***	**259.90**

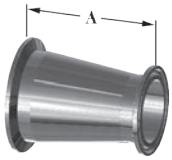

BPE Table #DT-21

Weld x Weld Eccentric Reducers - *T32W*

Size	Dimension A	*PL finish - SF1* Part #	Price/E	*PM finish - SF4* Part #	Price/E
¾" x ½"	4.00	***T32W-075050PL***	**$199.60**	***T32W-075050PM***	**$218.75**
1" x ½"	4.50	***T32W-100050PL***	**189.70**	***T32W-100050PM***	**207.65**
1" x ¾"	4.00	***T32W-100075PL***	**202.80**	***T32W-100075PM***	**218.75**
1½" x ½"	5.50	***T32W-150050PL***	**447.95**	***T32W-150050PM***	**475.70**
1½" x ¾"	5.00	***T32W-150075PL***	**411.90**	***T32W-150075PM***	**437.45**
1½" x 1"	5.00	***T32W-150100PL***	**185.25**	***T32W-150100PM***	**206.95**
2" x ½"	7.75	***T32W-200050PL***	**434.75**	***T32W-200050PM***	**541.90**
2" x ¾"	7.25	***T32W-200075PL***	**432.15**	***T32W-200075PM***	**539.30**
2" x 1"	7.25	***T32W-200100PL***	**197.25**	***T32W-200100PM***	**250.00**
2" x 1½"	5.25	***T32W-200150PL***	**175.65**	***T32W-200150PM***	**229.90**

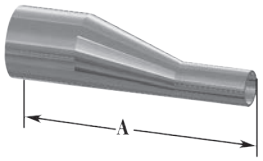

BPE Table #DT-11

Clamp x Clamp Eccentric Reducers - *T3214MP*

Size	Dimension A	*PL finish - SF1* Part #	Price/E	*PM finish - SF4* Part #	Price/E
¾" x ½"	2.000	***T3214MP075050PL***	**$288.30**	***T3214MP075050PM***	**$309.15**
1" x ½"	2.500	***T3214MP100050PL***	**335.15**	***T3214MP100050PM***	**359.40**
1" x ¾"	2.000	***T3214MP100075PL***	**337.55**	***T3214MP100075PM***	**359.95**
1½" x ½"	3.500	***T3214MP150050PL***	**436.15**	***T3214MP150050PM***	**462.50**
1½" x ¾"	3.000	***T3214MP150075PL***	**469.00**	***T3214MP150075PM***	**497.35**
1½" x 1"	3.000	***T3214MP150100PL***	**340.55**	***T3214MP150100PM***	**371.90**
2" x ½"	5.500	***T3214MP200050PL***	**695.50**	***T3214MP200050PM***	**847.95**
2" x ¾"	5.000	***T3214MP200075PL***	**679.40**	***T3214MP200075PM***	**831.35**
2" x 1"	5.000	***T3214MP200100PL***	**437.60**	***T3214MP200100PM***	**466.00**
2" x 1½"	3.000	***T3214MP200150PL***	**298.75**	***T3214MP200150PM***	**346.45**

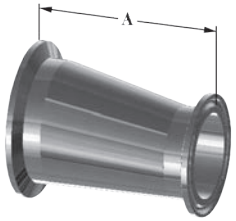

BPE Table #DT-21

PL Finish – SF1
OD = 32R_a Mechanically Polished
ID = 20R_a Mechanically Polished

PM Finish – SF4
OD = 32R_a Mechanically Polished
ID = 15R_a Mechanically Polished and Electropolished

Bradford™ High Purity BioPharm Fittings

Solid End Caps - *T16AMP*

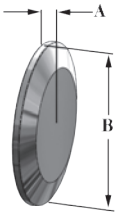

BPE Table #DT-31

Size	Dimensions		*PL finish - SF1*		*PM finish - SF4*	
	A	B	Part #	Price/E	Part #	Price/E
½" - ¾"	0.19	1.00	***T16AMP-050075PL***	**$15.40**	***T16AMP-050075PM***	**$28.40**
1" - 1½"	0.25	1.99	***T16AMP-100150PL***	**13.95**	***T16AMP-100150PM***	**26.80**
2"	0.25	2.52	***T16AMP-200PL***	**18.55**	***T16AMP-200PM***	**41.20**
2½"	0.25	3.05	***T16AMP-250PL***	**26.80**	***T16AMP-250PM***	**49.25**
3"	0.25	3.58	***T16AMP-300PL***	**41.70**	***T16AMP-300PM***	**65.60**
4"	0.31	4.69	***T16AMP-400PL***	**108.85**	***T16AMP-400PM***	**135.60**

Auto Weld Ferrules - *TL14AM7*



BPE Table #DT-22

Size	Dimension	*PL finish - SF1*		*PM finish - SF4*	
	A	Part #	Price/E	Part #	Price/E
½"	1.75	***TL14AM7-050PL***	**$29.55**	***TL14AM7-050PM***	**$42.10**
¾"	1.75	***TL14AM7-075PL***	**29.55**	***TL14AM7-075PM***	**42.10**
1"	1.75	***TL14AM7-100PL***	**27.90**	***TL14AM7-100PM***	**46.60**
1½"	1.75	***TL14AM7-150PL***	**27.90**	***TL14AM7-150PM***	**58.05**
2"	2.25	***TL14AM7-200PL***	**32.25**	***TL14AM7-200PM***	**74.90**
2½"	2.25	***TL14AM7-250PL***	**45.75**	***TL14AM7-250PM***	**104.70**
3"	2.25	***TL14AM7-300PL***	**67.55**	***TL14AM7-300PM***	**127.55**
4"	2.25	***TL14AM7-400PL***	**151.40**	***TL14AM7-400PM***	**180.70**

Weld Caps - *T16W*

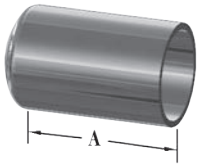

BPE Table #DT-30

Size	Dimension	*PL finish - SF1*		*PM finish - SF4*	
	A	Part #	Price/E	Part #	Price/E
½"	1.50	***T16W-050PL***	**$60.90**	***T16W-050PM***	**$75.70**
¾"	1.50	***T16W-075PL***	**88.20**	***T16W-075PM***	**103.65**
1"	1.50	***T16W-100PL***	**55.95**	***T16W-100PM***	**70.75**
1½"	1.50	***T16W-150PL***	**64.55**	***T16W-150PM***	**102.05**
2"	1.50	***T16W-200PL***	**93.75**	***T16W-200PM***	**112.10**

PL Finish – SF1
OD = 32R_a Mechanically Polished
ID = 20R_a Mechanically Polished

PM Finish – SF4
OD = 32R_a Mechanically Polished
ID = 15R_a Mechanically Polished and Electropolished

Expansion Ring Fire Hose Couplings

Complete Set - Brass



Brass Rocker Lug

Rack Hose
(No Lugs on Male)

Size	Thread	Bowl	Part #	Price/E
1½"	NPSH	1-11/16"	***RRH15168***	**$94.95**
1½"	NST (NH)	1-11/16"	***RRH15168F***	**94.95**

Single Jacket

Size	Thread	Bowl	Part #	Price/E
1½"	NPSH	1-3/4"	***RS15175***	**$123.60**
1½"	NPSH	1-13/16"	***RS15181***	**123.60**
2½"	NPSH	2-13/16"	***RS25281***	**230.00**
1½"	NST (NH)	1-3/4"	***RS15175F***	**123.60**
1½"	NST (NH)	1-13/16"	***RS15181F***	**123.60**
2½"	NST (NH)	2-13/16"	***RS25281F***	**230.00**

Double Jacket

Size	Thread	Bowl	Part #	Price/E
1½"	NPSH	1-15/16"	***RD15193***	**$123.60**
1½"	NPSH	2-1/16"	***RD15206***	**123.60**
2½"	NPSH	3"	***RD253***	**232.75**
1½"	NST (NH)	1-15/16"	***RD15193F***	**123.60**
1½"	NST (NH)	2-1/16"	***RD15206F***	**123.60**
2½"	NST (NH)	3"	***RD253F***	**232.75**



Brass Pin Lug

Single Jacket

Size	Thread	Bowl	Part #	Price/E
1½"	NPSH	1-3/4"	***S15175***	**$159.00**
1½"	NPSH	1-13/16"	***S15181***	**123.60**
2½"	NPSH	2-13/16"	***S25281***	**254.55**
1½"	NST (NH)	1-3/4"	***S15175F***	**159.00**
1½"	NST (NH)	1-13/16"	***S15181F***	**123.60**
2½"	NST (NH)	2-13/16"	***S25281F***	**254.55**

Double Jacket

Size	Thread	Bowl	Part #	Price/E
1½"	NPSH	1-15/16"	***D15193***	**$123.60**
2½"	NPSH	3"	***D253***	**232.75**
1½"	NST (NH)	1-15/16"	***D15193F***	**123.60**
2½"	NST (NH)	3"	***D253F***	**232.75**

Complete Set - Hardcoated finish



Aluminum Rocker Lug **

- Special tooling is required to attach these couplings to hose (see page 475 for machine)
- All couplings come complete with expansion rings, swivel and tail washers.

** 3 rocker lugs on male and female

Single Jacket

Size	Thread	Bowl	Part #	Price/E
1"	NPSH	1-1/4"	***S10125***	**$44.00**
1½"	NPSH	1-3/4"	***S16175***	**51.50**
1½"	NPSH	1-11/16"	***S16168***	**51.50**
1½"	NPSH	1-13/16"	***S16181***	**51.50**
2"	NPSH	2-1/4"	***S20225***	**84.15**
2"	NPSH	2-3/8"	***S20375***	**106.00**
2½"	NPSH	2-13/16"	***S26281***	**99.50**
1½"	NST (NH)	1-11/16"	***S16168F***	**51.50**
1½"	NST (NH)	1-3/4"	***S16175F***	**51.50**
1½"	NST (NH)	1-13/16"	***S16181F***	**51.50**
2½"	NST (NH)	2-11/16"	***S26268F***	**99.50**
2½"	NST (NH)	2-13/16"	***S26281F***	**99.50**
1½"	MNPT	1-11/16"	***MS16168T***	**43.75**
1½"	MNPT	1-3/4"	***MS16175T*** New	**40.25**
2"	MNPT	2-1/4"	***MS20225T***	**52.15**
2½"	MNPT	2-11/16"	***MS26268T***	**64.00**

Double Jacket

Size	Thread	Bowl	Part #	Price/E
1½"	NPSH	1-13/16"	***D16181***	**$51.50**
1½"	NPSH	1-15/16"	***D16193***	**51.50**
1½"	NPSH	2-1/16"	***D16206***	**60.50**
2"	NPSH	2-5/16"	***D20231***	**89.50**
2½"	NPSH	3"	***D263***	**94.10**
1½"	NST (NH)	1-13/16"	***D16181F***	**51.50**
1½"	NST (NH)	1-15/16"	***D16193F***	**51.50**
1½"	NST (NH)	2-1/16"	***D16206F***	**60.50**
2½"	NST (NH)	2-7/8"	***D26287F***	**94.10**
2½"	NST (NH)	3"	***D263F***	**94.10**
1½"	MNPT	1-13/16"	***MD16181T***	**40.25**
2"	MNPT	2-5/16"	***MD20231T*** New	**52.15**
2½"	MNPT	2-7/8"	***MD26287T***	**64.00**

For females only, use 2/3 set price. For males only, use 1/2 set price. Both shipped from the factory only.

Fire Hose Coupling Washers

Swivel Washers



- Buna-N

ID	OD	Thickness	Part #	Price/E
1-1/16"	1-7/16"	1/8"	***SW100F***	**$2.00**
1-9/16"	2-1/16"	1/8"	***SW150***	**2.00**
2-9/16"	3-3/16"	3/16"	***SW250***	**3.15**
3-1/16"	3-3/4"	1/4"	***SW300F***	**4.80**
4-1/6"	5-1/8"	1/4"	***SW400F***	**9.15**
4-9/16"	5-7/8"	1/4"	***SW450F***	**10.20**
5-3/32"	6-13/32"	1/4"	***SW500F***	**15.15**
6-1/16"	7-1/8"	1/4"	***SW600F***	**14.25**

Tail Washers



- Buna-N

ID	OD	Thickness	Part #	Price/E
1-9/16"	1-3/4"	3/16"	***RTW150***	**$1.90**
1-9/16"	1-15/16"	3/16"	***STW150***	**1.80**
1-5/8"	2-1/8"	3/16"	***DTW150***	**1.90**
2-9/16"	3"	1/4"	***STW250***	**3.20**
2-5/8"	3-1/4"	1/4"	***DTW250***	**3.25**

Expansion Rings



- 85/15 red brass

OD	Length	Part #	Price/E
1"	1-1/4"	***ER10125***	**$8.25**
1-1/2"	3/4"	***ER1575***	**8.15**
1-1/2"	7/8"	***ER1587***	**9.25**
1-1/2"	1"	***ER1510***	**9.50**
1-1/2"	1-1/4"	***ER15125***	**9.55**
1-3/4"	1-1/4"	***ER17125***	**13.05**
2-7/16"	1-1/4"	***ER27125***	**17.25**
2-7/16"	1-1/2"	***ER27150***	**17.25**
3"	2"	***ER3020***	**29.00**

Style Brute X-Pander

Compact Hand Pump



- designed for forestry service, fire departments, small distributors and ski areas
- All-in-one design means fewer parts and no hydraulic connections making the X-Pander reliable and service free.
- may be used to attach 1" through 3" couplings
- ideal for in-house use or mounted in a service van for field repairs
- size: 13" wide x 17" deep x 10" high
- weight: 45 lbs.

Part #	Price/E
BruteXpand	**$8420.60**

Note: Brute expanders *do not* include any expansion unit assemblies. They must be ordered separately.

Expansion Unit Assemblies



Description	Part #	Price/E
1½"	***16154***	**$1132.20**
2½" (Storz also)	***16171***	**1098.75**

For a complete list of all available expansion units and sizes contact the factory for assistance.

Synthetic Mill Hose

Ideal for open end discharge applications. ***Not intended for fire fighting service.***

Outer construction:
single jacket, all polyester

Tube construction:
black, natural rubber liner

Consult the factory for pricing and availability for any of the following features:

- 75' lengths
- other threads and configurations

rated pressure: **250 PSI** *
working pressure: **112 PSI** *
* at ambient temperature (70°F)

Uncoupled

Size	Bowl	Length	Part #	Price/E
1"	1-1/4"	50'	***M10-50UC***	**$86.35**
1"	1-1/4"	100'	***M10-100UC***	**172.70**
1½"	1-11/16"	25'	***M15-25UC***	**47.60**
1½"	1-11/16"	50'	***M15-50UC***	**95.20**
1½"	1-11/16"	100'	***M15-100UC***	**190.40**
2"	2-1/4"	25'	***M20-25UC***	**55.00**
2"	2-1/4"	50'	***M20-50UC***	**110.00**
2"	2-1/4"	100'	***M20-100UC***	**220.00**
2½"	2-11/16"	25'	***M25-25UC***	**76.15**
2½"	2-11/16"	50'	***M25-50UC***	**152.25**
2½"	2-11/16"	100'	***M25-100UC***	**304.50**
3"	3-3/8"	25'	***M30-25UC***	**91.15**
3"	3-3/8"	50'	***M30-50UC***	**182.35**
3"	3-3/8"	100'	***M30-100UC***	**364.65**
4"	4-3/8"	25'	***M40-25UC***	**138.90**
4"	4-3/8"	50'	***M40-50UC***	**277.80**
4"	4-3/8"	100'	***M40-100UC***	**555.60**
6"	6-3/8"	25'	***M60-25UC***	**244.20**
6"	6-3/8"	50'	***M60-50UC***	**488.40**



uncoupled

Coupled **with female and male expansion ring couplings**

Size	Length	Part #	Rocker Lug Aluminum *NST (NH)* **RAF**	Rocker Lug Aluminum *NPSH* **RAS**
1½"	50'	***M15-50***	**$182.80**	**$183.65**
1½"	100'	***M15100***	**267.80**	**267.80**
2"	50'	***M20-50***	**---**	**269.25**
2"	100'	***M20100***	**---**	**362.50**
2½"	25'	***M25-25***	**204.55**	**---**
2½"	50'	***M25-50***	**297.55**	**---**
2½"	100'	***M25100***	**447.35**	**---**



coupled

Mill Hose - White

Ideal for open end discharge applications. ***Not intended for fire fighting service.***

Outer construction:
single jacket, all polyester

Tube construction:
black, natural rubber liner

Consult the factory for pricing and availability for any of the following features:
- additional lengths
- other configurations



Coupled with NPSH female and male King short shank couplings, preformed clamps Aluminum shank with brass pin lug swivel nut

Size	Clamps per End	Length	Working Pressure PSI at 70°F	Part #	Price/E
1½"	2	25'	**75**	***M15-25KAS***	**$84.70**
1½"	2	50'	**75**	***M15-50KAS***	**141.40**
2"	2	25'	**75**	***M20-25KAS***	**108.50**
2"	2	50'	**75**	***M20-50KAS***	**168.60**
2½"	2	25'	**50**	***M25-25KAS***	**139.35**
2½"	2	50'	**50**	***M25-50KAS***	**217.00**
3"	3	25'	**50**	***M30-25KAS***	**173.00**
3"	3	50'	**50**	***M30-50KAS***	**263.80**



Coupled with NST (NH) female and male King short shank couplings, preformed clamps Aluminum shank with brass pin lug swivel nut

Size	Clamps per End	Length	Working Pressure PSI at 70°F	Part #	Price/E
1½"	2	25'	**75**	***M15-25KAF***	**$100.60**
1½"	2	50'	**75**	***M15-50KAF***	**156.45**
2½"	2	25'	**50**	***M25-25KAF***	**158.50**
2½"	2	50'	**50**	***M25-50KAF***	**236.15**



Coupled with female and male (C & E) global aluminum cam and groove, preformed clamps

Size	Clamps per End	Length	Working Pressure PSI at 70°F	Part #	Price/E
1½"	2	25'	**112**	***M15-25GAX***	**$98.35**
1½"	2	50'	**112**	***M15-50GAX***	**152.50**
2"	2	25'	**112**	***M20-25GAX***	**128.40**
2"	2	50'	**112**	***M20-50GAX***	**188.40**
2½"	2	25'	**112**	***M25-25GAX***	**154.60**
2½"	2	50'	**112**	***M25-50GAX***	**232.30**
3"	2	25'	**112**	***M30-25GAX***	**177.40**
3"	2	50'	**112**	***M30-50GAX***	**268.30**
4"	2	25'	**112**	***M40-25GAX***	**258.55**
4"	2	50'	**112**	***M40-50GAX***	**410.75**

New

Synthetic Double Jacket Mill Hose - Uncoupled

Ideal for open end discharge applications. ***Not intended for fire fighting service.***

Outer construction:
double jacket, all polyester

Tube construction:
black, natural rubber liner

rated pressure: **250 PSI** *
working pressure: **200 PSI** *
* at ambient temperature (70°F)



uncoupled

Uncoupled

Size	Bowl	Length	Part #	Price/E
1½"	1-13/16"	50'	***DM15-50UC***	**$171.15**
1½"	1-13/16"	100'	***DM15-100UC***	**342.25**
2"	2-5/16"	50'	***DM20-50UC***	**210.20**
2"	2-5/16"	100'	***DM20-100UC***	**420.40**
2½"	2-7/8"	50'	***DM25-50UC***	**253.10**
2½"	2-7/8"	100'	***DM25-100UC***	**506.20**

Polyester Double Jacket Mill Hose - Coupled

Not intended for fire fighting service.

Outer construction:
double jacket, all polyester

Tube construction:
black, natural rubber liner

rated pressure: **250 PSI** *
working pressure: **200 PSI** *
* at ambient temperature (70°F)

***Coupled* with female and male NST (NH) thread, rocker lug, aluminum expansion ring couplings**



coupled

Size	Bowl	Length	Part #	Price/E
1½"	1-13/16"	50'	***DM15-50RAF***	**$222.90**
1½"	1-13/16"	100'	***DM15100RAF***	**411.30**
2½"	2-7/8"	50'	***DM25-50RAF***	**345.80**
2½"	2-7/8"	100'	***DM25100RAF***	**610.40**

New for 2012

***Coupled* with male (NPT) x male (NPT) thread, rocker lug, aluminum expansion ring couplings**



Size	Bowl	Length	Part #	Price/E
1½"	1-13/16"	50'	***DM15-50RAT***	**$280.15**
1½"	1-13/16"	100'	***DM15100RAT***	**423.50**
2"	2-5/16"	50'	***DM20-50RAT***	**351.85**
2"	2-5/16"	100'	***DM20100RAT***	**540.75**
2½"	2-7/8"	50'	***DM25-50RAT***	**410.45**
2½"	2-7/8"	100'	***DM25100RAT***	**625.45**

300# Single Jacket All Polyester Fire Hose

Outer construction:
single jacket, all polyester

Tube construction:
EPDM rubber lining

proof pressure: **300 PSI** *
service test pressure: **150 PSI** *
working pressure: **135 PSI** *
* at ambient temperature (70°F)

Consult the factory for pricing and availability for any of the following features:

- 25' and 75' lengths
- U/L labeled hoses
- other threads and configurations



uncoupled

Uncoupled

Size	Bowl	Length	Part #	Price/E
1½"	1-3/4"	50'	***A315-50UC***	**$169.70**
1½"	1-3/4"	100'	***A315-100UC***	**339.40**
2"	2-1/4"	50'	***A320-50UC***	**276.70**
2"	2-1/4"	100'	***A320-100UC***	**553.40**
2½"	2-13/16"	50'	***A325-50UC***	**297.85**
2½"	2-13/16"	100'	***A325-100UC***	**595.70**
3"	3-3/8"	50'	***A330-50UC***	**465.00**
3"	3-3/8"	100'	***A330-100UC***	**930.00**



coupled

Coupled **with female and male expansion ring couplings**

Size	Length	Part #	Rocker Lug Aluminum *NST (NH)* **RAF**	Rocker Lug Brass *NST (NH)* **RBF**	Pin Lug Brass *NST (NH)* **PBF**	Rocker Lug Aluminum *NPSH* **RAS**
1½"	50'	***A315-50***	**$258.45**	**$289.45**	**$312.50**	**$258.45**
1½"	100'	***A315100***	**439.00**	**489.55**	**507.25**	**439.00**
2"	50"	***A320-50***	**---**	**---**	**---**	**550.10**
2"	100'	***A320100***	**---**	**---**	**---**	**840.60**
2½"	50'	***A325-50***	**430.10**	**562.30**	**592.35**	**430.10**
2½"	100'	***A325100***	**793.50**	**902.70**	**959.80**	**793.50**
3"	50'	***A330-50***	**---**	**---**	**---**	**785.00**
3"	100'	***A330100***	**---**	**---**	**---**	**1273.25**

500# Single Jacket All Polyester Fire Hose

Outer construction: single jacket, all polyester

Tube construction: EPDM rubber lining

proof pressure: **500 PSI** *
service test pressure: **250 PSI** *
working pressure: **225 PSI** *
* at ambient temperature (70°F)

Consult the factory for pricing and availability for any of the following features:
- 75' lengths
- U/L labeled hoses
- other threads and configurations



uncoupled

Uncoupled

Size	Bowl	Length	Part #	Price/E
1"	1-1/4"	50'	***A510-50UC***	**$154.20**
1"	1-1/4"	100'	***A510-100UC*** New	**308.40**
1½"	1-3/4"	50'	***A515-50UC***	**185.45**
1½"	1-3/4"	100'	***A515-100UC***	**370.90**
2½"	2-13/16"	50'	***A525-50UC***	**313.00**
2½"	2-13/16"	100'	***A525-100UC***	**626.00**

***Coupled* with female and male expansion ring couplings**

Size	Length	Part #	Rocker Lug Aluminum *NST (NH)* **RAF**	Rocker Lug Brass *NST (NH)* **RBF**	Pin Lug Brass *NST (NH)* **PBF**	Rocker Lug Aluminum *NPSH* **RAS**
1"	50'	***A510-50***	**---**	**---**	**---**	**$267.90**
1"	100'	***A510100***	**---**	**---**	**---**	**451.20**
1½"	25'	***A515-25***	**$199.30**	**---**	**---**	**199.30**
1½"	50'	***A515-50***	**273.20**	**$314.75**	**$365.60**	**273.20**
1½"	100'	***A515100***	**448.65**	**489.50**	**521.30**	**448.65**
2½"	25'	***A525-25***	**329.15**	**---**	**---**	**329.15**
2½"	50'	***A525-50***	**458.40**	**594.40**	**626.20**	**458.40**
2½"	100'	***A525100***	**751.70**	**878.35**	**909.25**	**751.70**



coupled

500# Single Jacket All-Polyester Fire Hose - UL labeled

Outer construction:
single jacket, all polyester

Tube construction:
EPDM rubber lining

proof pressure: **500 PSI** *
service test pressure: **250 PSI** *
working pressure: **225 PSI** *
* at ambient temperature (70°F)

- Underwriters Listed

Consult the factory for pricing and availability for any of the following features:
- impregnated hose
- other lengths
- other threads and configurations



coupled

***Coupled* with female and male NST expansion ring couplings**

Size	Coupling Type	Length	Part #	Price/E
1½"	combo lug, brass	50'	***A515U50CBF***	**$360.50**
1½"	combo lug, brass	75'	***A515U75CBF***	**490.90**
1½"	combo lug, brass	100'	***A515U100CBF***	**657.70**
2½"	combo lug, brass	50"	***A525U50CBF***	**625.00**

500# Single Jacket Fire Hose - Color Impregnated

Outer construction:
single jacket
Tube construction:
EPDM rubber lining

proof pressure: **500 PSI** *
service test pressure: **250 PSI** *
working pressure: **225 PSI** *
* at ambient temperature (70°F)

Consult the factory for pricing and availability for any of the following features:
- other colors
- other lengths
- other threads and configurations



coupled

***Coupled* with female and male expansion ring couplings**

Size	Coupling Type	Length	Color	Part #	Price/E
1½"	rocker lug, aluminum, NST	50'	yellow	***A515Y50RAF***	**$318.50**
1½"	rocker lug, aluminum, NST	50'	red	***A515R50RAF***	**318.50**
1½"	rocker lug, aluminum, NST	50'	orange	***A515OR50RAF*** New	**318.50**
1½"	rocker lug, aluminum, NPSH	50'	orange	***A515OR50RAS***	**318.50**

800# Double Jacket All Polyester Fire Hose

Outer construction:
double jacket, all polyester

Tube construction:
EPDM rubber lining

proof pressure: **800 PSI** *
service test pressure: **400 PSI** *
working pressure: **360 PSI** *
* at ambient temperature (70°F)



coupled

Consult the factory for pricing and availability for any of the following features:

- 75' lengths
- other threads and configurations

***Coupled* with female and male expansion ring couplings**

Size	Length	Part #	Rocker Lug Aluminum *NST (NH)* **RAF**	Rocker Lug Brass *NST (NH)* **RBF**	Pin Lug Brass *NST (NH)* **PBF**	Rocker Lug Aluminum *NPSH* **RAS**
1½"	25'	***D815-25***	**$220.00**	**---**	**---**	**---**
1½"	50'	***D815-50***	**339.70**	**$361.95**	**$412.35**	**$339.70**
1½"	100'	***D815100***	**579.10**	**601.40**	**647.20**	**579.10**
2½"	25'	***D825-25***	**370.30**	**---**	**---**	**---**
2½"	50'	***D825-50***	**560.80**	**698.75**	**741.70**	**560.80**
2½"	100'	***D825100***	**1013.40**	**1087.15**	**1168.40**	**1013.40**

800# Double Jacket All Polyester Fire Hose - Yellow Impregnated

Outer construction:
double jacket, all polyester

Tube construction: black, extruded synthetic rubber

Impregnation:
yellow

proof pressure: **800 PSI** *
service test pressure: **400 PSI** *
working pressure: **360 PSI** *
* at ambient temperature (70°F)



coupled

Consult the factory for pricing and availability for any of the following features:

- other lengths, threads, colors and configurations

***Coupled* with female and male NST (NH) thread, rocker lug, aluminum expansion ring couplings**

Size	Length	Part #	Price/E
1½"	50'	***D815Y50RAF***	**$400.95**
1½"	100'	***D815Y100RAF***	**701.60**
2½"	50'	***D825Y50RAF***	**631.10**
2½"	100'	***D825Y100RAF***	**1113.65**

Blue Double Jacket Potable Water Hose

Outer construction:
double jacket, all polyester

Tube construction:
thermoplastic

Impregnation: blue
(color coded for water)

proof pressure: **600 PSI** *
service test pressure: **300 PSI** *
working pressure: **270 PSI** *
* at ambient temperature (70°F)



coupled

- NSF 61 approved lining for potable water

***Coupled* with female and male thread, rocker lug, brass expansion ring couplings**

Size	Length	Thread	Part #	Price/E
1½"	50'	NPSH	***PW615B50RBS***	**$499.70**
1½"	100'	NPSH	***PW615B100RBS***	**765.60**
2½"	50'	NPSH	***PW625B50RBS***	**831.60**
2½"	100'	NPSH	***PW625B100RBS***	**1291.65**
2½"	50'	NST	***PW625B50RBF***	**831.60**

new

500# All Polyester Rack Hose - Aluminum Couplings non-UL Labeled

Outer construction:
single jacket, all polyester

Tube construction:
clear thermoplastic

proof pressure: **500 PSI** *
service test pressure: **250 PSI** *
working pressure: **225 PSI** *
* at ambient temperature (70°F)

- ***Not*** to be used for washdown
  For pin rack service / emergency fire fighting only.



folded

Coupled **with female and male aluminum expansion ring couplings**

Size	Length	Thread	*Folded* Part #	Price	*Coiled* Part #	Price
1½"	50'	NST	***R515-50RAF/F***	**$211.00**	***R515-50RAF***	**$211.00**
1½"	50'	NPSH	***R515-50RAS/F***	**211.00**	***R515-50RAS***	**211.00**
1½"	100'	NST	***R515100RAF/F***	**332.80**	***R515100RAF***	**332.80**
1½"	100'	NPSH	***R515100RAS/F***	**332.80**	***R515100RAS***	**332.80**



coiled

500# All Polyester Rack Hose - Aluminum Couplings UL Labeled

Outer construction:
single jacket, all polyester

Tube construction:
clear thermoplastic

proof pressure: **300 PSI** *
service test pressure: **150 PSI** *
working pressure: **135 PSI** *
* at ambient temperature (70°F)

- Underwriters Listed
- ***Not*** to be used for washdown
  For pin rack service / emergency fire fighting only.



folded

Coupled **with female and male aluminum expansion ring couplings**

Size	Length	Thread	*Folded* Part #	Price	*Coiled* Part #	Price
1½"	50'	NST	***R515U50RAF/F***	**$239.45**	***R515U50RAF***	**$239.45**
1½"	50'	NPSH	***R515U50RAS/F***	**239.45**	***R515U50RAS***	**239.45**
1½"	100'	NST	***R515U100RAF/F***	**429.55**	***R515U100RAF***	**429.55**
1½"	100'	NPSH	***R515U100RAS/F***	**429.55**	***R515U100RAS***	**429.55**



coiled

500# All Polyester Rack Hose - Brass Couplings non-UL Labeled



folded



coiled

Outer construction:
single jacket, all polyester

Tube construction:
clear thermoplastic

proof pressure: **500 PSI** *
service test pressure: **250 PSI** *
working pressure: **225 PSI** *
* at ambient temperature (70°F)

- ***Not*** to be used for washdown
  For pin rack service / emergency fire fighting only.

Coupled **with female and male brass expansion ring couplings**

Size	Length	Thread	*Folded* Part #	Price	*Coiled* Part #	Price
1½"	50'	NST	***R515-50CBF/F***	**$233.70**	***R515-50CBF***	**$233.70**
1½"	100'	NST	***R515100CBF/F***	**375.00**	***R515100CBF***	**375.00**

500# All Polyester Rack Hose - Brass Couplings UL Labeled



folded



coiled

Outer construction:
single jacket, all polyester

Tube construction:
clear thermoplastic

proof pressure: **300 PSI** *
service test pressure: **150 PSI** *
working pressure: **135 PSI** *
* at ambient temperature (70°F)

- Underwriters Listed
- ***Not*** to be used for washdown
  For pin rack service / emergency fire fighting only.

Coupled **with female and male brass expansion ring couplings**

Size	Length	Thread	*Folded* Part #	Price	*Coiled* Part #	Price
1½"	50'	NST	***R515U50CBF/F***	**$261.85**	***R515U50CBF***	**$261.85**
1½"	100'	NST	***R515U100CBF/F***	**454.10**	***R515U100CBF***	**454.10**

MSHA Approved Mine Fire Hose

Approved by MSHA - (Mine Safety and Health Administration), for all mine fire protection applications.



coupled

Outer construction: single jacket,
flame resistant synthetic

Tube construction:
flame resistant lining

Coupled **with female and male expansion ring couplings**

Size	Length	Part #	Proof Pressure at 70°F	Service Test Pressure at 70°F	Working Pressure at 70°F	Rocker Lug Aluminum *NST (NH)* **RAF**	Rocker Lug Aluminum *NPSH* **RAS**
1½"	50'	***SM515W50***	**500**	**250**	**225**	**$544.70**	**$544.70**
1½"	50'	***DM815W50***	**800**	**400**	**360**	**660.00**	**660.00**

400# Nitrile Covered Fire Hose - Light Duty - Red

Outer construction:
thin ribbed nitrile
Tube construction:
nitrile

proof pressure: **400 PSI** *
service test pressure: **200 PSI** *
working pressure: **180 PSI** *
* at ambient temperature (70°F)

- Synthetic rubber compound specially formulated for flexibility, as well as abrasion and chemical resistance. Ribbed for hose protection and easy handling.
- Ideal for industrial and construction washdown and discharge applications.



uncoupled

Uncoupled

Size	Bowl	Length	Part #	Price/E
2"	2-1/4"	50'	***H420R50UC***	**$529.40**

***Coupled* with Female and Male NPSH thread, brass expansion ring couplings with rocker lugs**

Size	Length	Part #	Price/E
2"	50'	***H420R50RBS***	**$731.85**



coupled

500# Nitrile Covered Fire Hose - Light Duty - Red

Outer construction:
thin ribbed nitrile
Tube construction:
nitrile

proof pressure: **500 PSI** *
service test pressure: **250 PSI** *
working pressure: **225 PSI** *
* at ambient temperature (70°F)

Consult the factory for pricing and availability for any of the following features:
- 25' lengths
- other colors, threads and configurations
- ideal for industrial and construction washdown and discharge applications.



uncoupled

Uncoupled

Size	Bowl	Length	Part #	Price/E
1½" 2½"	1-13/16" 2-13/16"	50' 50'	***H515R50UC*** ***H525R50UC***	**$379.20** **556.85**

***Coupled* with female and male expansion ring couplings**

Size	Length	Part #	Rocker Lug Aluminum *NST (NH)* **RAF**	Rocker Lug Brass *NST (NH)* **RBF**	Pin Lug Brass *NST (NH)* **PBF**	Rocker Lug Aluminum *NPSH* **RAS**
1½" 2½"	50' 50'	***H515R50*** ***H525R50***	**$474.65** **705.30**	**$495.85** **819.35**	**$522.35** **851.15**	**$474.65** **705.30**



coupled

Nitrile Covered Fire Hose - Heavy Duty - Yellow

Outer construction:
thick ribbed nitrile

Tube construction:
nitrile

proof pressure:
1½" - 3": **600 PSI**
4" - 5": **400 PSI**
6": **300 PSI**
service test pressure:
1½" - 3": **300 PSI**
4" - 5": **200 PSI**
6": **150 PSI**
working pressure:
1½" - 3": **270 PSI**
4" - 5": **180 PSI**
6": **135 PSI**

- Extruded interlocking matrix fire hose with 100% synthetic circular woven polyester reinforcement.
- heavy ribbed for severe service
- ideal for heavy-duty washdown, refineries and power plants
- all pressures listed are at ambient temperature (70°F)

Consult the factory for pricing and availability for any of the following features:
- 25' lengths
- other colors, threads and configurations



uncoupled

Uncoupled

Size	Bowl	Length	Part #	Price/E
1½"	1-13/16"	50'	***H615Y50UC***	**$583.35**
2"	2-1/4"	50'	***H620Y50UC***	**588.35**
2½"	2-13/16"	50'	***H625Y50UC***	**681.30**
3"	3-3/8"	50'	***H630Y50UC***	**780.35**
4"	4-3/8"	50'	***H440Y50UC***	**1076.55**
6"	6-3/8"	50'	***H360Y50UC***	**1734.00**



coupled

Coupled **with female and male expansion ring couplings**

Size	Length	Part #	Rocker Lug Aluminum *NST (NH)* **RAF**	Rocker Lug Brass *NST (NH)* **RBF**	Pin Lug Brass *NST (NH)* **PBF**	Rocker Lug Aluminum *NPSH* **RAS**
1½"	50'	***H615Y50***	**$535.60**	**$556.85**	**$583.35**	**$535.60**
2½"	50'	***H625Y50***	**811.40**	**875.00**	**928.00**	**811.40**



coupled

Coupled **with female and male segmented collar style couplings**

Size	Length	STORZ thread size	Part #	Price/E
4"	50'	4"	***H440Y50SZ***	**$1337.25**
5"	50'	5"	***H450Y50SZ***	**1650.75**

Chemical Booster Fire Hose

Coupled with female and male **NST (NH)** thread, hole type, chromed brass couplings. The vertical braid construction and red ozone resistant outer cover is designed to withstand the weathering and abrasion associated with severe service. See page 502 for hole type spanner wrench.



- working pressure: **800 PSI** at ambient temperature (70°F)

***Coupled* with female and male NST (NH) thread, chromed brass hole type couplings**

Size	Length	Part #	Price/E
¾"	50'	***80B07-50HCF***	**$1010.20**
¾"	100'	***80B07-100HCF***	**1679.05**
1"	50'	***80B10-50HCF***	**1200.30**
1"	100'	***80B10-100HCF***	**2016.25**

Aluminum Hose Type Booster Hose Couplings

- hardcoat finish
- complete set
- working pressure: **800 PSI** at ambient temperature (70°F)



Hose Size	Thread Type	Bowl Size	Part #	Price/E
¾"	1" NPSH	1-3/16"	***ABH08118***	**$174.40**
¾"	1" NPSH	1-1/4"	***ABH08125***	**174.40**
1"	1" NH (NST)	1-7/16"	***ABH10143F***	**203.70**
1"	1" NH (NST)	1-1/2"	***ABH10150F***	**203.70**
1"	1" NH (NST)	1-9/16"	***ABH10156F***	**203.70**

* *¾ and 1" NST threads are the same size*
Also known as **C**hemical **H**ose **T**hread (CHT) or Booster Hose Thread

Brass Hole Type Booster Hose Couplings

- polished chrome plated
- complete set
- working pressure: **800 PSI** at ambient temperature (70°F)



Hose Size	Thread Type	Bowl Size	Part #	Price/E
¾"	¾" NH (NST)	1-3/16"	***BW07118F-PC***	**$393.05**
¾"	¾" NH (NST)	1-1/4"	***BW07125F-PC***	**393.05**
1"	1" NH (NST)	1-7/16"	***BW10143F-PC***	**393.05**
1"	1" NH (NST)	1-1/2"	***BW10150F-PC***	**393.05**
1"	1" NH (NST)	1-9/16"	***BW10156F-PC***	**393.05**

* *¾ and 1" NST threads are the same size.*
Also known as **C**hemical **H**ose **T**hread (CHT) or Booster Hose Thread

New for 2012

FM Steel Hydrant House

The hydrant house is constructed of heavy 16-gauge steel throughout, including the shelves. The roof is one-piece construction, sloped to the rear for adequate drainage. It is hinged at the rear with arms at both sides and has a hasp centered in the front. Doors are fitted with a full-length latch and cross brace to insure firm and neat closing. Sufficient space is provided to store all equipment specified by both FM and NFPA standards, plus room for additional equipment.

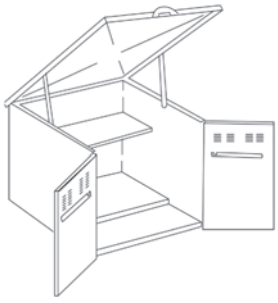

- red polyester coated finish
- FM approved
- 'FIRE HOSE' decal is provided for the cabinet front
- does not come with hose or accessories
- accessory hardware is required but is not included
- concrete base is to be supplied by a contractor
- shipped unassembled with instructions

Part #	Powhatan Part #	Price/E
HH30145	*30-145-00002*	**$2155.00**

Dimensions

cabinet #	width	depth	height
HH30145	45½"	45½"	34½"

New for 2012

FM Steel Hose Cabinet

The wall type hose cabinet is constructed of heavy 18-gauge steel throughout. It is used for storage for industrial fire protection equipment. The cabinet is designed for use on walls with or without legs, or free standing. Each cabinet is supplied with holes in the back for wall mounting and 1" pipe couplings on the bottom for adding legs.



- red polyester coated finish
- FM approved
- does not come with hose or accessories
- accessory hardware is required but is not included
- furnished without legs - if legs required - POR
- concrete base is to be supplied by a contractor

Part #	Powhatan Part #	Price
HC30143	*30-143-00001*	**$2025.00**

Dimensions

cabinet #	width	depth	height
HC30143	60"	15"	48"

Basic Approved Equipment for House/Cabinet

Examples			Quantity Required		
Part #	Description	Page #	FM	UL and FIA	ISO
A525-50RAF [1]	2½" x 50' single jacket hose	483	4	5	5
A515-50RAF [1]	1½" x 50' single jacket hose	483	2	0	0
UPP250F [1]	Underwriters play pipe	523	0	2	2
BFN250NST [1]	2½" adjustable fog nozzle	521	2	0	0
BFN150NST [1]	1½" adjustable fog nozzle	521	1	0	0
HA2515F [1]	2½" x 1½" pin lug adapter	512	1	0	0
HLS	hose and ladder strap	contact Dixon Powhatan	0	2	2
233	universal spanner	502	4	5	5
189	adjustable hydrant wrench	503	2	2	2
PHFA6	6 lb. fire axe	contact Dixon Powhatan	0	1	1
FCB48	crowbar	contact Dixon Powhatan	0	1	1
SW150 [1]	2½" hose coupling gasket	478	4	5	5
SW250 [1]	1½" hose coupling gasket	478	2	0	0

[1] Threads must be appropriate to the authority having jurisdiction.

Style V Swing Wall Reels





hose and valve not included

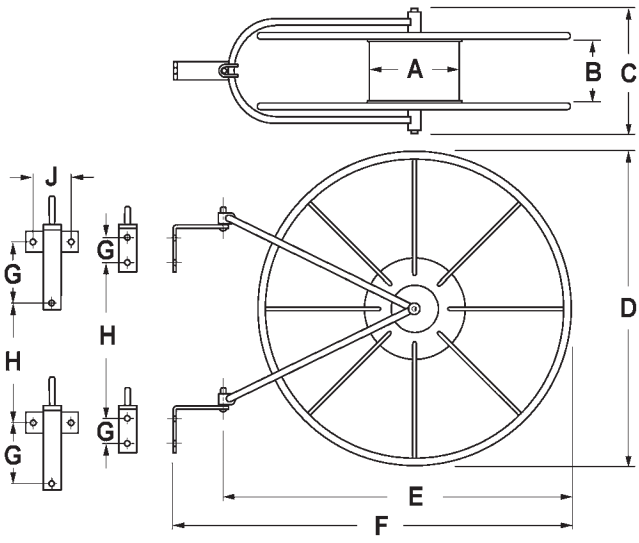

- Pivot mounting allows the reel to swing to the proper angle, preventing twists and kinks.
- red enameled all-steel construction for long, dependable service life
- Double row design of V5 holds two rows of hose for maximum capacity in minimum space.
- open sides allow hose to dry faster, preventing mold and mildew

Swing Wall Reels

Hose ID	Part #	Hose Capacity			A	B	C	D	E	F	G	H	Price/E
		Rack	Single	Double									
1½" - 1¾"	***FHR-V1***	100'	75'	50'	8"	3"	7½"	21"	23"	27"	2"	11-3/8"	**$250.00**
1½" - 1¾"	***FHR-V2***	150'	100'	75'	8"	3"	7½"	26"	29"	33"	2"	15"	**250.00**
1½"	***FHR-V5***	300'	200'	150'	8"	5½"	9½"	26"	30"	34"	2"	13"	**282.00**
2" - 2½"	***FHR-V5***	150'	100'	75'	8"	5½"	9½"	26"	30"	34"	2"	13"	**282.00**

Cover for Swing Wall Reels

- fluorescent red vinyl coated nylon with Velcro™ closures
- printed on both sides

used with	Dimensions	Part #	Price/E
FHR-V2	26" x 8"	***FHR-C***	**$64.45**
FHR-V1	21" x 6"	***FHR-C1***	**51.25**
FHR-V5	26" x 10"	***HSRC26***	**66.30**

Swing Type Hose Storage Reels

- steel construction
- red enamel finish
- 180° swing
- small reel hub allows for more hose storage



Hose ID	Part #	Hose Capacity		Price/E
		Light Weight	Rubber Lined	
1½"	***HSR18***	150'	50' - 75'	**$263.75**
1½"	***HSR24***	250'	100'	**316.65**
2½"	***HSR25-24***	100'	100'	**478.90**

Cover for Swing Type Hose Storage Reels

Cover for	Fits Hose Reel Diameter	Part #	Price/E
HSR18	16" - 18"	***HSRC18***	**$49.35**
HSR24	24"	***HSRC24***	**59.75**
HSR25-24	24" - 25"	***HSRC25-24***	**57.55**



Continuous Flow Reels

Used to allow immediate and continuous flow of water at all times during deployment of hose. Can be easily operated by one person. Use with non-collapsible hose (hose not included) shown on page 489.

Standard Features:
- powder coated with an electrostatically-applied, thermally-fused, red polyester finish steel drum
- rims and universal mounting stand
- female NPT inlet with male NST outlet

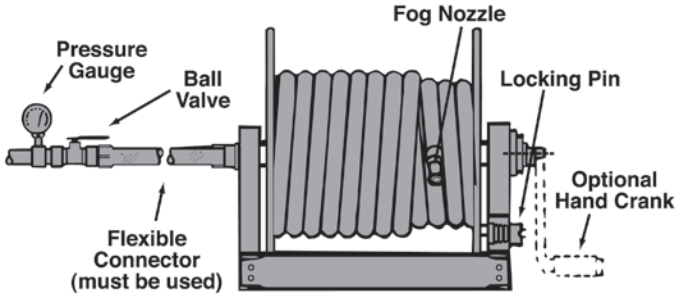

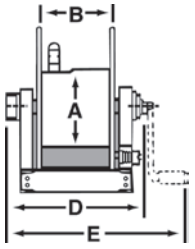

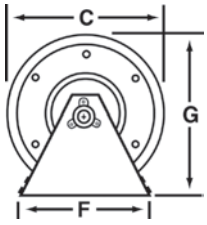

Part #	Hose Size and Capacity			Dimensions (inches)							Inlet Size (inches)	Outlet Size (inches)	Wt. (lbs)	Price/E
	¾"	1"	1½"	A	B	C	D	E	F	G				
CFR47-1-100	150	125	---	10½	11½	24	19¼	24	21¾	26	1	1	53	**$1972.75**
CFR47-150-100	250	150	100	10½	20½	24	28¼	33	21¾	26	1½	1½	60	**1972.75**
CFR47-1-200	400	300	150	10½	28	24	35¾	40½	21¾	26	1½	1½	64	**2041.65**
CFR47-150-200	---	---	200	10½	34	24	41¾	46½	21¾	26	1½	1½	72	**2041.65**

Note: A flexible connector assembly must be installed directly between the hose reel inlet hub and the water supply. Failure to use the flexible connector assembly shall void the warranty.

Optional Accessories

Description	Part #	Price/E
1" x 18" flexible connector	***DX2836***	**$175.00**
1½" x 18" flexible connector	***DX2839***	**175.00**
hand crank	***CFR-HC***	**145.45**
repair kit (contains O-ring, PTFE retaining ring for the inlet casting, spacer washer, 2 steel retaining rings for the manifold)	***CFR-RK***	**114.15**

Cover for Continuous Flow Hose Reels



Cover for	Dimensions	Part #	Price/E
CFR47-1-100	26" x 20"	***CFR47-C1***	**$126.75**
CFR47-1-200	26" x 36"	***CFR47-C2***	**172.60**
CFR47-150-100	26" x 29"	***CFR47-C3***	**176.75**
CFR47-150-200	26" x 42"	***CFR47-C4***	**193.95**

Global Continuous Flow Reel
(original Wirt & Knox design)

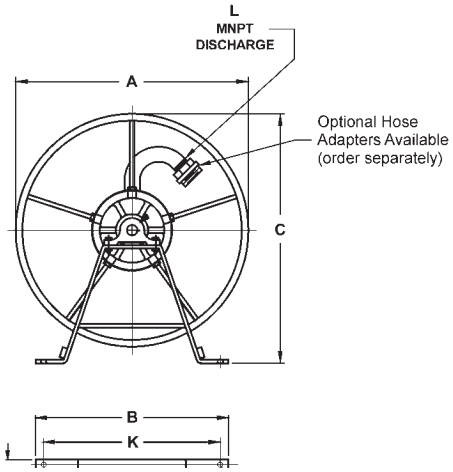

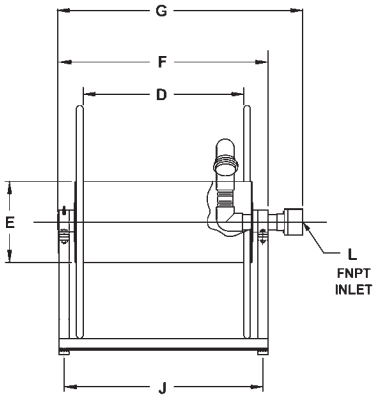



Part #	Dimensions										Wt. (lbs)	Price/E
	A	B	C	D	E	F	G	J	K	L		
FD47I-150-100	24"	19"	26"	20"	10"	26"	31"	24¾"	17"	1½"	92	**$745.10**

Global Continuous Flow Hose Reel Cover



Cover for	Dimensions	Part #	Price/E
FD47I-150-100	22" x 24" x 24"	***FD47-C2***	**$145.95**

Replacement Inlet Swivel Joints for Wirt & Knox Continuous Flow Reels



Size	Part #	Material	Weight (lbs)	List Price
1"	***1212-0534-4***	steel	3.3	**$248.50**
1½"	***1212-0540-4***	steel	5	**362.00**

Non-collapsible Fire and Utility Hose - Red

- working pressure: **150 PSI**

Consult the factory for pricing and availability for any of the following features:
- other lengths
- other threads and configurations

Coupled **with female and male NST (NH) thread, rocker lug, brass expansion ring couplings**



Size	Length	Part #	Price/E
1½"	50'	***15B15-50RBF***	**$964.70**
1½"	100'	***15B15-100RBF***	**1825.15**

Saddle Hose Racks - Steel



- can be used for fire or water hose
- fabricated of heavy, 12 gauge sheet steel for rugged industrial and shipboard use
- provides compact and economical hose storage
- curved saddle design avoids sharp bends in the hose prolonging hose life
- red enamel finish

Hose Size	Rack Capacity			Wt. Lbs.	Part #	Price/E
	Rack	Single Jacket	Double Jacket			
1½" - 1¾"	50'	---	---	---	***HR1610-3***	**$110.65**
1½" - 1¾"	100'	---	---	---	***HR1610-6***	**130.15**
1½" - 2½"	200'	150'	100'	7.8	***HR1610***	**162.80**
2" - 2½"	50'	---	---	---	***HR1610-4***	**119.45**

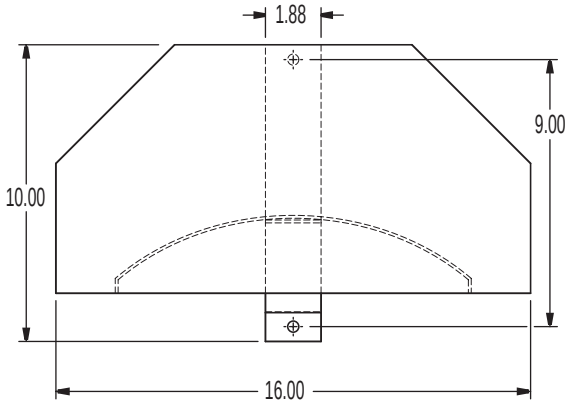

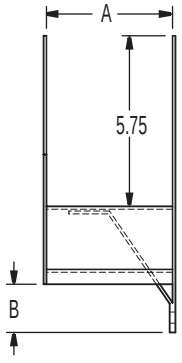

Model	Hose Size		Hose Capacity			Dimensions		Shipping Weight (lbs.)
			Synthetic Lined	Single Jacket	Double Jacket	A	B	
HR1610-3	1½"	1¾"	100'	75'	50'	3-1/8"	3/4"	6
HR1610-4	2"	2½"	100'	75'	50'	4-1/4"	1-5/8"	6
HR1610-6	1½"	1¾"	200'	150'	100'	6-1/4"	1-5/8"	7
HR1610	2"	2½"	200'	150'	100'	9"	3"	8

Hump Racks



- compact, neat and economical method of storing collapsible hose
- pivot mounting permits rack to swing, preventing kinks and twists
- rugged steel construction provides long, dependable service
- red enamel finish for protection and appearance
- open sides allow faster drying to prevent mold and mildew
- wall mounting brackets are standard

Hose Size	Hose Capacity			Part #	Price/E
	Synthetic	Single Jacket	Double Jacket		
1½" - 1¾"	100'	50'	---	***FHHR-1***	**$220.00**
1½" - 1¾"	150'	100'	50'	***FHHR-3***	**321.25**
2" - 2½"	100'	50'	---	***FHHR-2***	**220.00**
2" - 2½"	150'	100	50	***FHHR-4***	**327.30**
1½" - 1¾"	200'	150'	100'	***FHHR-5***	**340.65**

Cover for Hump Racks



Cover for	Dimensions	Part #	Price/E
FHHR-1 or FHHR-2	16" x 25½" x 6"	***FHHR-C***	**$118.90**
FHHR-3 or FHHR-4	24" x 29½" x 6"	***FHHR-C4***	**132.65**
FHHR-5	33½" x 35½" x 6"	***FHHR-C5***	**148.15**

Fire Hose Pin Rack and Accessories



FHPR150



PRN150F *PRWB*



PRC



PRC-SPANISH

Description	Part #	Price/E
Steel red enameled rack is Underwriters Listed and Factory Mutual approved. Holds up to 100' of 1½" rack hose. For use with ***PRN150F*** and ***AVF150***.	***FHPR150***	**$149.00**
Steel red enameled rack is Underwriters Listed and Factory Mutual approved. Holds up to 100' of 1½" rack hose. For use with ***PRN250F*** and ***AVF250***.	***FHPR2515***	**170.00**
1½" male NPT x 1½" male NST (NH), polished brass rack nipple	***PRN150F***	**36.60**
2½" male NPT x 2½" male NST (NH), polished brass rack nipple	***PRN250F***	**110.55**
Aluminum wall bracket used to support hose rack independent of stand pipe valve	***PRWB***	**91.60**
Hose rack cover in 10 oz. red vinyl with Velcro™ closures Dimensions: 25" high x 30" wide x 6" deep	***PRC***	**60.00**
	PRC-SPANISH New	**60.00**

Continuous Swiveling Elbows

Short style radius, 2½" measured from the center of the waterway to the end of the discharge thread.

- cast brass finish
- designed to allow a hose to swing when connected
- full waterway reduces friction loss



Female NPT x Male NST (NH)	Part #	Price/E
1½" x 1½"	***CSES150F***	**$270.00**
2" x 1½"	***CSES2015F***	**270.00**

Female NPT x Male NPT	Part #	Price/E
1½" x 1½"	***CSES150T***	**$270.00**

Angle and Suction Elbows

For use on pump discharge valves or suction inlets to minimize hose kinking.

- rocker lug



45°

Female NST (NH) x Male NST (NH)	Material	Part #	Price/E
45°, 2½" x 2½"	brass	***RSE45250F***	**$261.65**
45°, 2½" x 2½"	chromed brass	***RSE45250F-C***	**289.30**
90°, 2½" x 2½"	brass	***RSE90250F***	**210.10**

Cast Brass Angle Hose Valves

- cast brass with an aluminum handwheel
- for pressures up to **300 PSI**
- Underwriters Listed and Factory Mutual approved
- New York City Board of Standards and Appeals approved

Powhatan Cast Brass Domestic Angle Hose Valves



female x male

Description	Part #	Price/E	Pkg Qty
1½" female NPT x 1½" male NST (NH)	***AV150***	**$305.70**	10
2½" female NPT x 2½" male NST (NH)	***AV250***	**473.65**	6
1½" female NPT x 1½" female NPT	***AVF150***	**305.70**	10
2½" female NPT x 2½" female NPT	***AVF250***	**473.65**	6
1½" aluminum replacement handwheel	***AV150-W***	**27.85**	---
2½" aluminum replacement handwheel	***AV250-W***	**29.35**	---

Powhatan Cast Brass Global Angle Hose Valves



female x female

Description	Part #	Price/E	Pkg Qty
1½" female NPT x 1½" male NST (NH)	***AV150-I***	**$110.00**	10
2½" female NPT x 2½" male NST (NH)	***AV250-I***	**221.30**	6
1½" female NPT x 1½" female NPT	***AVF150-I***	**110.00**	10
2½" female NPT x 2½" female NPT	***AVF250-I***	**221.30**	6
2½" inlet grooved x 2½" male NH (NST)	***AVG250F-I*** New	**221.30**	---
2½" inlet grooved x 2½" female NPT	***AVGF250-I***	**221.30**	---
1½" aluminum replacement handwheel	***AV150-W***	**27.85**	---
2½" aluminum replacement handwheel	***AV250-W***	**29.35**	---

Global Forged Brass Angle Hose Valves



male x female



female x female

- Underwriters Listed and Factory Mutual approved
- for use with a fire hose rack assembly, or as a fire department outlet connection
- for pressures up to **300 PSI**
- forged brass with aluminum red painted hand wheel

Description	Part #	Price/E	Pkg Qty
1½" female NPT x 1½" male NST (NH)	***AV151***	**$155.50**	1
2½" female NPT x 2½" male NST (NH)	***AV251***	**288.30**	1
1½" female NPT x 1½" female NPT	***AVF151***	**155.50**	1
2½" female NPT x 2½" female NPT	***AVF251***	**288.30**	1
red handwheel for AV151	***AV151-WR***	**24.00**	---
red handwheel for AV251	***AV251-WR***	**33.70**	---

Adjustable Pressure Restricting Device



- intended for installation on Class I or Class III standpipe system hose outlets
- Use of this device restricts pressure in the piping system to such a degree that hose lines can be handled by persons untrained in the handling of heavy fire streams.
- listed by the New York City Board of Standards and Appeals
- 2½" is Underwriters Listed
- Note: *restricts under flow conditions only*

Female NST (NH) Inlet	Male NST (NH) Outlet	U/L	Working Pressure at 70°F	*Cast Brass* Dixon Part #	*Cast Brass* Powhatan Part #	Price/E
1½"	1½"	No	**175 PSI**	***APRD150F*** [1]	*18-255-00102*	**$340.30**
2½"	2½"	Yes	**175 PSI**	***APRD250F***	*18-255-00011*	**355.15**

[1] 1½" is *not* Underwriters Listed

Other threads and finishes, including chrome plated, are also available.
Consult factory for pricing and availability.

Roof Connections

Used to create roof connections, fire pump test connections, wall hydrants or sidewalk (free standing) hydrants.

- cast brass
- provides 250 GPM minimum per outlet
- Underwriters Listed
- for pressures up to **175 PSI** at ambient temperature (70°F)



straight



90°

Shape	Female NPT Inlet	(2) Outlets	Dixon Part #	Powhatan Part #	Price/E
straight	4"	2½" male NPT	***IRC4025***	---	**$207.20**
straight	4"	2½" male NST	***IRC4025F***	---	**207.20**
straight	6"	2½" male NPT	***FRC6025***	*26-294-00010*	**657.10**
straight	6"	2½" male NST	***FRC6025F***	*26-294-00011*	**657.10**
90°	4"	2½" male NPT	***90IRC4025***	---	**230.00**
90°	4"	2½" male NST	***90IRC4025F***	---	**230.00**
90°	6"	2½" male NPT	***90FRC6025***	*26-296-00008*	**607.70**
90°	6"	2½" male NST	***90FRC6025F***	*26-296-00011*	**607.70**

Roof manifolds are also available, consult the factory for pricing and availability.

Single Clapper Siamese Connections

Single swing clapper with two pin lug swivel inlets. Provides the required 500 GPM minimum to supplement the fire protection as an auxiliary inlet connection to the water supply (250 GPM minimum per inlet). The swing clapper design provides an unobstructed waterway. Exposed Fire Department Connections (FDC) provide an economical method to satisfy local fire codes.

- cast brass finish
- branding: Auto-Spkr only
- Underwriters Listed and Factory Mutual approved
- for use up to **250 PSI** at ambient temperature (70°F)



straight - back outlet

Back Outlet

Shape	Outlet Female NPT	(2) Inlets Female NH (NST)	Dixon Part #	Powhatan Part #	Price/E
straight	4"	2½"	***SCS4025F***	*21-201-01976*	**$265.20**
straight	4"	2½"	***ISCS4025F***	---	**231.35** New



90° - bottom outlet

Bottom Outlet

Shape	Outlet Female NPT	(2) Inlets Female NST (NH)	Dixon Part #	Powhatan Part #	Price/E
90°	4"	2½"	***90SCS4025F***	*21-202-00054*	**$360.95**
90°	4"	2½"	***90ISCS4025F***	---	**296.55** New

Double Clapper Siamese Connections

Double drop clappers with two pin lug swivel inlets. Provides the required 500 GPM minimum to supplement the fire protection as an auxiliary inlet connection to the water supply (250 GPM minimum per inlet). Exposed Fire Department Connections (FDC) provide an economical method to satisfy local fire codes.

- cast brass finish
- branding: Auto-Spkr, other branding also available (consult the factory for pricing and availability)
- 4" is Underwriters Listed and Factory Mutual approved
- for use up to **175 PSI** at ambient temperature (70°F)



straight - back outlet



90° - bottom outlet

Shape	Female NPT Outlet	(2) Female NST (NH) Inlets	Dixon Part #	Powhatan Part #	Price/E
straight	4"	2½"	***DCS4025F***	*21-132-00016*	**$855.70**
90°	4"	2½"	***90DCS4025F***	*21-133-00008*	**847.10**
straight	6"	2½"	***DCS6025F*** [1]	*21-132-00061*	**962.45**
90°	6"	2½"	***90DCS6025F*** [1]	*21-133-00060*	**867.25**

[1] 6" is *not* Underwriters Listed or Factory Mutual approved

New for 2012

Sleeve for Sidewalk Connections (free standing)



Used in conjunction with a sidewalk escutcheon and a 90° double clapper Siamese to create a sidewalk (free standing) fire department connection.

- material: *cast brass*
- finish: -P polished, -C polished chrome plated

Pipe Size	Length	Part #	Powhatan Part #	Price
4"	18"	***SS418-P***	*23-404-00003*	**$363.65**
	18"	***SS418-C***	*23-404-00005*	**412.15**
	24"	***SS424-P***	*23-404-00014*	**455.75**
	24"	***SS424-C***	*23-404-00124*	**533.35**
6"	18"	***SS618-P***	*23-404-00011*	**436.40**
	18"	***SS618-C***	*23-404-00012*	**460.60**

New for 2012

Round Identification Plates

Used to trim out and identify exposed fire department connections.

- for Siamese, made in 9¼" diameter for 4" pipe and 11¼" diameter for 6" pipe
- branded: 'standpipe', 'auto-spkr', 'auto-spkr.-standpipe'
- material: *cast brass*
- finish: -P polished, -C polished chrome plated



Pipe Size	OD	Hole Size	Branding	Part #	Powhatan Part #	Price
2½"	7-5/8"	3-1/4"	Auto-Sprinkler	***REP250AS***	*24-209-00347*	**$75.65**
			Auto-Sprinkler	***REP250AS-P***	*24-209-00319*	**97.60**
			Auto-Sprinkler	***REP250AS-C***	*24-209-00364*	**137.75**
			Wall Hydrant	***REP250HY***	*24-209-00266*	**75.65**
			Pump Test	***REP250PT***	*24-209-00404*	**75.65**
			Standpipe	***REP250SP***	*24-209-00360*	**75.65**
			Standpipe	***REP250SP-P***	*24-209-00248*	**97.60**
			Standpipe	***REP250SP-C***	*24-209-00466*	**137.75**
4"	9-1/4"	4-5/8"	Auto-Sprinkler	***REP400AS***	*24-209-00283*	**153.90**
			Auto-Sprinkler	***REP400AS-P***	*24-209-00285*	**177.15**
			Auto-Sprinkler	***REP400AS-C***	*24-209-00286*	**227.35**
			Wall Hydrant	***REP400HY***	*24-209-00310*	**153.90**
			Standpipe	***REP400SP***	*24-209-00287*	**153.90**
			Standpipe	***REP400SP-P***	*24-209-00289*	**177.15**
			Standpipe	***REP400SP-C***	*24-209-00290*	**227.35**
			Auto-Sprinkler & Standpipe	***REP400AS/SP***	*24-209-00307*	**153.90**
6"	11-1/4"	6-3/4"	Auto-Sprinkler	***REP600AS***	*24-209-00299*	**195.90**
			Auto-Sprinkler	***REP600AS-P***	*24-209-00301*	**243.75**
			Auto-Sprinkler	***REP600AS-C***	*24-209-00480*	**293.80**
			Standpipe	***REP600SP***	*24-209-00303*	**195.90**
			Standpipe	***REP600SP-P***	*24-209-00305*	**243.75**
			Standpipe	***REP600SP-C***	*24-209-00302*	**293.80**

Brass Plain Wye with Pin Lugs

- female swivel, two male outlets
- divides one stream into two



Female NST (NH)	(2) Male NST (NH)	Dixon Part #	Powhatan Part #	Price/E
1½"	1½"	***PW15F15F***	*04-106-00009*	**$275.85**
2½"	1½"	***PW25F15F***	*04-106-00021*	**395.00**
2½"	2½"	***PW25F25F***	*04-106-00032*	**375.00**

Aluminum Plain Wye with Rocker Lugs

- female swivel, two male outlets
- divides one stream into two



Female Thread	(2) Male NPSH	Dixon Part #	Price/E
1" female NPSH	1"	***ARPW10S10S***	**$290.35**
1½" female NST(NH)	1"	***ARPW15F10S***	**430.50**

Brass Caps with Chain

- cast brass finish
- pin lug
- *NOT intended for pressure applications - for protection only* SAFETY ALERT

-***C*** polished chrome plated



rocker lug style

Size	Thread	Dixon Part #	Powhatan Part #	Price/E
1"	NST (NH)	***RFC100F*** [1]	*17-126-00026*	**$45.10**
1½"	NST (NH)	***FC150F***	*17-126-00038*	**21.40**
1½"	NST (NH)	***FC150F-C***	*17-126-00037*	**28.75**
1½"	NST (NH)	***RFC150F*** [1]	*17-126-00055*	**23.50**
2½"	NST (NH)	***FC250F***	*17-126-00303*	**32.00**
2½"	NST (NH)	***FC250F-C***	*17-126-00085*	**40.70**
2½"	NST (NH)	***RFC250F*** [1]	*17-126-00303*	**33.40**
3"	NST (NH)	***FC300F***	*17-126-00315*	**137.50**
4"	NST (NH)	***FC400F***	*17-126-00339*	**195.45**
4½"	NST (NH)	***FC450F***	*17-126-00350*	**195.45**
6"	NST (NH)	***FC600F***	*17-126-00364*	**294.40**
¾"	NPSH	***RFC075***	*17-126-00015*	**37.70**
1"	NPSH	***RFC100*** [1]	*17-126-01303*	**46.65**
1½"	NPSH	***FC150***	*17-126-00034*	**24.45**
2½"	NPSH	***FC250***	*17-126-00183*	**38.00**
3"	NPSH	***FC300***	*17-126-00312*	**144.45**
6"	NPSH	***FC600***	*17-126-00365*	**256.80**

[1] rocker lug

Brass Plugs with Chain

- cast brass finish
- pin lug
- *NOT intended for pressure applications - for protection only* SAFETY ALERT

-***C*** polished chrome plated



pin lug style

Size	Thread	Dixon Part #	Powhatan Part #	Price/E
1½"	NST (NH)	***FP150F***	*17-127-00008*	**$38.90**
2½"	NST (NH)	***FP250F***	*17-127-00147*	**55.40**
2½"	NST (NH)	***FP250F-C***	*17-127-00027*	**68.50**
2½"	NST (NH)	***RFP250F*** [1]	*17-127-00218*	**110.40**
3"	NST (NH)	***FP300F***	*17-127-00225*	**91.40**
1½"	NPSH	***FP150***	*17-127-00005*	**38.90**
2½"	NPSH	***FP250***	*17-127-00149*	**61.30**

[1] rocker lug

Aluminum Caps with Chain



- extruded hardcoated aluminum
- rocker lug

Size	Thread	Part #	Price/E
1"	NPSH	***AFC100***	**$29.85**
1½"	NPSH	***AFC150***	**34.25**
2"	NPSH	***AFC200***	**42.25**
1"	NST (NH)	***AFC100F***	**29.85**
1½"	NST (NH)	***AFC150F***	**34.25**
2"	NST (NH)	***AFC200F***	**42.25**
2½"	NST (NH)	***AFC250F***	**52.70**
3"	NST (NH)	***AFC300F***	**80.45**
4"	NST (NH)	***AFC400F***	**141.40**
4½"	NST (NH)	***AFC450F***	**163.35**
6"	NST (NH)	***AFC600F***	**297.35**
1½"	NPSH	***F-AFC150*** [1]	**28.00**
2½"	NPSH	***F-AFC250*** [1]	**41.50**
1½"	NST	***F-AFC150F*** [1]	**28.00**
2½"	NST	***F-AFC250F*** [1]	**41.50**

[1] forged aluminum

Aluminum Plugs with Chain



- extruded hardcoated aluminum
- rocker lug

Size	Thread	Part #	Price/E
1½"	NST (NH)	***AFP150F***	**$57.50**
2½"	NST (NH)	***AFP250F***	**79.00**
3"	NST (NH)	***AFP300F***	**83.15**
4"	NST (NH)	***AFP400F***	**154.45**
4½"	NST (NH)	***AFP450F***	**196.00**
6"	NST (NH)	***AFP600F***	**288.00**

Not all sizes are stocked

Yellow Thermoplastic Hydrant Caps



polycarbonate hydrant cap with chain

- 1-1/8" pentagonal nut with weep hole
- with chain

Thread NH (NST)	Part #	Price
4½"	***PFCW450F-Y***	**$45.25**



polycarbonate hydrant cap

- 1-1/8" pentagonal nut with weep hole

Thread NH (NST)	Part #	Price
2½"	***PFCW250F-Y***	**$11.40**
4"	***PFCW400F-Y***	**15.85**

Red Thermoplastic FDC Plug



thermoplastic FDC plug

- fits standard 2½" NST female swivel
- withstands wide range of temperatures from **-4°F** to **200°F**
- 1-1/8" pentagonal nut with weep hole to allow for drainage
- removes from FDC with adjustable hydrant wrench
- patent pending

Thread NH (NST)	Part #	Price
2½"	***PP250F***	**$12.00**

Thermoplastic Caps with Chain

Prevents entry of foreign material and protects male outlet threads on valves and hydrants.

- red finish
- ***NOT** intended to be pressurized* SAFETY ALERT

Size	Thread	Part #	Price/E
1½"	NST (NH)	***PFCW150F***	**$15.10**
2½"	NST (NH)	***PFCW250F***	**15.95**
3"	NST (NH)	***PFCW300F***	**29.70**
1½"	NPSH	***PFCW150***	**15.10**
2"	NPSH	***PFCW200***	**21.50**



- red finish
- can be pressurized to **300 PSI**

Size	Thread	Part #	Price/E	Opt Qty
2½"	NST (NH)	***PFC250F***	**$39.00**	25



Thermoplastic Breakable Cap

Prevents entry of foreign material and protects female threads on pin lug fire department inlet connections.

- molded red thermoplastic
- used on pin lug females

Size	Part #	Price/E	Opt Qty
2½"	***PBC250***	**$8.00**	25



Thermoplastic Adjust-A-Plug

- molded red thermoplastic protective plug for swivel connections up to 2½"
- Two adjustable metal plates installed in back of the plug can be mated with your local thread.
- The plug can be easily removed with a fire department spanner wrench.

Part #	Price/E
PAP250	**$8.00**



Universal Hose Cap

Universal push on - pull off cap protects threads by gripping the valve or outlet on the inside of the waterway.

- ***NOT** intended to be pressurized* SAFETY ALERT

Size	Part #	Price/E
2½"	***PFC250U***	**$19.00**



Aluminum Breakable Cap

- for use on fire department inlet connections
- prevents entry of foreign matter and protects female threads
- breakable ears feature permits fast hose connection
- two eyebolts with nuts for attachment to female pin lug swivel
- painted red finish

Size	Part #	Price/E
2½"	***ABC250***	**$10.35**



Spanner and Hydrant Wrenches

Aluminum Universal Spanner Wrench



Part #	Price/E	Pkg Qty	Wt. (lbs)
USW	**$24.20**	25	.62

- for 3/4" to 3" pin lug and rocker lug couplings
- includes gas cock shutoff, pry bar and belt hook eye
- overall length 11-7/8"

Universal Wrench



Part #	Price/E	Wt. (lbs)
233	**$43.20**	1.16

- for pin lug or sensible (rocker) lug couplings 1" - 4½"
- a gas cock shutoff is provided in the handle
- iron, red epoxy painted
- overall length 11¾"

Aluminum Forestry Pocket Spanner Wrenches



FSW1



FSW2

Part #	Price/E	Wt. (lbs)
FSW1	**$38.40**	.6
FSW2	**38.40**	.12

- ***FSW1***: for use on 1" hoses only
  FSW2: for 1 and 1½" hose couplings
- meets USFDA specification 5100-101C
- overall length 5"

Hole Type Spanner Wrench



Part #	Price/E	Wt. (lbs)
HTSW	**$31.65**	.20

- Rugged and dependable compact hole spanner designed for use on ¾" and 1" booster hose couplings.
- constructed of AL-MAG 35
- overall length is 7½"

Storz Adjustable Hydrant Wrench



Part #	Price/E	Wt. (lbs)
SAHW	**$185.35**	6

- ductile iron head
- knurled chrome plated handle
- manganese bronze adjustable jaw

Storz Spanner Wrench



Part #	Price/E	Wt. (lbs)
SZW2	**$52.90**	1

- for use on 4", 5" and 6" Storz couplings
- one-piece design
- constructed of AL-MAG 35

Folding Pocket Spanner Wrenches



Material	Part #	Price/E	Wt. (lbs)
aluminum	***PSW***	**$40.90**	.30
brass	***PSW-B***	**149.35**	.72
die cast zinc	***PSW-Z***	**41.35**	.56
yellow plastic	***PSW-Y***	**62.40**	.27

- a compact wrench easily carried in your jacket pocket
- designed to fit ¾" to 3" sensible (rocker) lug and pin lug couplings

Spanner and Hydrant Wrenches

Adjustable Hydrant Wrench

- plated iron head and ½" plated steel handle
- for pentagon nuts up to 1¾"
- built-in spanner for pin or rocker lug couplings
- overall length 16¼"

Part #	Price/E	Pkg Qty	Wt. (lbs)
AHW	**$28.25**	20	2.7



Pigtail Adjustable Hydrant Wrench

- double spanner head fits pin lug or rocker (sensible) lug couplings, pentagon nuts up to 1½" from point to flat, 1½" - 6" rocker lug caps, 2" - 4½" pin lug caps, and square nuts up to 1-1/8"

Part #	Price/E	Wt. (lbs)
AHWPT	**$69.25**	4.5



Heavy Duty Adjustable Hydrant Wrench

- plated iron head, 7/8" plated steel handle
- for pentagon hydrant nuts up to 1¾" from point to flat
- notched to fit 1¼" square hydrant nut
- spanner for pin lug and sensible (rocker) lug couplings, 1½" thru 6"
- overall length 18"

Part #	Price/E	Pkg Qty	Wt. (lbs)
189	**$38.70**	15	4.7



Double Head Adjustable Hydrant Wrench

- for pentagon hydrant nuts up to 1-7/8" and square heads up to 1½"
- designed to fit ¾" - 6" rocker lug or pin lug couplings, can also be used for long handle couplings
- ductile iron head with a deeply knurled chrome plated steel handle
- replaceable adjustable jaw is made of manganese bronze
- overall length 19½"

Part #	Price/E	Wt. (lbs)
189DH	**$86.25**	5



5 Hole Hydrant Wrench

- 5 pentagon holes designed to fit common hydrant nut sizes
- built-in spanner for pin or rocker lug couplings
- plated iron
- overall length: 14¼"

Part #	Price/E	Pkg Qty	Wt. (lbs)
PHW	**$23.30**	25	1.94



Grip-All Spanner Wrench

- lightweight aluminum, fits ¾" - 6" split lug, rocker lug and pin lug couplings
- can be operated in tight quarters
- A gas cock shutoff is provided in the handle. The handle is shaped to fit your hand allowing a positive grip on the coupling.

Part #	Price/E	Wt. (lbs)
GAW	**$66.30**	.52



Long Handle Suction Spanner Wrench

- plated iron spanner for use on long handle, rocker lug, or pin lug couplings from 2½" - 6"
- open end slips over long handles for additional leverage while the claw fits rocker lugs or pin lugs, the other end can be used as a pry or crowbar
- inverted "T" body construction for lighter weight and improved strength
- can be used on Dixon's cam and groove pin lug or trapezoidal lug tank car adapters or 8" pin lug couplings
- overall length 18¾"

Part #	Price/E	Wt. (lbs)
LHW	**$360.85**	3.25



Additional spanner wrenches on page 275

Brass Single Hydrant Gate Valves



- pin lug swivel, non-rising stem
- aluminum speed handle, ***rubber seal***
- The hydrant gate valve is used to throttle the flow from a fire hydrant without damaging the hydrant itself.
- for use up to **175 PSI** (*water only*) at ambient temperature (70°F)

Female x Male	Part #	Price/E	Pkg Qty
2½" female NST (NH) x 2½" male NPSH	***HGV250***	**$419.35**	4
2½" female NST (NH) x 2½" male NST (NH)	***HGV250F***	**409.10**	4
replacement handle	***HGV250-H***	**18.00**	1

Single Hydrant Gate Valve with Handwheel



The hydrant gate valve is used to throttle the flow from a fire hydrant without damaging the hydrant itself.

- O-ring seal
- for use on standpipes and fire pumps where UL listing is required
- Underwriters Listed
- for use up to **175 PSI** (*water only*) at ambient temperature (70°F)

female inlet x male outlet

Female NST (NH) Inlet	Male NST (NH) Outlet	*Cast Red Brass* Part #	Price/E	Wt. (lbs)
2½"	2½"	***UHGV250F***	**$450.35**	9

replacement parts

Description	Part #	Price/E	Wt. (lbs)
replacement handwheel	***UHGV250-W***	**$23.00**	.5

Single Hydrant Gate Valve



- pin lug swivel, non-rising stem
- red handwheel, ***metal-metal seal***
- The hydrant gate valve is used to throttle the flow from a fire hydrant without damaging the hydrant itself.
- Underwriters Listed
- for use up to **300 PSI** (*water only*) at ambient temperature (70°F)

Female x Male	Part #	Price/E
2½" female NST (NH) x 2½" male NST (NH)	***HGVW250F***	**$613.00**
replacement wheel	***HGVW250-W***	**40.95**

Aluminum Single Hydrant Gate Valve



- pin lug swivel, non-rising stem
- aluminum speed handle, ***non-metallic seal***
- designed to protect fire hydrants from damage that can occur if used for throttling
- for use up to **175 PSI** (*water only*) at ambient temperature (70°F)

Female x Male	*Aluminum Part #*	Price/E
2½" female NST (NH) x 2½" male NST (NH)	***AHGV250F***	**$666.60**
replacement handle	***AHGV250F-H***	**65.00**

Aluminum Global Single Hydrant Gate Valve



- pin lug swivel, non-rising stem
- aluminum speed handle
- designed to protect fire hydrants from damage that can occur if used for throttling
- for use up to **175 PSI** (*water only*) at ambient temperature (70°F)

Female x Male	*Aluminum Part #*	Price/E
2½" female NST (NH) x 2½" male NST (NH)	***AHGV250F-I***	**$394.30**

Non-Rising Stem Wedge Disc Gate Valves

- cast brass
- solid wedge disc with tapered seats
- red iron handwheel, with cap and chain
- for use up to **300 PSI** working pressure at ambient temperature (70°F)
- 2½" Underwriters Listed and Factory Mutual approved

Female NPT Inlet	Male NST (NH) Outlet	U/L	Working Pressure at 70°F	Dixon Part #	Powhatan Part #	Price/E	Pkg Qty
1½"	1½"	No	**300 PSI**	***WDGV150F***	---	**$200.60**	2
2½"	2½"	Yes	**300 PSI**	***WDGV250F***	*19-281-50000*	**888.45**	2

Note: *Not recommended for wet standpipe systems.* Use ***AV250*** on page 496 for wet standpipe systems.



WDGV250F

Non-rising Stem Wedge Disc Gate Valves

- forged brass, satin finish
- solid wedge disc with tapered seats
- straightway pattern
- red handwheel
- Underwriters Listed and Factory Mutual approved
- for use up to **300 PSI** working pressure at ambient temperature (70°F)
- for use on standpipes, fire pumps and hydrants

Female NPT Inlet	Male NST (NH) Outlet	U/L	Working Pressure at 70°F	Part #	Price/E
2½"	2½"	Yes	**300 PSI**	***WDGV251F***	**$481.30**
3"	2½"	Yes	**300 PSI**	***WDGV3025F***	**581.65**



Rising Stem Wedge Disc Gate Valves

- cast brass
- solid wedge disc with tapered seats
- red iron handwheel, with cap and chain
- 2½" Underwriters Listed

Female NPT Inlet	Male NST (NH) Outlet	U/L	Working Pressure at 70°F	Dixon Part #	Powhatan Part #	Price/E	Pkg Qty
2½"	2½"	No	**200 PSI**	***RWDGV250F***	*19-280-50000*	**$857.90**	2
3"	2½"	Yes	**300 PSI**	***RWDGV3025F***	*19-280-50001*	**1000.00**	2

Note: *Not recommended for wet standpipe systems.* Use ***AV250*** on page 496 for wet standpipe systems.



Backflow Preventer



Designed to give maximum protection against backflow caused by back-pressure or back-siphonage from a cross-connection wherein a contaminant hazard exists.

- consists of two spring-loaded poppet type check valves and a mechanically independent, hydraulically dependent pressure differential relief valve
- three top mounted test cocks ensure easy access during repair and maintenance
- supply pressures up to **175 PSIG** and water temperatures from **33°F** to **180°F**
- meets USC's FCCC and HR Manual, Sec. 10, ASSE 1015, AWWA C-510 and CSA B64.4 specifications
- Underwriters Listed and Factory Mutual approved

NPT	Working Pressure	Part #	Wt. (lbs)	Price/E
2"	**175 PSI**	***BFP200***	41	**$1501.80**

Create a Fire Hydrant Backflow Preventer by using the ***RSMSA25F20T*** (page 510) and the ***DMH2025F*** (page 517).

Brass Straight Globe Valves



male outlet

- cast brass with aluminum handwheel
- ideal for wet and combination systems
- used with a fire hose rack assembly, or as a fire department outlet connection
- for use up to **300 PSI** at ambient temperature (70°F)

Female NPT Inlet	Male NST (NH) Outlet	Dixon Part #	Powhatan Part #	Price/E
1½" 2½"	1½" 2½"	***SGV150F*** ***SGV250F***	*18-217-00010* *18-217-00083*	**$431.00** **610.55**



female outlet

Female NPT Inlet	Female NPT Outlet	Dixon Part #	Powhatan Part #	Price/E
1½" 2½"	1½" 2½"	***SGVF150*** ***SGVF250***	*18-217-00104* *18-217-00082*	**$431.00** **610.55**

Wharf Hydrants



- brass, cast finish
- used to provide a fire department outlet connection
- pentagon nut at top of spindle
- discourages unauthorized use
- hydrostatically tested for **300 PSI** at ambient temperature (70°F)

Female NPT Inlet	Male NST (NH) Outlet	Height Open	Height Closed	Dixon Part #	Powhatan Part #	Price/E
3"	2½"	16.4"	14.25"	***WHYD3025F***	*18-251-00008*	**$878.85**
4"	2½"	16.4"	14.25"	***WHYD4025F***	*18-251-00015*	**993.65**
4"	4½"	18.2"	15.6"	***WHYD4045F***	*18-251-00017*	**1146.50**

replacement part

Description	Part #	Price/E
handwheel	***46-030-00025***	**$19.00**

Brass ¼ Turn Plug Type Wye Valves

- cast brass
- *not recommended for charged preconnected hose lines* SAFETY ALERT
- for use up to **175 PSI** (*water only*) at ambient temperature (70°F)



Female x Male	Dixon Part #	Powhatan Part #	Price/E	Pkg Qty
2½" female NST (NH) x 1½" male NST (NH)	***S6175***	*06-175-00212*	**$748.75**	5
2½" female NST (NH) x 1½" male NPSH	***S6175S***	*06-175-00223*	**813.00**	5
replacement handle	***S6175-H***	*43-184-00002*	**62.70**	1

Brass ¼ Turn Ball Type Wye Valve

- cast finish
- rocker lug swivel
- handles are not field replaceable
- operates easily under high pressure
- NSN# 4210-00-255-0234
- for use up to **175 PSI** (*water only*) at ambient temperature (70°F)



Female x Male	Dixon Part #	Powhatan Part #	Price/E
2½" female NST (NH) x 1½" male NPSH	***S7337S***	*07-337-00196*	**$1084.00**

Brass Full Flow ¼ Turn Ball Type Hose Valves

- cast brass
- recommended for charged preconnected hose lines
- for use up to **175 PSI** (*water only*) at ambient temperature (70°F)



Female x Male	Dixon Part #	Powhatan Part #	Price/E
1½" NST (NH) x 1½" NST (NH)	***S7100-15***	*07-100-10003*	**$500.00**
2½" NST (NH) x 1½" NST (NH)	***S7100***	*07-100-20003*	**285.00**

Leader Line Wye ¼ Turn Ball Type Hose Valve

- body painted red with chrome trim
- rocker lug swivel
- for use up to **400 PSI** (*water only*) at ambient temperature (70°F)



Female x Male	Part #	Price/E
2½" NST (NH) x 1½" NST (NH)	***LLBV2515F***	**$742.45**

Straight Ball Drip Valves



This valve is designed to drain the low point of a system. It should be placed between the fire department connection and the swing check valve.

- will seal automatically under pressure
- install in the vertical position only
- working pressure: **175 PSI** at ambient temperature (70°F)

Male NPT	Male NPT	Part #	Wt. Lbs.	Price/E
½"	½"	***SBDV50***	.41	**$21.35**
¾"	¾"	***SBDV75***	.47	**27.35**

Angled Ball Drip Valves



- will seal automatically under pressure
- installed horizontally, the ball seats at approximately 8-10 PSI

Male NPT	Male NPT	Dixon Part #	Powhatan Part #	Wt. Lbs.	Price/E
½"	½"	***ASBDV50***	*23-181-00001*	1.0	**$156.30**
¾"	¾"	***ASBDV75***	*23-181-00002*	1.2	**156.30**

Chicago Pattern Valve



- cast brass with a round aluminum handwheel
- for use up to **175 PSI** at ambient temperature (70°F)

Male NPT Inlet	Male NST (NH) Outlet	Dixon Part #	Powhatan Part #	Price/E
1½"	1½"	***CPV150F***	*18-180-00008*	**$341.30**

New for 2012



Brass Male x Groove Adapter with Internal Lugs

- allows the conversion of a female NPT valve inlet to connect to groove piping

Male NPT	Groove Size	Length	Part #	Price/E
2½"	2½"	2-3/64"	***VMIL250***	**$42.00**

Brass Female Swivel Adapters - Pin Lug

- cast brass finish

Female NST (NH) Thread	Female NPT Thread	Dixon Part #	Powhatan Part #	Price/E
1½"	1½"	***SF150F***	*23-270-00431*	**$89.00**
2½"	1½"	***SF25F15T***	*23-270-00436*	**218.70**
2½"	2"	***SF25F20T***	*23-270-00437*	**155.60**
2½"	2½"	***SF250F***	*23-270-00008*	**104.45**
2½"	3"	***SF25F30T***	*23-270-00036*	**162.75**
3"	3"	***SF300F***	*23-270-00225*	**284.00**
4"	4"	***SF400F***	*23-270-10000*	**624.45**



Female NPSH Thread	Female NPT Thread	Dixon Part #	Powhatan Part #	Price/E
1½"	1½"	***SF150S***	*23-270-00507*	**$105.35**
2½"	2½"	***SF250S***	*23-270-00360*	**167.00**

Brass Female Swivel Adapters - Rocker Lug

- cast brass finish

Female NST (NH) Thread	Female NPT Thread	Dixon Part #	Powhatan Part #	Price/E
1½"	1½"	***RSF150F***	*23-270-00397*	**$89.00**
2½"	1½"	***RSF25F15T***	*23-270-00592*	**247.80**
2½"	2"	***RSF25F20T***	*23-270-00371*	**155.60**
2½"	2½"	***RSF250F***	*23-270-00352*	**144.90**



Aluminum Female Swivel Adapters - Rocker Lug

- aluminum hardcoat finish

Female NST (NH) Thread	Female NPT Thread	Part #	Price/E
1½"	1½"	***ASF150F***	**$61.70**
2½"	2"	***ASF25F20T***	**142.15**
2½"	2½"	***ASF250F***	**154.45**
2½"	3"	***ASF25F30T***	**164.95**
2½"	4"	***ASF25F40T***	**218.20**
4"	4"	***ASF40F40T***	**387.90**
4½"	4"	***ASF45F40T***	**412.15**
6"	6"	***ASF60F60T***	**725.35**



Brass Female Swivel Suction Adapter with Screen - Rocker Lug

- cast brass finish
- suction intake with strainer screen

Female NST (NH) Thread	Female NPT Thread	Part #	Price/E
2½"	1½"	***RSFSA25F15T***	**$350.20**
2½"	2"	***RSFSA25F20T***	**350.20**
2½"	2½"	***RSFSA250F***	**335.40**
2½"	3"	***RSFSA25F30T***	**386.90**



Brass Male Swivel Adapters - Pin Lug



- cast brass finish

Female NST (NH) Thread	Male NPT Thread	Dixon Part #	Powhatan Part #	Wt. Lbs.	Price/E
1½"	1½"	***SM150F***	*09-215-00277*	1.0	**$70.00**
2½"	1½"	***SM25F15T***	*09-215-00367*	2.4	**154.75**
2½"	2"	***SM25F20T***	*09-215-00140*	2.5	**146.00**
2½"	2½"	***SM250F***	*09-215-00279*	2.8	**88.75**
2½"	3"	***SM25F30T***	*09-215-00110*	3.0	**174.30**
4"	4"	***SM400F***	*09-215-10000*	9.0	**557.50**

Female NH (NST) Thread	Male NH (NST) Thread	Dixon Part #	Powhatan Part #	Wt. Lbs.	Price/E
2½"	3"	***SM25F30F***	*09-215-00255*	3.0	**$271.10**

Female NPSH Thread	Male NPT Thread	Dixon Part #	Powhatan Part #	Wt. Lbs.	Price/E
1½"	1½"	***SM150S***	*09-215-00368*	.1	**$90.55**
2½"	2½"	***SM250S***	*09-215-00059*	3.0	**105.00**

Female NPSH Thread	Male NST (NH) Thread	Dixon Part #	Powhatan Part #	Wt. Lbs.	Price/E
1½"	1½"	***SM15S15F***	*09-215-00399*	1.0	**$161.25**

Brass Male Swivel Adapters - Rocker Lug



- cast brass finish

Female NST (NH) Thread	Male NPT Thread	Dixon Part #	Powhatan Part #	Price/E
1½"	1½"	***RSM150F***	*09-215-00382*	**$90.55**
2½"	2"	***RSM25F20T***	*09-215-00294*	**146.00**
2½"	2½"	***RSM250F***	*09-215-00306*	**105.00**
2½"	3"	***RSM25F30T***	*09-215-00290*	**174.30**

Aluminum Male Swivel Adapters - Rocker Lug



- aluminum hardcoat finish

Female NST (NH) Thread	Male NPT Thread	Dixon Part #	Price/E
1½"	1½"	***ASM150F***	**$70.80**
2½"	2"	***ASM25F20T***	**127.90**
2½"	2½"	***ASM250F***	**148.40**
2½"	3"	***ASM25F30T***	**200.05**
4"	4"	***ASM40F40T***	**401.25**
4½"	4"	***ASM45F40T***	**445.00**
6"	6"	***ASM60F60T***	**575.00**

Brass Male Swivel Suction Adapter with Screen - Rocker Lug



- cast brass finish
- suction intake with strainer screen

Female NST (NH) Thread	Male NPT Thread	Dixon Part #	Price/E
2½"	1½"	***RSMSA25F15T***	**$322.20**
2½"	2"	***RSMSA25F20T***	**337.20**
2½"	2½"	***RSMSA250F***	**340.80**
2½"	3"	***RSMSA25F30T***	**382.60**

Brass Double Female Swivels - Pin Lug

- cast brass finish

Female NPSH Thread	Female NPSH Thread	Dixon Part #	Powhatan Part #	Price/E
1½" 2½"	1½" 2½"	***DFP1515*** ***DFP2525***	*09-115-00023* *09-115-00110*	**$83.70** **185.10**
Female NST (NH) Thread	**Female NST (NH) Thread**	**Dixon Part #**	**Powhatan Part #**	**Price/E**
1½" 2½"	1½" 2½"	***DFP1515F*** ***DFP2525F***	*09-115-00020* *09-115-00093*	**$78.50** **166.60**
Female NST (NH) Thread	**Female NPSH Thread**	**Dixon Part #**	**Powhatan Part #**	**Price/E**
1½" 2½"	1½" 2½"	***DFP15F15S*** ***DFP25F25S***	*09-115-00295* *09-115-00321*	**$83.70** **185.10**



Brass Double Female Swivels - Rocker Lug

- cast brass finish

Female NPSH Thread	Female NPSH Thread	Dixon Part #	Powhatan Part #	Price/E
1½" 2½"	1½" 2½"	***DFR1515*** ***DFR2525***	*09-115-00036* *09-115-00335*	**$83.70** **177.70**
Female NST (NH) Thread	**Female NST (NH) Thread**	**Dixon Part #**	**Powhatan Part #**	**Price/E**
1½" 2½"	1½" 2½"	***DFR1515F*** ***DFR2525F***	*09-115-00033* *09-115-00104*	**$83.70** **177.70**



Aluminum Double Female Swivels - Rocker Lug

- **aluminum hardcoat**

Female NPSH Thread	Female NPSH Thread	Part #	Price/E
1" 1½" 2½"	1" 1½" 2½"	***ADFR1010S*** ***ADFR1515*** ***ADFR2525***	**$53.30** **60.65** **105.25**
Female NST (NH) Thread	**Female NST (NH) Thread**	**Part #**	**Price/E**
1½" 1½" 2½"	1½" 2½" 2½"	***ADFR1515F*** ***ADFR1525F*** ***ADFR2525F***	**$60.65** **90.00** **105.25**
Female NST (NH) Thread	**Female NPSH Thread**	**Part #**	**Price/E**
1½" 2½"	1½" 2½"	***ADFR15F15S*** ***ADFR25F25S***	**$60.65** **105.25**

- **forged aluminum**

Female NH (NST) Thread	Female NH (NST) Thread	Part #	Price/E
1½" 2½"	1½" 2½"	***F-ADFR1515F*** ***F-ADFR2525F***	**$44.75** **91.00**
Female NPSH Thread	**Female NPSH Thread**	**Part #**	**Price/E**
1½" 2½"	1½" 2½"	***F-ADFR1515*** ***F-ADFR2525***	**$44.75** **91.00**



Brass Hydrant Adapters - Pin Lug



reducer



same size



increaser

Female NST (NH)Thread	Male GHT Thread	Dixon Part #	Powhatan Part #	Price/E
1½"	¾"	***HA1576***	*09-130-00084*	**$20.00**
2½"	¾"	***HA2576***	*09-130-00263*	**29.35**

Female NST (NH)Thread	Male NPSH Thread	Dixon Part #	Powhatan Part #	Price/E
1½"	1"	***HA1510***	*09-130-00095*	**$43.25**
1½"	1½"	***HA1515***	*09-130-00053*	**40.75**
2½"	1"	***HA2510***	*09-130-00283*	**32.35**
2½"	1½"	***HA2515***	*09-130-00298*	**29.70**
2½"	2"	***HA2520***	*09-130-00380*	**46.15**
2½"	2½"	***HA2525***	*09-140-00268*	**69.85**
2½"	3"	***HA2530***	*09-356-00226*	**108.00**

Female NST (NH)Thread	Male NST (NH)Thread	Dixon Part #	Powhatan Part #	Price/E
1½"	1"	***HA1510F***	*09-130-00096*	**$40.75**
1½"	1½"	***HA1515F***	*09-140-00696*	**40.75**
1½"	2½"	***HA1525F***	*09-356-00045*	**119.15**
2"	2½"	***HA2025F***	*09-335-00224*	**124.90**
2½"	1"	***HA2510F***	*09-130-01394*	**32.35**
2½"	1½"	***HA2515F***	*09-130-00297*	**29.70**
2½"	2"	***HA2520F***	*09-130-00382*	**46.15**
2½"	2½"	***HA2525F***	*09-140-00676*	**69.85**
2½"	3"	***HA2530F***	*09-356-00272*	**108.00**
3"	1½"	***HA3015F***	*09-130-01024*	**167.50**
3"	2½"	***HA3025F***	*09-130-00562*	**72.00**
4"	2½"	***HA4025F***	*09-149-00524*	**212.50**
4½"	2½"	***HA4525F***	*09-149-00519*	**253.80**

Female NST (NH)Thread	Male NPT Thread	Dixon Part #	Powhatan Part #	Price/E
1½"	¾"	***HA1575T***	*09-130-00083*	**$32.50**
1½"	1"	***HA1510T***	*09-130-01385*	**40.75**
1½"	1½"	***HA1515T***	*09-140-00748*	**40.75**
2½"	¾"	***HA2575T***	*09-130-00262*	**29.35**
2½"	1"	***HA2510T***	*09-130-01057*	**29.70**
2½"	1½"	***HA2515T***	*09-130-00299*	**29.70**
2½"	2"	***HA2520T***	*09-130-00381*	**29.05**
2½"	2½"	***HA2525T***	*09-140-00267*	**69.85**
2½"	3"	***HA2530T***	*09-356-00331*	**108.00**

Female NPSH Thread	Male NST (NH)Thread	Dixon Part #	Powhatan Part #	Price/E
1½"	1½"	***HA15S15F***	*09-140-00562*	**$32.50**
2"	1½"	***HA20S15F***	*09-130-02495*	**72.90**
2"	2½"	***HA20S25F***	*09-356-00213*	**80.10**
2½"	1½"	***HA25S15F***	*09-130-00306*	**34.75**
2½"	2½"	***HA25S25F***	*09-140-00618*	**72.85**
3"	2½"	***HA30S25F***	*09-130-02368*	**74.15**

Female NPSH Thread	Male NPT Thread	Dixon Part #	Powhatan Part #	Price/E
1½"	1"	***HA15S10T***	*09-130-01648*	**$79.35**
1½"	1½"	***HA15S15T***	*09-140-01020*	**32.50**
2½"	1"	***HA25S10T***	*09-130-01848*	**32.35**
3"	2½"	***HA30S25T***	*09-130-02500*	**187.30**

Female NPSH Thread	Male GHT Thread	Dixon Part #	Powhatan Part #	Price/E
1½"	¾"	***HA15S76***	*09-130-00086*	**$23.70**

Female NPT Thread	Male NST (NH)Thread	Dixon Part #	Powhatan Part #	Price/E
1½"	1½"	***HA15T15F***	*09-140-00668*	**$32.50**
2"	2½"	***HA20T25F***	*09-356-00223*	**80.10**

- other styles and sizes are also available
- not all configurations are stocked
- *consult the factory for pricing and availability*

Brass Hydrant Adapters - Rocker Lug



reducer



same size



increaser

Female NST (NH)Thread	Male GHT Thread	Dixon Part #	Powhatan Part #	Price/E
1½"	¾"	***RHA1576***	*09-130-00786*	**$71.70**
2½"	¾"	***RHA2576***	*09-130-00809*	**34.75**

Female NPSH Thread	Male NPSH Thread	Dixon Part #	Powhatan Part #	Price/E
1½"	1"	***RHA15S10***	*09-130-00796*	**$47.50**
2½"	1½"	***RHA25S15***	*09-130-00825*	**35.50**

Female NST (NH)Thread	Male NPSH Thread	Dixon Part #	Powhatan Part #	Price/E
1½"	1"	***RHA1510***	*09-130-00791*	**$46.60**
1½"	1½"	***RHA1515***	*09-140-00077*	**55.80**
1½"	2"	***RHA1520***	*09-356-00443*	**110.00**
2½"	1"	***RHA2510***	*09-130-00919*	**49.15**
2½"	1½"	***RHA2515***	*09-130-00819*	**35.50**

Female NPSH Thread	Male NST (NH)Thread	Dixon Part #	Powhatan Part #	Price/E
1½"	1½"	***RHA15S15F***	*09-140-00066*	**$55.00**
2½"	1½"	***RHA25S15F***	*09-130-00827*	**35.50**
2½"	2½"	***RHA25S25F***	*09-140-00348*	**130.00**

Female NST (NH)Thread	Male NST (NH)Thread	Dixon Part #	Powhatan Part #	Price/E
1½"	1"	***RHA1510F***	*09-130-01686*	**$46.60**
1½"	1½"	***RHA1515F***	*09-140-00721*	**55.80**
1½"	2½"	***RHA1525F***	*09-356-00220*	**72.35**
2"	2½"	***RHA2025F***	*09-356-00267*	**122.60**
2½"	1"	***RHA2510F***	*09-130-01113*	**49.15**
2½"	1½"	***RHA2515F***	*09-130-00817*	**35.50**
2½"	1½"	***RHA2515F-C***	*09-130-00769*	**41.65**
2½"	2"	***RHA2520F***	*09-130-01211*	**129.00**

Female NPSH Thread	Male NPT Thread	Dixon Part #	Powhatan Part #	Price/E
1½"	1"	***RHA15S10T***	*09-130-02412*	**$47.50**
1½"	1½"	***RHA15S15T***	*09-140-01661*	**113.00**

Female NST (NH)Thread	Male NPT Thread	Dixon Part #	Powhatan Part #	Price/E
1½"	1"	***RHA1510T***	*09-130-00793*	**46.60**
1½"	1½"	***RHA1515T***	*09-140-00584*	**55.80**
2½"	1"	***RHA2510T***	*09-130-01697*	**49.15**
2½"	1½"	***RHA2515T***	*09-130-01126*	**75.85**
2½"	2"	***RHA2520T***	*09-130-00867*	**51.25**
2½"	2½"	***RHA2525T***	*09-140-00952*	**130.00**
2½"	3"	***RHA2530T***	*09-356-00339*	**159.80**

Female NPT Thread	Male NST (NH)Thread	Dixon Part #	Powhatan Part #	Price/E
1½"	1½"	***RHA15T15F***	*09-140-00809*	**$55.00**
2½"	2½"	***RHA25T25F***	*09-140-00798*	**130.00**

- ***-C*** chrome finish
- other styles and sizes are also available
- not all configurations are stocked
- *consult the factory for pricing and availability*

Polycarbonate Hydrant Adapters

- use with water
- **100 PSI** maximum working pressure

Female Thread	Male Thread	Part #	Weight	Price/E	
1½" NPSH	1½" MNST	***POLYHA15S15F***	.12	**$15.10**	
2½" NST	¾" GHT	***POLYHA2576***	.20	**17.75**	New
2½" FNST	1½" MNPSH	***POLYHA2515***	.22	**22.00**	
2½" FNST	1½" MNST	***POLYHA2515F***	.22	**22.00**	
2½" FNST	2" MNPT	***POLYHA2520T***	.24	**17.75**	New



Aluminum Hydrant Adapters - Rocker Lug



- extruded aluminum

Female NST (NH)Thread	Male GHT Thread	*Hardcoated* Part #	Price/E
1"	¾"	***AHA1076***	**$36.25**
1½"	¾"	***AHA1576***	**42.65**
2½"	¾"	***AHA2576***	**94.20**

Female NST (NH)Thread	Male NPT Thread	*Hardcoated* Part #	Price/E
1½"	1½"	***AHA1515T***	**$40.25**
2½"	1½"	***AHA2515T***	**57.70**
2½"	2"	***AHA2520T***	**77.70**
2½"	2½"	***AHA2525T***	**72.65**
3"	3"	***AHA3030T***	**156.65**
4"	4"	***AHA4040T***	**254.50**
4½"	4"	***AHA4540T***	**298.85**
5"	5"	***AHA5050T***	**452.50**
6"	6"	***AHA6060T***	**520.75**

Female NST (NH)Thread	Male NPSH Thread	Part #	Price/E
1"	1"	***AHA1010S***	**$39.25**
1½"	1"	***AHA1510***	**48.75**
1½"	1½"	***AHA1515***	**40.25**
2½"	2½"	***AHA2525***	**72.65**

Female NST (NH)Thread	Male NST (NH)Thread	Part #	Price/E
1"	1½"	***AHA1015F***	**$53.75**
1½"	1"	***AHA1510F***	**48.75**
2½"	1½"	***AHA2515F***	**57.70**
2½"	2½"	***AHA2525F***	**72.65**
3"	2½"	***AHA3025F***	**101.50**

Female GHT Thread	Male NPSH Thread	Part #	Price/E
¾"	1"	***AHA7610S***	**$53.75**

Female GHT Thread	Male NST (NH)Thread	Part #	Price/E
¾"	1"	***AHA7610F***	**$53.75**

Female NPSH Thread	Male NPSH Thread	Part #	Price/E
1"	¾" GHT	***AHA10S76***	**$36.25**
1"	1½"	***AHA10S15***	**54.60**

Female NPSH Thread	Male NST (NH)Thread	Part #	Price/E
1"	1"	***AHA10S10F***	**$40.55**
1"	1½"	***AHA10S15F***	**53.75**
1½"	1½"	***AHA15S15F***	**40.25**
2"	1½"	***AHA20S15F***	**57.40**
2½"	2½"	***AHA25S25F***	**72.65**
3"	2½"	***AHA30S25F***	**101.50**

- other styles and sizes are also available
- not all configurations are stocked
- *consult the factory for pricing and availability*

Forged Aluminum Hydrant Adapters

New for 2012



Female NH (NST) Thread	Male Thread	*Forged Aluminum* Part #	Price/E
2½"	1½" NST	***F-AHA2515F***	**$40.00**
2½"	1½" NPT	***F-AHA2515T***	**40.00**

Long Handle Short Shank Females

- for suction and low pressure discharge only
- powder coated aluminum long handle swivel nut

Hose Shank	Swivel Nut NST (NH)	Part #	Price/E
4"	4"	***LHFS400F***	**$148.50**
4"	4½"	***LHFS4045F***	**244.55**



female NST swivel nut x hose shank

Cam and Groove Hydrant Adapters

- Pin lugs allow for easy connection using standard spanner and hydrant wrenches (pages 497 and 498).
- supplied with a Buna-N washer in the threaded end

Female NST Thread	Male Adapter	*Brass* Part #	*Brass* Price/E	*Aluminum* Part #	*Aluminum* Price/E
1½"	1½"	***HA1515ADP***	**$75.50**	***AHA1515ADP***	**$40.25**
2½"	2½"	***HA2525ADP***	**83.30**	***AHA2525ADP***	**50.00**



female NST x male adapter

Replacement Washers

- Buna-N

ID	OD	Thickness	Part #	Price/E
1-9/16"	2-1/16"	1/8"	***SW150***	**$2.00**
2-9/16"	3-3/16"	3/16"	***SW250***	**3.15**

Brass Double Female Hex Couplings

- cast finish

Female Thread	Female Thread	Dixon Part #	Powhatan Part #	Price/E
1½" NPT	1½" NST (NH)	***FFH1515F***	*14-156-00053*	**$26.20**
2½" NPT	2½" NST (NH)	***FFH2525F***	*14-156-00100*	**55.70**
1½" NST (NH)	1½" NST	***FFH15F15F***	*14-156-00059*	**27.50**
2½" NST (NH)	2½" NST	***FFH25F25F***	*14-156-00098*	**58.00**



female x female

Brass Single Male Outlet with Hex

Used to connect fire hose to a standpipe or sprinkler system.

- cast brass
- other sizes and threads are also available, consult the factory for pricing and availability
- not all configurations are stocked

-***P*** polished
-***C*** polished chrome plated

Female NPT	Male NH (NST)	Dixon Part #	Powhatan Part #	Price/E
2½"	2½"	***MOC250F-P***	*23-272-00003*	**$149.85**
	2½"	***MOC250F-C***	*23-272-00006*	**161.90**
3"	2½"	***MOC3025F-P***	*23-272-00023*	**204.55**
	2½"	***MOC3025F-C***	*23-272-00043*	**219.70**



Brass Female to Male Hex Nipples


reducer


same size


increaser

Female NPT Thread	Male NPSH Thread	Dixon Part #	Powhatan Part #	Price/E
1"	¾" GHT	***FM1076***	---	**$19.35**
1"	1"	***FM1010***	*14-155-00076*	**35.50**
1½"	1½"	***FM1515***	*14-155-00174*	**20.00**
2"	2"	***FM2020***	*14-155-00281*	**90.00**
2½"	2½"	***FM2525***	*14-155-00363*	**61.30**

Female NPT Thread	Male NST (NH)Thread	Dixon Part #	Powhatan Part #	Price/E
1"	1"	***FM1010F***	*14-155-00080*	**$32.50**
1"	1½"	***FM1015F***	*15-216-00046*	**40.50**
1½"	1½"	***FM1515F***	*14-155-00177*	**20.00**
1½"	2½"	***FM1525F***	*15-216-00090*	**65.75**
2"	1½"	***FM2015F***	*14-155-00265*	**27.30**
2"	2½"	***FM2025F***	*15-216-00192*	**79.00**
2½"	2½"	***FM2525F***	*14-155-00359*	**51.10**
3"	2½"	***FM3025F***	*14-155-00501*	**83.50**
3"	3"	***FM3030F***	*14-155-00516*	**140.40**
4"	2½"	***FM4025F***	*14-155-00675*	**354.45**
4"	4"	***FM4040F***	*14-155-00540*	**355.70**
4"	4½"	***FM4045F***	*15-216-00172*	**265.55**
6"	6"	***FM6060F***	*14-155-00711*	**600.00**

Female NPT Thread	Male NPT Thread	Dixon Part #	Powhatan Part #	Price/E
3"	2½"	***FM3025T***	*14-155-00502*	**$95.95**

Female NST (NH)Thread	Male NPSH Thread	Dixon Part #	Powhatan Part #	Price/E
1½"	1½"	***FM15F15S***	*14-155-00198*	**$25.25**
2½"	2½"	***FM25F25S***	*14-155-00395*	**140.30**

Female NPSH Thread	Male NPT Thread	Dixon Part #	Powhatan Part #	Price/E
¾" GHT	1"	***FM7610T***	---	**$50.20**
1"	¾" GHT	***FM10S76***	*14-155-00067*	**22.70**
1½"	1½"	***FM15S15T***	*14-155-00175*	**22.15**
2½"	2½"	***FM25S25T***	*14-155-00366*	**60.30**

Female NPSH Thread	Male NST (NH)Thread	Dixon Part #	Powhatan Part #	Price/E
1½"	1½"	***FM15S15F***	*14-155-00180*	**$22.15**
2"	1½"	***FM20S15F***	*14-155-00267*	**62.50**
2"	2½"	***FM20S25F***	*15-216-00106*	**88.40**
2½"	2½"	***FM25S25F***	*14-155-00362*	**60.30**
3"	2½"	***FM30S25F***	*14-155-00500*	**195.30**

Female NPSH Thread	Male NPSH Thread	Dixon Part #	Powhatan Part #	Price/E
2"	1½"	***FM20S15***	*14-155-00264*	**$62.50**

Female NST (NH)Thread	Male NPT Thread	Dixon Part #	Powhatan Part #	Price/E
1"	1"	***FM10F10T***	*14-155-00084*	**$32.50**
1½"	1½"	***FM15F15T***	*14-155-00199*	**17.00**
1½"	2"	***FM15F20T***	*15-216-00081*	**36.40**
1½"	2½"	***FM15F25T***	*15-216-00098*	**62.25**
2½"	¾"	***FM25F75T***	*14-155-00319*	**140.30**
2½"	1"	***FM25F10T***	*14-155-00324*	**134.00**
2½"	1½"	***FM25F15T***	*14-155-00328*	**77.70**
2½"	2"	***FM25F20T***	*14-155-00345*	**50.50**
2½"	2½"	***FM25F25T***	*14-155-00392*	**49.25**
2½"	3"	***FM25F30T***	*15-216-00134*	**87.15**
3"	2½"	***FM30F25T***	*14-155-00867*	**95.95**
3"	3"	***FM30F30T***	*14-155-00519*	**140.40**
4"	4"	***FM40F40T***	*14-155-00545*	**279.00**
4½"	4"	***FM45F40T***	*14-155-00561*	**441.00**
6"	6"	***FM60F60T***	*14-155-00995*	**600.00**

Female NST (NH)Thread	Male NST (NH)Thread	Dixon Part #	Powhatan Part #	Price/E
1½"	1½"	***FM15F15F***	*14-155-00197*	**$25.25**
1½"	2½"	***FM15F25F***	*15-216-00097*	**62.25**
1½"	3"	***FM15F30F***	*15-216-00200*	**119.00**
2½"	1½"	***FM25F15F***	*14-155-00329*	**77.70**
2½"	2½"	***FM25F25F***	*14-155-00396*	**60.30**
2½"	3"	***FM25F30F***	*15-216-00216*	**87.15**
3"	2½"	***FM30F25F***	*14-155-00508*	**95.95**

Brass Double Male Hex Nipples

- cast brass
- other configurations are also available, consult the factory for pricing and availability

Male NPT Thread	Male NPSH Thread	Dixon Part #	Powhatan Part #	Price/E
1"	¾" GHT	***DMH1076***	---	**$11.95**
1"	1"	***DMH1010***	*14-146-00042*	**12.10**
1"	1½"	***DMH1015***	*14-146-00092*	**63.45**
1½"	1"	***DMH1510***	*14-146-00093*	**75.25**
1½"	1½"	***DMH1515***	*14-146-00110*	**20.10**
1½"	2"	***DMH1520***	*14-146-00155*	**61.15**
2"	1½"	***DMH2015***	*14-146-00153*	**46.00**
2"	2"	***DMH2020***	*14-146-00167*	**43.35**
2"	2½"	***DMH2025***	*14-146-00204*	**63.25**
2½"	2"	***DMH2520***	*14-146-00206*	**110.00**
2½"	2½"	***DMH2525***	*14-146-00226*	**52.05**
2½"	3"	***DMH2530***	*14-146-00295*	**180.05**
3"	2½"	***DMH3025***	*14-146-00290*	**99.00**
3"	3"	***DMH3030***	*14-146-00312*	**137.15**
4"	4"	***DMH4040***	*14-146-00337*	**220.35**


reducer

Male NST (NH) Thread	Male NST (NH) Thread	Dixon Part #	Powhatan Part #	Price/E
1½"	1½"	***DMH15F15F***	*14-146-00132*	**$23.15**
1½"	2½"	***DMH15F25F***	*14-146-00188*	**63.00**
2½"	2½"	***DMH25F25F***	*14-146-00259*	**50.85**
2½"	3"	***DMH25F30F***	*14-146-00305*	**180.05**

Male NST (NH) Thread	Male NPSH Thread	Dixon Part #	Powhatan Part #	Price/E
1½"	1½"	***DMH15F15S***	*14-146-00118*	**$23.15**


same size

Male NPT Thread	Male NST (NH) Thread	Dixon Part #	Powhatan Part #	Price/E
¾"	1½"	***DMH7515F***	*14-146-00088*	**$61.50**
1"	1"	***DMH1010F***	*14-146-01084*	**12.10**
1"	1½"	***DMH1015F***	*14-146-00090*	**63.45**
1"	2½"	***DMH1025F***	*14-146-00437*	**135.95**
1½"	1"	***DMH1510F***	*14-146-00097*	**75.25**
1½"	1½"	***DMH1515F***	*14-146-00115*	**18.40**
1½"	2½"	***DMH1525F***	*14-146-00187*	**63.00**
2"	1½"	***DMH2015F***	*14-146-00157*	**35.75**
2"	2"	***DMH2020F***	*14-146-00171*	**103.15**
2"	2½"	***DMH2025F***	*14-146-00367*	**49.10**
2½"	1½"	***DMH2515F***	*14-146-00192*	**85.25**
2½"	2½"	***DMH2525F***	*14-146-00221*	**52.05**
2½"	3"	***DMH2530F***	*14-146-00304*	**180.05**
3"	2½"	***DMH3025F***	*14-146-00294*	**99.00**
3"	3"	***DMH3030F***	*14-146-00313*	**137.15**
4"	4"	***DMH4040F***	*14-146-00339*	**208.75**
4"	4½"	***DMH4045F***	*14-146-00354*	**235.45**
5"	5"	***DMH5050F***	*14-146-00363*	**545.95**
6"	4½"	***DMH6045F***	*14-146-00364*	**425.50**
6"	6"	***DMH6060F***	*14-146-00431*	**459.50**


increaser

Male NPT Thread	Male NPT Thread	Dixon Part #	Powhatan Part #	Price/E
1½"	1½"	***DMH15T15T***	*14-146-00113*	**$23.15**
2½"	3"	***DMH25T30T***	*14-146-00291*	**180.05**

Brass Double Males - Pin Lug



- cast brass finish

Male NPSH Thread	Male NPSH Thread	Dixon Part #	Powhatan Part #	Price/E
1½" 2½"	1½" 2½"	***DMP1515*** ***DMP2525***	*09-114-00075* *09-114-00133*	**$81.40** **147.35**

Male NST (NH) Thread	Male NST (NH) Thread	Dixon Part #	Powhatan Part #	Price/E
1½" 2½"	1½" 2½"	***DMP1515F*** ***DMP2525F***	*09-114-00035* *09-114-00125*	**$81.40** **147.35**

Male NST (NH) Thread	Male NPSH Thread	Dixon Part #	Powhatan Part #	Price/E
2½"	2½"	***DMP25F25S***	*09-114-00128*	**$147.35**

Male NST (NH) Thread	Male NPT Thread	Dixon Part #	Powhatan Part #	Price/E
1½" 2½"	1½" 2½"	***DMP15F15T*** ***DMP25F25T***	*09-114-00041* *09-114-00435*	**$81.40** **147.35**

Brass Double Males - Rocker Lug



- cast brass finish

Male NST (NH) Thread	Male NST (NH) Thread	Dixon Part #	Powhatan Part #	Price/E
1½" 2½"	1½" 2½"	***DMR1515F*** ***DMR2525F***	*09-114-00060* *09-114-00153*	**$60.45** **155.10**

Male NST (NH) Thread	Male NPT Thread	Dixon Part #	Powhatan Part #	Price/E
1½"	1½"	***DMR15F15T***	*09-114-00543*	**$60.45**

Male NPSH Thread	Male NPSH Thread	Dixon Part #	Powhatan Part #	Price/E
1½" 2½"	1½" 2½"	***DMR1515*** ***DMR2525***	*09-114-00432* *09-114-00505*	**$60.45** **155.10**

Aluminum Double Males - Rocker Lug



- hard coated aluminum

Male NST (NH) Thread	Male NST (NH) Thread	Part #	Price/E
1½" 2½"	1½" 2½"	***ADMR15F15F*** ***ADMR25F25F***	**$34.25** **51.25**

Male NPSH Thread	Male NPSH Thread	Part #	Price/E
1"	1"	***ADMR10S10S***	**$33.25**

Male NPT Thread	Male NST (NH) Thread	Part #	Price/E
1½" 2½" 3" 6"	1½" 2½" 2½" 6"	***ADMR1515F*** ***ADMR2525F*** ***ADMR3025F*** ***ADMR6060F***	**$34.25** **51.25** **101.25** **378.25**

- Other styles and sizes are also available
- Not all configurations are stocked
- *Consult the factory for pricing and availability*

Thermoplastic Constant Flow Fog Nozzles

- red polycarbonate body with rubber bumper, black plastic and steel stem
- shutoff - straight stream - fog
- provides consistent volume at any spray angle
- 1" and 1½" are Underwriters Listed Canada
- for use up to **100 PSI** *(water only)* at ambient temperature (70°F)
- replacement gaskets available below

Size	Thread	90° Spray GPM @ **100 PSI**	Part #	Price/E
¾"	GHT	8	***CFB75GHT*** [4]	**$31.75**
1"	SIPT (NPSH)	22	***CFB100S***	**31.75**
1½"	SIPT (NPSH)	75	***CFB150S*** [1]	**27.25**
1½"	SIPT (NPSH)	150	***HGCFB150S*** [2]	**98.20**
2"	SIPT (NPSH)	75	***CFB2015S*** [1, 4]	**62.00**
2"	SIPT (NPSH)	150	***CFB200S*** [2, 4]	**87.00**
1"	NST (NH)	22	***CFB100NST***	**31.75**
1½"	NST (NH)	75	***CFB150NST*** [1]	**27.25**
1½"	NST (NH)	150	***HGCFB150NST*** [2]	**98.20**
2½"	NST (NH)	150	***CFB250NST*** [3, 4]	**176.50**
2½"	NST (NH)	215	***HGCFB250NST*** [2, 4]	**225.25**

[1] standard flow
[2] high flow
[3] provided with handles
[4] *not* U/L listed



2½" provided with handles on CFB250NST



1" through 2"

Blue Thermoplastic Refinery Fog Nozzles

- blue nylon glass-filled body with rubber bumper and black plastic and steel stem
- resistant to petrochemicals
- shutoff - straight stream - fog
- provides consistent volume at any spray angle
- for use up to **100 PSI** *(water only)* at ambient temperature (70°F)
- replacement gaskets available below

Size	Thread	GPM @ **100 PSI**	Part #	Price/E
1½"	SIPT	75	***RNB150S***	**$34.50**
1½"	NST (NH)	75	***RNB150NST***	**34.50**



Gaskets

- for use in Constant Flow Fog Nozzles and Refinery Fog Nozzles above
- *all dimensions are nominal*

Size	Thread Type	Dimensions			*Buna -N*	
		ID	OD	Thickness	Part #	Price/E
1"	SIPT (NPSH)	.900"	1.270"	.125"	***CFG100S***	**$2.60**
1½"	SIPT (NPSH)	1.510"	1.878"	.125"	***CFG150S***	**2.65**
2"	SIPT (NPSH)	1.680"	2.340"	.156"	***CFG200S***	**2.80**
1"	NST (NH)	.900"	1.270"	.125"	***CFG100NST***	**2.60**
1½"	NST (NH)	1.510"	1.906"	.125"	***CFG150NST***	**2.65**
2½"	NST (NH)	2.250"	3.000"	.187"	***CFG250NST***	**2.95**



Thermoplastic Fog Nozzles



¾"



1" - 1½"

- red polycarbonate body with brass stem
- adjusts from straight stream to fog
- for use up to **100 PSI** *(water only)* at ambient temperature (70°F)

** ¾" GHT discharge @ 100 PSI:
solid stream 20 GPM
45° spray 25.1 GPM
120° spray 30.9 GPM

Size	Thread	90° spray GPM @ **100 PSI**	Part # *with Bumper*	Price/E	Part # *without Bumper*	Price/E
¾"	GHT	**	***FNB75GHT***	**$40.80**	**---**	**---**
¾"	NPS	30.9	***FNB75S***	**40.80**	**---**	**---**
1"	NPS	11.4	***FNB100S***	**47.10**	***FN100S***	**$48.35**
1"	NPS	30.9	***HGB100S***	**63.25**	**---**	**---**
1½"	NPS	83.6	***FNB150S***	**45.35**	***FN150S***	**38.10**
1"	NST (NH)	11.4	***FNB100NST***	**47.10**	***FN100NST***	**48.35**
1"	NST (NH)	30.9	***HGB100NST***	**63.25**	**---**	**---**
1½"	NST (NH)	83.6	***FNB150NST***	**45.35**	***FN150NST***	**38.10**

Thermoplastic Fog Nozzles



- brass stem and locking nut
- adjusts from straight stream to fog
- wings on sleeve for ease of adjustment
- for use up to **100 PSI** *(water only)* at ambient temperature (70°F)
- SL series nozzles are Factory Mutual approved.

			FM approved Domestic		Global	
Size	Thread	90° spray GPM @ **100 PSI**	*Polycarbonate body* Part # *with Bumper*	Price/E	*Polycarbonate body* Part # *with Bumper*	Price/E
¾"	NPSH	30.9 [1]	***SL075***	**$49.15**	**---**	**---**
¾"	GHT	30.9 [1]	***SL075GHT***	**49.15**	**---**	**---**
1"	NPSH	30.9 [1]	***SL100***	**52.40**	***PFNB100S***	**$20.05**
1½"	NPSH	75	***SL150***	**70.45**	***PFNB150S***	**28.50**
1½"	NST (NH)	75	***SL150NST***	**70.45**	***PFNB150NST***	**28.50**

[1] 120° spray on ¾" and 1"

Thermoplastic Fog Nozzles for Electrical Fires



- *no straight stream*
- opens and closes in a 30° fog pattern - up to 120°

Size	Thread	GPM @ **100 PSI**	Part # *with Bumper*	Price/E
1½"	NPS	75	***FNBE150S***	**$44.10**
1½"	NST (NH)	75	***FNBE150NST***	**44.10**

Gaskets for Thermoplastic Nozzles



- *all dimensions are nominal*

Size	Thread Type	Dimensions ID	OD	Thickness	*Buna-N* Part #	Price/E
1"	NPS	.937"	1.234"	.125"	***FNG100S***	**$4.25**
1"	NPS	1.000"	1.375"	.125"	***HGG100S***	**4.50**
1½"	NPS	1.500"	1.828"	.125"	***FNG150S***	**3.20**
1"	NST (NH)	.937"	1.281"	.125"	***FNG100NST***	**4.25**
1"	NST (NH)	1.000"	1.375"	.125"	***HGG100NST***	**4.50**
1½"	NST (NH)	1.500"	1.906"	.125"	***FNG150NST***	**3.20**

Brass Industrial Fog Nozzles

- shut off - straight stream - fog
- delivers 30° - 60° - 90° fog pattern
- supplied with bumper
- Underwriters Listed and Factory Mutual approved for Class A and B fires (except noted sizes)
- for use up to **100 PSI** *(water only)* at ambient temperature (70°F)



Size	Thread	90° Spray GPM @ **100 PSI**	Dixon Part #	Powhatan Part #	Price/E
¾"	GHT	---	***BFN75GHT*** [1]	*02-464-00001*	**$186.30**
¾"	NPSH	---	***BFN75***	*02-464-00005*	**186.30**
1"	NPSH	36	***BFN100***	*02-464-00013*	**221.80**
1½"	NPSH	85	***BFN150***	*02-464-00021*	**144.75**
2"	NPSH	108	***BFN200*** [1]	*02-200-00003*	**334.35**
1"	NST (NH)	36	***BFN100NST***	*02-464-00009*	**221.80**
1½"	NST (NH)	85	***BFN150NST***	*02-464-00017*	**144.75**
2½"	NST (NH)	205	***BFN250NST*** [1]	*02-464-00033*	**309.00**

[1] *not* Factory Mutual approved

Brass Electrical All-Fog Nozzle

SAFETY ALERT Nozzle should be used in excess of 10 ft. from electrical apparatus and circuits not involving more than 250,000 volts.

- *no straight stream*
- from shut off to 30° fog, adjustable thru 90° fog
- supplied with bumper
- Underwriters Listed for Class C fires and Factory Mutual approved
- for use up to **100 PSI** *(water only)* at ambient temperature (70°F)



Size	Thread	90° Spray GPM @ **100 PSI**	Dixon Part #	Powhatan Part #	Price/E
1½"	NST (NH)	90	***BFNE150NST***	*02-463-00001*	**$234.30**

Brass Heavy Duty Industrial Fog Nozzles

- shut off - straight stream - fog
- delivers 30° - 60° - 90° fog pattern
- supplied with bumper
- Underwriters Listed and Factory Mutual approved
- for use up to **100 PSI** *(water only)* at ambient temperature (70°F)



Size	Thread	90° Spray GPM @ **100 PSI**	Dixon Part #	Powhatan Part #	Price/E
1"	NPSH	---	***HFN100***	*02-250-00008*	**$212.40**
1½"	NPSH	88 (+/-12)	***HFN150***	*02-250-00019*	**179.00**
1"	NST (NH)	---	***HFN100NST***	*02-250-00012*	**212.40**
1½"	NST (NH)	88 (+/-12)	***HFN150NST***	*02-250-00022*	**179.00**

Brass Industrial Washdown Nozzles

- shut off - straight stream - fog
- delivers 30° - 60° - 90° fog pattern
- supplied with bumper
- for use up to **100 PSI** *(water only)* at ambient temperature (70°F)



Size	Thread	90° Spray GPM @ **100 PSI**	Part #	Price/E
1½"	NPSH	88 (+/-12)	***WDN150***	**$74.25**
1½"	NST (NH)	88 (+/-12)	***WDN150NST***	**74.25**

Brass Higher Pressure Industrial Fog Nozzles



- shut off - straight stream - fog
- large one-piece rubber bumper with molded teeth
- knurled base
- Factory Mutual approved
- operating pressure from **25 PSI** to **300 PSI** *(water only)* at ambient temperature (70°F)

Size	Thread	90° Spray GPM @ **100 PSI**	Dixon Part #	Powhatan Part #	Price/E
1½"	NPSH	117	***HPFN150***	*02-425-00003*	**$224.40**
1½"	NST (NH)	117	***HPFN150NST***	*02-425-00001*	**224.40**

Brass Rack Nozzle



- shut off - straight stream - fog
- delivers 30° - 60° - 90° fog pattern
- supplied without bumper
- Underwriters Listed for Class A and B fires
- Factory Mutual approved
- for use up to **100 PSI** *(water only)* at ambient temperature (70°F)

Size	Thread	90° Spray GPM @ **100 PSI**	Part #	Price/E
1½"	NST (NH)	80	***BRN150NST***	**$152.60**

Global Rack Nozzle



- shutoff - straight stream - fog
- delivers 30° - 60° - 90° fog pattern
- supplied without bumper
- Underwriters Listed for Class A and B fires
- Factory Mutual approved
- for use up to **100 PSI** *(water only)* at ambient temperature (70°F)

Size	Thread	90° Spray GPM @ **100 PSI**	*Brass Part #*	Price/E
1½"	NST (NH)	80	***BRN150NST-I***	**$86.40**

Brass Plain Hose Nozzles



- brass with satin finish
- operating pressure up to **100 PSI** *(water only)* at ambient temperature (70°F)

Size	Thread	Length	Orifice	Dixon Part #	Powhatan Part #	Price/E
¾"	GHT	6"	1/4"	***BN6***	*03-107-00005*	**$41.75**
¾"	NPSH	6"	1/4"	***BN7***	*03-107-00001*	**41.75**
1"	NPSH	8"	5/16"	***BN10***	*03-107-00010*	**48.40**
1¼"	NPSH	10"	3/8"	***BN12***	*03-107-00026*	**73.00**
1½"	NPSH	10"	1/2"	***BN15***	*03-107-00049*	**59.40**
2"	NPSH	12"	9/16"	***BN20***	*03-107-00154*	**106.40**
2½"	NPSH	12"	1"	***BN25***	*03-107-00172*	**153.10**
1"	NST (NH)	8"	5/16"	***BN10F***	*03-107-00015*	**48.40**
1½"	NST (NH)	10"	1/2"	***BN15F***	*03-107-00053*	**59.40**
2½"	NST (NH)	12"	1"	***BN25F***	*03-107-00169*	**153.10**

U.S. Coast Guard Approved AFFF/Water Fog Nozzles

Nozzles designed for maximum efficiency with AFFF (Aqueous Film Forming Foams) or water on shipboard, offshore rigs and industrial applications.

- corrosion resistant brass construction
- rubber-like bumper and handle for added protection
- Zytel® (nylon) horseshoe handle
- flush without shutting down
- combination fog and straight stream
- constant gallonage in all fog and straight stream pattern
- double row of molded teeth for excellent fog pattern
- operating pressure up to **100 PSI** *(water* and *AFFF only)* at ambient temperature (70°F)



CGSN150F



CGSN151F

Size	Thread	Description	Fog Flow @ **100 PSI**	Orifice	Length	Weight	Approval #	Part #	Price/E
1½"	NST(NH)	nozzle	95 GPM	5/8"	10¼"	9 lbs.	162.027/13/0	***CGSN150F***	**$1654.70**
1½"	NST(NH)	nozzle w/pistol grip	95 GPM	15/16"	11½"	14.5 lbs.	162.027/11/0	***CGSN151F***	**1814.40**

U.S. Coast Guard Approved Fog Nozzles

- designed to U.S. Coast Guard specification for fighting fires with drafted water
- required equipment for all commercial vessels under U.S. registry
- corrosion resistant brass construction
- combination fog and straight stream for shipboard fire fighting
- operating pressure up to **100 PSI** *(water only)* at ambient temperature (70°F)



Size	Thread	Fog Flow @**100 PSI**	Approval #	Part #	Price/E
1½"	NST(NH)	55 GPM	162.027/9/0	***CGN150NST***	**$1714.90**
2½"	NST(NH)	108 GPM	162.027/10/0	***CGN250NST***	**2016.00**

Applicators are available on special order. *Consult the factory for pricing and availability.*

Size	Description	Part #	Price/E
1½"	replacement tip	***CGN150-TIP***	**$347.80**
2½"	replacement tip	***CGN250-TIP***	**410.00**

U/L Play Pipe with Tip

A component often required in hydrant houses by Insurance Underwriters.

- swivel handle, red marlin trim
- for use up to **100 PSI** *(water only)* at ambient temperature (70°F)
- Underwriters Listed and Factory Mutual approved
- ULT male thread specification: 2-3/16" ODM x 12 TPI



Size	Female Inlet	Male Outlet	Orifice	Part #	Price/E
2½"	NST (NH)	ULT	1-1/8"	***UPP250F***	**$718.35**

Tip for U/L Play Pipe

- satin finish
- for use up to **100 PSI** *(water only)* at ambient temperature (70°F)
- ULT male thread specification: 2-3/16" ODM x 12 TPI



Thread	Orifice	*Cast Brass* Part #	Price/E
ULT	1-1/8"	***UPPT***	**$78.25**
ULT	1-1/4"	***UPPT125***	**116.00**
ULT	1-1/2"	***UPPT150***	**116.00**
ULT	1-3/4"	***UPPT175***	**136.95**

Aluminum Ball Shut-Off Nozzle - Bolted Style



- lightweight cast aluminum body with pistol grip
- hardcoated female swivel inlet and male outlet
- maximum operating pressure to **200 PSI** *(water only)* at ambient temperature (70°F)

Inlet Thread	Outlet Thread	Waterway	Part #	Price/E
1½" female NST (NH)	1½" male NST (NH)	1-3/8"	***ACPSO150F***	**$350.65**

Aluminum Tips for Ball Shut-Off Nozzles



- lightweight anodized aluminum construction
- for use up to **200 PSI** *(water only)* at ambient temperature (70°F)

Size	Thread	Orifice [1]	Length	Part #	Price/E
1"	NST (NH)	½"	4"	***ANT100F***	**$235.00**
1½"	NST (NH)	½"	4¾"	***ANT150F***	**235.00**

[1] other orifice sizes available

Brass Ball Shut-Off Nozzles



- Full time swivel base ensures the durable rubber-like handle is positioned for easy operation.
- for use up to **100 PSI** *(water only)* at ambient temperature (70°F)

Base Thread	Tip Thread	Waterway	Length	Part #	Price/E
1½" NST (NH)	1½" NST (NH)	1-3/8"	4¾"	***BSO150NST***	**$1025.30**
Zytel® replacement handle				***BSO150-H***	**75.25**

Brass Nozzle Tips



- for use up to **100 PSI** *(water only)* at ambient temperature (70°F)

Size	Thread	GPM @ **100 PSI**	Orifice	Length	Dixon Part #	Powhatan Part #	Price/E
1"	NST (NH)	74	½"	4-3/4"	***BNT100F***	*01-128-00036*	**$154.15**
1½"	NST (NH)	74	½"	4-3/8"	***BNT150F***	*01-128-00094*	**181.15**

Brass Street Cleaning Nozzles



- nozzle delivers a flat, centered spray pattern for flushing or street cleaning apparatus
- length: 6¾", width: 8½"
- for use up to **100 PSI** (water only)
- flows 300 GPM @ 100 PSI

Thread	Direction	*Brass* Part #	Wt. in Lbs.	Price/E
2½" NPSH	center	***BFSCN250C***	8.5	**$1266.55**
2½" NPSH	left	***BFSCN250L***	8.5	**1266.55**
2½" NPSH	right	***BFSCN250R***	8.5	**1266.55**

Omega™ Monitor FM

- brass construction
- cast-in turning vanes for a more efficient flow
- 4 bolt hole pattern on flange
- 360° horizontal and 150° vertical travel
- friction loss: 10 PSI at 800 GPM (.7 bar at 3030 LPM)
- Factory Mutual approved
- other configurations available



Size	Inlet Configuration	Outlet	Waterway	Flow	Weight	Part #	Price/E
17" x 11½"	3" flange	2½" male NST	3"	1250 GPM	72 lbs.	***AK3526-300FL***	**$5503.70**

Monitor Nozzle FM

Aquastream™ Master Stream, a fixed gallonage master stream designed for heavy-duty use on fixed monitors. Factory set at 500 GPM (1900 LPM) - can be changed in the field to 300 or 700 GPM (1140 or 2660 LPM).

- brass construction
- fixed teeth
- swivel nut
- Factory Mutual approved
- operating pressure: **100 PSI** *(water only)* at ambient temperature (70°F)



Size	Thread	Length	Weight	Part #	Price/E
2½"	NST	7"	14.5 lbs.	***AK4450NST***	**$1927.80**

Steel FirePro™ Monitor FM

- carbon steel construction
- stainless steel discharge tip and ball bearings
- red epoxy finish standard
- 150# ASA raised face 4" flange
- 360° horizontal and 140° vertical travel
- seamless 2½" monitor - rated at 750 GPM
- Factory Mutual approved



Size	Inlet Configuration	Outlet	Waterway	Flow	Weight	Part #	Price/E
22" x 13"	4" flange	2½" male NST	2½"	750 GPM	50 lbs.	***FP475S***	**$3146.00**

Master Stream Nozzles FM

- factory set at 500 GPM
- a straight stream to fog 'quick throw' pattern change
- constant gallonage
- Factory Mutual approved



Size	Thread	Material	Weight	Part #	Price/E
2½"	NST	brass	19 lbs.	***FP500B***	**$1717.20**
2½"	NST	aluminum	---	***FP500A***	**1409.80**

Storz Fittings

- designed for applications where a non-valved, locking coupling is required
- machined from forged 6061 - T6 aluminum
- hardcoat anodized components per MIL-A-8625 Type III Class 1
- Buna-N gaskets
- working pressure: **150 PSI**
- stainless steel lock lever assembly on 4", 5" and 6"

Storz x Rigid Female

- pressure seal is shipped standard



Storz x Rigid Female	Part #	Price/E
4" x 2½" NST	***SZF4025F***	**$300.00**
5" x 2½" NST	***SZF5025F***	**422.00**
5" x 4½" NST	***SZF5045F***	**464.25**
4" x 4" NPT	***SZF4040T***	**376.75**
5" x 4" NPT	***SZF5040T***	**453.35**
5" x 5" NPT	***SZF5050T***	**477.25**
5" x 6" NPT	***SZF5060T***	**518.30**

Storz x Female Swivel



Storz x Female Swivel	Part #	Price/E
4" x 2½" NST	***SZSF4025F***	**$370.20**
4" x 4" NST	***SZSF4040F***	**486.40**
4" x 4½" NST	***SZSF4045F***	**500.50**
5" x 2½" NST	***SZSF5025F***	**416.75**
5" x 4" NST	***SZSF5040F***	**506.80**
5" x 4½" NST	***SZSF5045F***	**482.90**

Continuous Storz Swivel x Rigid Female NPT

- pressure seal is shipped standard



Continuous Storz Swivel x Rigid Female NPT	Part #	Price/E
4" x 3" NPT	***SZCSF4030T***	**$592.25**
5" x 4" NPT	***SZCSF5040T***	**750.45**
6" x 6" NPT	***SZCSF6060T***	**904.00**

Storz Fittings

Storz x Rigid Male NPT

- pressure seal is shipped standard

Storz x Rigid Male	Part #	Price/E
2½" x 2½" NST	***SZM2525F***	**$186.40**
4" x 2½" NST	***SZM4025F***	**303.00**
5" x 2½" NST	***SZM5025F***	**381.10**
5" x 4½" NST	***SZM5045F***	**427.30**
5" x 4" NPT	***SZM5040T***	**420.90**
6" x 6" NPT	***SZM6060T***	**597.05**



Storz Dust Cap with Cable

- suction seal is shipped standard
- supplied with chain/cable

Storz Cap	Part #	Price/E
1½"	***SZC150***	**$106.40**
3"	***SZC300***	**151.15**
4"	***SZC400***	**183.75**
5"	***SZC500***	**257.25**
6"	***SZC600***	**416.25**



Storz Gaskets

- Buna-N
- gasket faces should be kept free of sand, grit, etc. and lubricated with O-ring grease or silicone

SAFETY ALERT

The pressure seals have a flat face  ; while the suction seals have a beaded face 

Storz Size	Application	Part #	Price/E
4"	pressure	***SZG400P***	**$23.10**
4"	suction	***SZG400S***	**45.00**
5"	pressure	***SZG500P***	**28.75**
5"	suction	***SZG500S***	**50.85**
6"	pressure / suction	***SZG600P***	**106.20**

British Instantaneous Fittings

- polished finish
- meets BS336 specifications

Adapters

British Instantaneous female x female threads



Size		*Brass* Part #	Wt.	Price/E
Female	Male			
2½" FBRIT	2½" FNST	***BID250F***	3 lbs. 10 ozs.	**$105.20**
2½" FBRIT	2½" FNPSH	***BID250S***		**105.20**
2½" FBRIT	2½" FNPT	***BID250T***		**105.20**
2½" FBRIT	2½" FBSP	***BID250B***		**105.20**

British Instantaneous female x male threads



Size		*Brass* Part #	Wt.	Price/E
Female	Male			
2½" FBRIT	2½" MNST	***BIB250F***	3 lbs. 5 ozs.	**$102.35**
2½" FBRIT	2½" MNPSH	***BIB250S***		**102.35**
2½" FBRIT	2½" MNPT	***BIB250T***		**102.35**
2½" FBRIT	2½" MBSP	***BIB250B***		**102.35**

British Instantaneous male x female threads



Size		*Brass* Part #	Wt.	Price/E
Male	Female			
2½" MBRIT	2½" FNST	***BIA250F***	2 lbs. 9 ozs.	**$95.10**
2½" MBRIT	2½" FNPSH	***BIA250S***		**95.10**
2½" MBRIT	2½" FNPT	***BIA250T***		**95.10**
2½" MBRIT	2½" FBSP	***BIA250B***		**95.10**

British Instantaneous male x male threads



Size		*Brass* Part #	Wt.	Price/E
Male	Male			
2½" MBRIT	2½" MNST	***BIF250F***	2 lbs. 5 ozs.	**$95.10**
2½" MBRIT	2½" MNPSH	***BIF250S***		**95.10**
2½" MBRIT	2½" MNPT	***BIF250T***		**95.10**
2½" MBRIT	2½" MBSP	***BIF250B***		**95.10**

Plug



Size	*Brass* Part #	Wt.	Price/E
2½"	***BIDP250***	1 lb. 13 ozs.	**$50.25**

Cap



Size	*Brass* Part #	Wt.	Price/E
2½"	***BIDC250***	3 lbs. 8 ozs.	**$97.20**

Hose Shanks



BIE150 BIC150

Size	*Brass* Part #	Wt.	Price/E
2½" MBI x 1½" hose shank	***BIE150***	2 lbs. 11 ozs.	**$114.50**
2½" FBI x 1½" hose shank	***BIC150***	3 lbs. 12 ozs.	**119.50**

Forestry Non Weeping Fire Hose

Outer construction:
single jacket, all polyester

Tube construction:
thermoplastic

Impregnation: yellow

Consult the factory for pricing and availability for any of the following features:
- 25' lengths
- other threads and configurations

Proof pressure: **600 PSI** *
Service test pressure: **300 PSI** *
Working pressure: **270 PSI** *
* at ambient temperature (70°F)



***Coupled* with female and male expansion ring couplings**

Size	Length	Part #	Rocker Lug Aluminum *NST (NH)* **RAF**	Rocker Lug Aluminum *NPSH* **RAS**
1"	50'	***NF610Y50***	**---**	**$290.00**
1"	100'	***NF610Y100***	**---**	**430.00**
1½"	50'	***NF615Y50***	**$310.00**	**310.00**
1½"	100'	***NF615Y100***	**490.00**	**490.00**

Forestry Mop Up Hose

Forest fire applications include mop-up, low volume hand lines, filling pump cans, supplying sprinklers and remote fire line protection. 50' coil diameter is 9".

Outer construction:
single jacket, synthetic

Tube construction:
thermoplastic

Impregnation: yellow

Consult the factory for pricing and availability for any of the following features:
- other threads and configurations

Proof pressure: **300 PSI** *
Service test pressure: **150 PSI** *
Working pressure: **135 PSI** *
* at ambient temperature (70°F)



***Coupled* with female and male brass ferrule type garden hose couplings**

Size	Length	Part #	Price/E
¾"	50'	***NF307Y50GHT***	**$161.20**

¼ Turn Forestry Adapters

- forged aluminum
- maximum working pressure **300 PSI** at ambient temperature (70°F)
- adapters have a common quarter turn sexless head (a 1½" QT fitting will mate with a ¾" QT or 1" QT)
- replacement gaskets: ***QTG-F $0.00***



male



female

Thread	*Male* Part #	Price/E	*Female* Part #	Price/E
¾" GHT	***QTM75GHT-F***	**$55.75**	***QTF75GHT-F***	**$65.45**
1" NPS	***QTM100S-F***	**54.30**	***QTF100S-F***	**67.15**
1" NPT	***QTM100T-F***	**54.30**	***QTF100T-F***	**67.15**
1½" NST (NH)	***QTM150F-F***	**51.90**	***QTF150F-F***	**66.45**
1½" NPT	***QTM150T-F***	**51.90**	***QTF150T-F***	**66.45**

Thermoplastic Ball Shut-Off Nozzles



- lightweight
- glass reinforced plastic
- black pistol grip handle
- for use up to **150 PSI** *(water or AFFF only)* at ambient temperature (70°F)

Size	Thread	Part #	Price/E
1½"	SIPT	***PPSO150S***	**$381.85**
1½"	NST (NH)	***PPSO150F***	**381.85**

Thermoplastic Ball Shut-Off Nozzles



- lightweight
- glass reinforced plastic
- black pistol grip handle
- yellow nozzle tip can be detached to allow for installation of foam inductor
- for use up to **150 PSI** *(water or AFFF only)* at ambient temperature (70°F)

Size	Thread	GPM	Part #	Price/E
1½"	SIPT	30	***FNPSO150S-30***	**$403.10**
1½"	NST (NH)	30	***FNPSO150F-30***	**403.10**
1½"	SIPT	70	***FNPSO150S-70***	**403.10**
1½"	NST (NH)	70	***FNPSO150F-70***	**403.10**

Thermoplastic Plain Hose Nozzles



- thermoplastic
- red finish
- for use up to **100 PSI** *(water only)* at ambient temperature (70°F)

Size	Thread	Length	Orifice	Part #	Price/E
1½"	NPS	10"	½"	***PN15***	**$18.00**
1½"	NST (NH)	10"	½"	***PN15F***	**18.00**

Thermoplastic Penetrator Nozzle



The black and yellow penetrator nozzle is designed with standard 1½" NPSH male hose threads that are converted to female thread for connection to the hose using a double female rigid connector. It is specifically designed with a ¼" discharge orifice, which generates a high velocity water jet that is effective against deep seated wildland fires.

- for use up to **200 PSI** *(water only)* at ambient temperature (70°F)

Size	Thread	Length	Orifice	Part #	Price/E
1½"	NST (NH)	5½"	¼"	***PFN4005F***	**$41.05**

Twin Tip Straight Stream Forestry Nozzles



- molded high strength red polycarbonate
- The solid, one-piece reversible twin tip has 1/4" and 3/8" orifices.
- for use up to **100 PSI** *(water only)* at ambient temperature (70°F)

Size	Thread	Length with tip	Length without tip	Orifice of base nozzle	Part #	Price/E
1½"	NPSH	9"	7½"	½"	***PTTF150S***	**$29.70**
1½"	NST (NH)	9"	7½"	½"	***PTTF150F***	**29.70**

Forestry Grade Aluminum Ball Shut-Off Nozzles

- NFPA1964 compliant
- cast anodized aluminum body, hardcoated threads, and acetal ball, rigid inlet
- working pressure up to **600 PSI** at ambient temperature (70°F)
- FSS specification 5100-238



Size	Thread	Waterway	Part #	Price/E
1"	NPSH	¾"	***FBSO100S***	**$318.00**
1½"	NPSH	1"	***FBSO150S***	**324.45**
1"	NST (NH)	¾"	***FBSO100F***	**318.00**
1½"	NST (NH)	1"	***FBSO150F***	**324.45**

Forestry Grade Aluminum Ball Shut-Off Nozzle with Pistol Grip

- NFPA1964 compliant
- cast anodized aluminum body, hardcoated threads, and acetal ball, full time live swivel inlet
- working pressure up to **600 PSI** at ambient temperature (70°F)
- FSS specification 5100-238



Size	Thread	Waterway	Part #	Price/E
1"	NPSH	¾"	***FBSO100S-PG***	**$460.35**
1½"	NPSH	1"	***FBSO150S-PG***	**486.15**
1"	NST (NH)	¾"	***FBSO100F-PG***	**460.35**
1½"	NST (NH)	1"	***FBSO150F-PG***	**486.15**

Aluminum Tip for Ball Shut-Off Nozzles

- lightweight anodized aluminum construction
- for use up to **200 PSI** *(water only)* at ambient temperature (70°F)



NPSH



NST

Size	Thread	Orifice [1]	Length	Tip Part #	Price/E
1"	NPSH	½"	4"	***ANT100***	**$235.00**
1½"	NPSH	½"	4¾"	***ANT150***	**235.00**
1"	NST (NH)	½"	4"	***ANT100F***	**235.00**
1½"	NST (NH)	½"	4¾"	***ANT150F***	**235.00**

[1] other orifice sizes available

Aluminum Fog Nozzles



- constructed of anodized aluminum
- without bumper
- adjustable fog or straight stream
- color: black
- weight: 12 oz.
- Federal Supply Schedule certified 5100-2396

Size	Thread	60° Spray GPM @ **100 PSI** at 70°F	Part #	Price/E
1½"	NPS	52	***AFN150***	**$299.40**
1½"	NST (NH)	52	***AFN150NST***	**299.40**

Forestry Fog Nozzles

- 6061-T6 aluminum, corrosion resistant plated
- maroon hardcoated barrel allows for easy identification
- offers two straight stream and two fog patterns
- combination fog and straight stream
- dual flow rate nozzles
- operating pressure up to **600 PSI** *(water only)*



FFN75GHT



FFN100



FFN150NST

Size	Thread	Dual Flow Rates: 1st Straight Stream GPM @ **100 PSI** at 70°F	Dual Flow Rates: 2nd Straight Stream GPM @ **100 PSI** at 70°F	NSN	Forestry Service Specification	Part #	Price/E
¾"	GHT	1-2 [1]	3-4 [1]	---	---	***FFN75GHT***	**$186.00**
1"	NPSH	12	25	4210-01-165-6603	5100-239A	***FFN100***	**190.00**
1½"	NPSH	25	70	---	5100-107A	***FFN150***	**294.60**
1"	NST (NH)	12	25	---	5100-239A	***FFN100NST***	**207.50**
1½"	NST (NH)	25	70	4210-01-167-1123	5100-107A	***FFN150NST***	**294.60**

[1] GPM rating @ **40 PSI** at 70°F

Aluminum ¼ Turn Ball Type Wye Valves - Forestry Grade



- cast aluminum, anodized body, hardcoated threads
- swivel inlet
- suitable for use with water and Aqueous Film Forming Foam
- built to United States Forest Service specifications

Female x Male	**PSI** at 70°F	Part #	Price/E
1" NPSH x 1" NPSH	**600**	***FWV10S10S***	**$565.60**
1½" NST (NH) x 1" NPSH	**600**	***FWV15F10S***	**686.80**
1½" NST (NH) x 1½" NST (NH)	**600**	***FWV15F15F***	**626.95**
2½" NST (NH) x 1½" NST (NH)	**400**	***FWV25F15F***	**698.70**
2½" NST (NH) x 2½" NST (NH)	**400**	***FWV25F25F***	**1540.55**

Dry Hydrants

Typical Dry Hydrant Installations

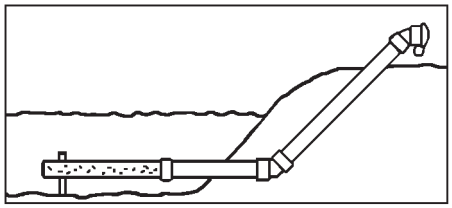

45°
(preferred)

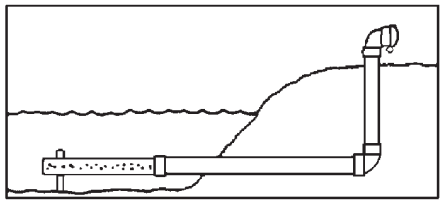

90°

Underwater Strainer Support

Description	*Hardcoated Aluminum* Part #	Price/E
underwater strainer support	***DHSSC6***	**$81.25**



Back Flushing Strainers

- length: 37"

Size	*Schedule 40 PVC pipe* Part #	Price/E
6"	***DHS6BF***	**$451.30**
8"	***DHS8BF*** [1]	**1025.35**

[1] includes 8" x 6" reducer



Male Adapters and Caps

Male NST (NH)	**90° Male Adapters** *Hardcoated Aluminum* Part #	Price/E	**45° Male Adapters** *Hardcoated Aluminum* Part #	Price/E
4½"	***ADH90M45F***	**$437.40**	***ADH45M45F***	**$437.40**
6"	***ADH90M60F***	**460.55**	***ADH45M60F***	**460.55**

Rocker Lug Cap with Cable

Female NST (NH)	*Hardcoated Aluminum* Part #	Price/E
4½"	***ADHC450F***	**$127.45**
6"	***ADHC600F***	**135.20**



adapters and caps sold separately

Female Adapters and Plugs

Female NST (NH)	**90° Female Adapters** *Hardcoated Aluminum* Part #	Price/E	**45° Female Adapters** *Hardcoated Aluminum* Part #	Price/E
4½"	***ADH90F45F***	**$568.90**	***ADH45F45F***	**$575.35**
6"	***ADH90F60F***	**589.60**	***ADH45F60F***	**601.25**

Rocker Lug Plug with Cable

Male NST (NH)	*Hardcoated Aluminum* Part #	Price/E
4½"	***ADHP450F***	**$229.70**
6"	***ADHP600F***	**315.50**



adapters and plugs sold separately

Drum Plug Wrenches



DPW



ADPW

- sparkproof, natural finish is safe around flammables
- offset handle design reduces user stress and minimizes knuckle injury

Bronze		*Aluminum*	
Part #	Price/E	Part #	Price/E
DPW	**$103.30**	***ADPW***	**$41.75**

Drum Faucets

Polyethylene Drum Faucets



- Faucets are *not* to be used in applications where temperatures exceed **140°F (60°C)**.
- no wrench needed for screwing into drum opening
- 2" faucet is shipped with a gasket; the ¾" does not require a gasket

NPT Size	*Gold Polyethylene*	
	Part #	Price/E
¾"	***PEDF75***	**$10.50**
2"	***PEDF200***	**56.75**

Stainless Heavy Duty Adjustable Drum Faucet



- ¾" NPT connection
- adjustable shank is designed to easily adjust to proper drain position after installing in drum
- PTFE gasket

Stainless Steel	
Part #	Price/E
HDSSF75	**$554.00**

Brass Heavy Duty Adjustable Drum Faucet



- ¾" NPT connection
- easy to use, self-closing design

Brass	
Part #	Price/E
AHDBF75	**$225.40**

Brass Heavy Duty Drum Faucet with Rigid Shank



- ¾" NPT connection
- easy to use, self-closing design
- PTFE gasket

Brass	
Part #	Price/E
HDBF75	**$179.95**

Compression Bibb Faucets



- rough brass finish
- nozzle end is GHT
- *for water use only*

Male NPT Inlet Size	*Brass*	
	Part #	Price/E
½"	***35-201-10***	**$28.70**
¾"	***35-202-10***	**28.70**

Drum Thread Adapter

- for use in gravity discharge from drums
- The male NPSH thread with gasket on the drum side allows for a connection to drums with female NPSH thread.
- The male NPT end allows for a connection with the female NPT found on most ball valves.



Size	*Cast Brass* Part #	Price/E
2" x 2"	***DMH20DR20***	**$64.50**

Drum Gate Valves

- iron body
- male NPT
- manually operated
- ideal for drawing non-flammable liquids from drums and tanks
- Machined and lapped brass faceplate designed for oval discharge to ensure no splashing and smooth operation.
- black Japanned finish
- can be padlocked



NPT Size	*Iron* Part #	Price/E
¾"	***D71***	**$87.00**
2"	***D75***	**117.00**

- male NPT
- Lightweight, durable aluminum body provides improved corrosion resistance for certain fluids.
- Sturdy 2" handle is stamped metal with black enamel finish.
- can be padlocked



NPT Size	*Aluminum* Part #	Price/E
2"	***D75AL***	**$169.00**

Self-Closing Gate Valves

- male NPT
- Features a gray iron body, brass sliding gate and machine lapped sealing surface.
- Gate closes automatically when handle is released, cleaning discharge surface.
- Ideal for dispensing viscous liquids such as oil, grease paint, varnish and syrups from drums and tanks.
- can be padlocked



NPT Size	*Iron* Part #	Price/E
¾"	***D71SC***	**$137.00**
2"	***D75SC***	**339.00**

Gate Valves



- rated **200 PSI** non-shock cold water, oil or gas
- female NPT threaded ends
- threaded bonnet
- integral seat
- adjustable packing nut
- non-rising stem
- solid wedge disc
- iron handwheel
- 100% factory tested

NPT Size	*Brass*		*316 Stainless Steel*	
	Part #	Price/E	Part #	Price/E
1/4"	***BGV25***	**$19.60**	**---**	**---**
3/8"	***BGV38***	**19.60**	**---**	**---**
1/2"	***BGV50***	**19.60**	***SSGV50***	**$125.15**
3/4"	***BGV75***	**26.60**	***SSGV75***	**148.80**
1"	***BGV100***	**39.75**	***SSGV100***	**186.00**
1-1/4"	***BGV125***	**56.00**	***SSGV125***	**255.35**
1-1/2"	***BGV150***	**71.20**	***SSGV150***	**339.90**
2"	***BGV200***	**106.00**	***SSGV200***	**419.35**
2-1/2"	***BGV250***	**202.00**	**---**	**---**
3"	***BGV300***	**270.00**	**---**	**---**
4"	***BGV400***	**430.00**	**---**	**---**



- Class 800
- ASTM A105, ANSI B120.1
- bolted bonnet
- female threaded ends
- rated to **1975 PSI**
- temperature: **800°F**
- can be used for steam service

NPT Size	*Forged Steel*	
	Part #	Price/E
1/2"	***FSGV50***	**$114.35**
3/4"	***FSGV75***	**120.35**
1"	***FSGV100***	**166.55**
1-1/4"	***FSGV125***	**300.90**
1-1/2"	***FSGV150***	**311.50**
2"	***FSGV200***	**395.20**

Globe Valves



- Class 800
- ASTM A105, ANSI B120.1
- bolted bonnet
- female threaded ends
- rated to **1975 PSI**
- temperature: **800°F**
- can be used for steam service

NPT Size	*Forged Steel*	
	Part #	Price/E
1/2"	***FSGLBV50***	**$158.50**
3/4"	***FSGLBV75***	**172.55**
1"	***FSGLBV100***	**228.70**
1-1/4"	***FSGLBV125***	**413.25**
1-1/2"	***FSGLBV150***	**423.25**
2"	***FSGLBV200***	**523.55**

Check Valves



- Class 800
- ASTM A105, ANSI B120.1
- bolted bonnet
- female threaded ends
- rated to **1975 PSI**
- temperature: **800°F**
- can be used for steam service

NPT Size	*Forged Steel*	
	Part #	Price/E
1/2"	***FSCV50***	**$128.40**
3/4"	***FSCV75***	**144.45**
1"	***FSCV100***	**202.60**
1-1/4"	***FSCV125***	**353.05**
1-1/2"	***FSCV150***	**375.10**
2"	***FSCV200***	**451.35**

Domestic Gate Valves

New for 2012

- Class 150
- rated **300** PSI cold working pressure, **150** PSI steam working pressure
- female threaded ends
- union bonnet
- ASME B1.20.1
- Grafoil® packing
- rising stem
- solid disc
- malleable iron handwheel
- 100% factory tested
- temperature range: -20°F to 406°F



NPT Size	*Brass* Part #	Price/E
½"	***DBGV50***	**$110.80**
¾"	***DBGV75***	**131.55**
1"	***DBGV100***	**166.15**
1¼"	***DBGV125***	**256.15**
1½"	***DBGV150***	**315.65**
2"	***DBGV200***	**383.50**

Domestic Globe Valves

New for 2012

- Class 150
- rated **300** PSI cold working pressure, **150** PSI steam working pressure
- female threaded ends
- union bonnet
- ASME B1.20.1
- Grafoil® packing
- PTFE disc
- malleable iron handwheel
- 100% factory tested



NPT Size	*Brass* Part #	Price/E
½"	***DGLBV50***	**$150.95**
¾"	***DGLBV75***	**202.10**
1"	***DGLBV100***	**317.00**
1¼"	***DGLBV125***	**505.30**
1½"	***DGLBV150***	**613.30**
2"	***DGLBV200***	**920.60**

Domestic Swing Check Valves

New for 2012

- Class 150
- rated **300** PSI cold working pressure, **150** PSI steam working pressure
- female threaded ends
- ASME B1.20.1
- metal seat
- 100% factory tested
- temperature range: -20°F to 406°F



NPT Size	*Brass* Part #	Price/E
½"	***DSCV50***	**$135.65**
¾"	***DSCV75***	**164.75**
1"	***DSCV100***	**221.55**
1¼"	***DSCV125***	**293.50**
1½"	***DSCV150***	**380.70**
2"	***DSCV200***	**569.00**

Full Flow Ball Valves

- high flow rate; low pressure drop
- wetted parts are aluminum and stainless steel
- seals are FPM (Viton® and PTFE)
- spindle can be disassembled even when ball valve is installed
- working pressure: **150 PSI** at ambient temperature (70°F)
- available in 2", 3" and 4" in standard flow and two-way flow
- standard valve ports - female NPT, socket weld for Schedule 40 pipe and grooved
- optional ports include DN flange, butt weld and 150# flange
- two ports - one inlet and one outlet

One-Way Full Flow Ball Valves / Female NPT ends



Size	*Aluminum* Part #	Price/E
2"	***1WAYBV200***	**$743.75**
3"	***1WAYBV300***	**1005.00**
4"	***1WAYBV400***	**1484.00**

One-Way Full Flow Ball Valves / Socket Weld Ends to Schedule 40 Pipe



Size	Bore	*Aluminum* Part #	Price/E
2"	2.390"	***1WAYBV200SW***	**$816.50**
3"	3.530"	***1WAYBV300SW***	**1085.75**

One-Way Full Flow Ball Valves / Grooved Ends



Size	*Aluminum* Part #	Price/E
2"	***1WAYBV200VIC***	**$1005.00**
3"	***1WAYBV300VIC***	**1328.60**

Full Flow Ball Valves

- high flow rate; low pressure drop
- wetted parts are aluminum and stainless steel
- seals are FPM (Viton® and PTFE)
- spindle can be disassembled even when ball valve is installed
- working pressure: **150 PSI** at ambient temperature (70°F)
- available in 2", 3" and 4" in standard flow and two-way flow
- standard valve ports - female NPT, socket weld for Schedule 40 pipe and grooved
- optional ports include DN flange, butt weld and 150# flange
- three ports - one inlet and two outlets, valve directs the flow from the inlet to either of the two outlets
- commonly used for switching compartments or tanks

Two-Way Full Flow Ball Valves / Female NPT ends

Size	*Aluminum* Part #	Price/E
2"	***2WAYBV200***	**$1070.00**
3"	***2WAYBV300***	**1357.00**
4"	***2WAYBV400***	**2946.00**



Two-Way Full Flow Ball Valves / Socket Weld Ends to Schedule 40 Pipe

Size	Bore	*Aluminum* Part #	Price/E
2"	2.390"	***2WAYBV200SW***	**$1140.00**
3"	3.530"	***2WAYBV300SW***	**1464.25**



Two-Way Full Flow Ball Valves / Grooved Ends

Size	*Aluminum* Part #	Price/E
2"	***2WAYBV200VIC3***	**$1490.00**
3"	***2WAYBV300VIC3***	**1875.25**



Solder End Brass Ball Valves

- Designed for the best protection against potential gas leakage under extreme duty or low pressure applications.
- rated to **600 PSI** WOG; **150 PSI** Working Steam Pressure
- maximum temperature **366°F**
- Underwriters Listed
- full port
- brass body
- blow-out proof stem
- chrome-plated brass ball
- adjustable stem packing nut
- PTFE seats, seals, and thrust washer

Size	Port Type	*Brass* Part #	Price/E
½"	full	***FBV50SE***	**$23.65**
¾"	full	***FBV75SE***	**32.25**
1"	full	***FBV100SE***	**47.50**
1¼"	full	***FBV125SE***	**85.65**
1½"	full	***FBV150SE***	**125.55**
2"	full	***FBV200SE***	**175.80**



Domestic Brass Ball Valves

- for control of air, water, oil and gas in hose or pipe lines for other services, please contact the factory
- rated to **600 PSI** WOG; **150 PSI** saturated steam
- brass valve bodies, balls and stems
- blow-out proof stems
- glass-filled reinforced PTFE seats and stuffing box ring; stem seals and washers
- plated steel handles and nuts with vinyl sleeves, full port and standard port valves are both repairable
- ¼" - ½" full port; ¾" - 3" standard port
- meets WW-V 35C, Type II Composition
- ball valve handle replacements available, consult Dixon for pricing.



female NPT x female NPT

Size	Port Type	*Brass* Part #	Price/E
1/4"	full	***BBV25***	**$31.85**
3/8"	full	***BBV38***	**31.85**
1/2"	full	***BBV50***	**31.85**
3/4"	standard	***BBV75***	**52.55**
1"	standard	***BBV100***	**66.20**
1-1/4"	standard	***BBV125***	**111.10**
1-1/2"	standard	***BBV150***	**141.95**
2"	standard	***BBV200***	**177.80**
2½"	standard	***BBV250***	**846.30**
3"	standard	***BBV300***	**1025.25**

Locking Handle Brass Ball Valves

- for control of air, water, oil and gas in hose or pipe lines for other services, please contact the factory
- rated to **600 PSI** WOG; **150 PSI** saturated steam
- blow-out proof RPTFE stem
- chrome-plated brass ball
- Stainless steel sliding lock mechanism secures handle in open or closed position; can be padlocked opened or closed.
- plated steel handles and nuts with vinyl sleeves, full port and standard port valves are both repairable
- ¼" - ½" full port; ¾" - 2" standard port



female NPT x female NPT

Size	Port Type	*Brass* Part #	Price/E
1/4"	full	***BBLV25***	**$41.80**
3/8"	full	***BBLV38***	**41.80**
1/2"	full	***BBLV50***	**41.80**
3/4"	standard	***BBLV75***	**62.40**
1"	standard	***BBLV100***	**76.00**
1-1/4"	standard	***BBLV125***	**120.85**
1-1/2"	standard	***BBLV150***	**151.65**
2"	standard	***BBLV200***	**187.45**

Domestic Full Port Ball Valves

- machined solid chrome-plated ball
- multi-fill PTFE seats and seals
- adjustable packing
- blow-out proof stem design
- bronze castings
- full port
- vacuum service to 29 inches Hg
- rated to **600 PSI** WOG; **150 PSI** saturated steam



female NPT x female NPT

Size	Port Type	*Bronze* Part #	Price/E
3/4"	full	***BBV75FP***	**$49.85**
1"	full	***BBV100FP***	**63.00**
1-1/4"	full	***BBV125FP***	**146.90**
1-1/2"	full	***BBV150FP***	**194.85**
2"	full	***BBV200FP***	**335.70**

Imported Brass Ball Valves

- for control of air, water, oil and gas in hose or pipe lines for other services, please contact Dixon
- rated to **600 PSI** WOG; **150 PSI** Working Steam Pressure
- forged brass bodies
- blow-out proof stems
- PTFE seats, seals and thrust washers
- chrome-plated brass balls and plated steel handles
- full port
- maximum temperature **366°F**
- Underwriters Listed for ¼" through 4" full port valves
- NSF61 approved



female NPT x female NPT

Size	Port Type	*Brass* Part #	Price/E
1/4"	full	***FBV25***	**$18.15**
3/8"	full	***FBV38***	**18.15**
1/2"	full	***FBV50***	**22.25**
3/4"	full	***FBV75***	**31.70**
1"	full	***FBV100***	**47.15**
1¼"	full	***FBV125***	**82.10**
1½"	full	***FBV150***	**121.45**
2"	full	***FBV200***	**172.20**

female NPT x female NPT

Size	Port Type	*Brass* Part #	Price/E
2½"	full	***FBV250***	**$379.55**
3"	full	***FBV300***	**543.20**
4"	full	***FBV400***	**897.60**

female NPT x female NPT with locking handle

Size	Port Type	*Brass* Part #	Price/E
½"	full	***FBVL50***	**$33.15**
¾"	full	***FBVL75***	**42.35**
1"	full	***FBVL100***	**59.25**
1¼"	full	***FBVL125***	**98.70**
1½"	full	***FBVL150***	**138.25**
2"	full	***FBVL200***	**198.05**

Size	Port Type	*Brass* Part #	Price/E
2½"	full	***FBVL250***	**$441.90**
3"	full	***FBVL300***	**610.05**
4"	full	***FBVL400***	**1015.25**

female NPT x female NPT

Size	Port Type	*Brass* Part #	Price/E
½"	standard	***BV50***	**$17.20**
¾"	standard	***BV75***	**20.85**
1"	standard	***BV100***	**28.90**
1¼"	standard	***BV125***	**44.80**
1½"	standard	***BV150***	**59.95**
2"	standard	***BV200***	**88.75**

- for control of air, water, oil and gas in hose or pipe lines for other services, please contact Dixon
- rated to **600 PSI** WOG; **150 PSI** Working Steam Pressure
- forged brass bodies
- blow-out proof stems
- PTFE seats, seals and thrust washers
- chrome-plated brass balls and plated steel handles
- standard port
- maximum temperature **366°F**

Global Brass Ball Valves

- for water and air only
- ¼" - 3/8" rated to **365 PSI;** ½" - 2" rated to **600 PSI**
- body: forged brass
- maximum temperature **248°F** (120°C)

female NPT x female NPT

Size	Port Type	*Brass* Part #	Price/E
¼"	full	***FBVG25***	**$7.50**
3/8"	full	***FBVG38***	**7.50**
½"	full	***FBVG50***	**11.80**
¾"	full	***FBVG75***	**16.60**
1"	full	***FBVG100***	**27.25**
1¼"	full	***FBVG125***	**42.00**
1½"	full	***FBVG150***	**59.00**
2"	full	***FBVG200***	**90.00**

New



250 Lb. Steam Ball Valves

- recommended for use with fluids with widely varying temperatures and/or thermal expansion rates
- rated to **600 PSI**; **250 PSI** saturated steam
- vacuum service to 29 inches Hg
- threaded bronze valve
- 316 stainless steel ball and stem
- blow-out proof stem design
- multi-fill RPTFE seats
- multi-fill stuffing box ring
- high temperature MTFE stem packing
- adjustable packing gland
- ½" full port; ¾" - 2" standard port
- maximum temperature rating **406°F**



female NPT x female NPT

Size	Port Type	*Bronze* Part #	Price/E
½"	full	***BBV50ST***	**$69.85**
¾"	standard	***BBV75ST***	**112.55**
1"	standard	***BBV100ST***	**132.10**
2"	standard	***BBV200ST***	**366.65**

"Deadman" Spring Return Handle Ball Valves

Bronze

- rated to **600 PSI** WOG; **150 PSI** saturated steam
- vacuum service to 29 inches Hg
- stainless steel lever
- chromium plated ball
- RTFE seats and stuffing box ring
- blow-out proof stem design
- adjustable packing gland
- ½" full port; ¾" - 2" standard port
- spring return closes valve when not held open
- operating torque approximately three times standard valve torque



female NPT x female NPT

Size	Port Type	*Bronze* Part #	Price/E
½"	full	***BBV50SR***	**$233.90**
¾"	standard	***BBV75SR***	**262.10**
1"	standard	***BBV100SR***	**280.00**
1½"	standard	***BBV150SR***	**430.40**
2"	standard	***BBV200SR***	**506.30**

316 Stainless Steel

- rated to **2000 PSI** WOG ½" to 1"; **1500 PSI** WOG 1¼" to 2"
- **150 PSI** saturated steam, all sizes
- vacuum service to 29 inches Hg, all sizes
- PTFE seals
- blow-out proof stem design
- adjustable packing gland
- ½" full port; ¾" - 2" standard port
- spring return closes valve when not held open
- operating torque approximately three times standard valve torque



female NPT x female NPT

Size	Port Type	*316 Stainless Steel* Part #	Price/E
½"	full	***SSBV50SR***	**$264.35**
¾"	standard	***SSBV75SR***	**342.20**
1"	standard	***SSBV100SR***	**384.65**
1¼"	standard	***SSBV125SR***	**626.30**
1½"	standard	***SSBV150SR***	**676.00**
2"	standard	***SSBV200SR***	**838.60**

3-Way Diverting Ball Valves

T Flow Pattern

Lever Assembly	position 1	position 2
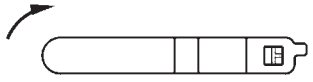		
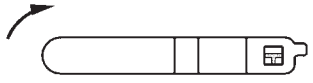		
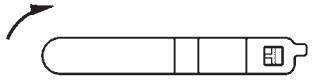		
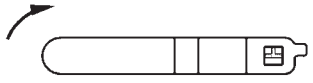		

Note: ¼ turn handle can be adjusted to any orientation. Notches on the valve stem reflect the three openings on the ball.



- rated to **400 PSI** WOG; **100 PSI** saturated steam
- brass body
- blow-out proof stem
- chrome plated brass ball
- PTFE seats, seals, and thrust washer
- adjustable stem packing
- standard port
- maximum temperature: **344°F**

female NPT x female NPT x female NPT

Size	Port Type	*Brass* Part #	Price/E
½"	standard	***BBV50DTW***	**$108.50**
¾"	standard	***BBV75DTW***	**119.80**
1"	standard	***BBV100DTW***	**183.65**
1¼"	standard	***BBV125DTW***	**269.10**
1½"	standard	***BBV150DTW***	**409.35**
2"	standard	***BBV200DTW***	**668.55**

3-Way Diversion Ball Valves

L Flow Pattern

- can be used with gasoline and diesel fuel
- rated to **400 PSI** WOG
- bronze body
- blow-out proof stem
- chromium-plated ball
- RPTFE seats and stuffing box ring
- stainless steel handle and nut with vinyl sleeve
- adjustable packing gland
- ½" full port; ¾" and 1" standard port

female NPT x female NPT x female NPT

Size	Port Type	*Bronze* Part #	Price/E
½"	full	***BBV50TW*** [1]	**$64.60**
¾"	standard	***BBV75TW***	**89.15**
1"	standard	***BBV100TW***	**118.10**

[1] carbon steel handle and nut with vinyl sleeve



- rated to **800 PSI** WOG
- stainless steel body and ball
- blow-out proof stem
- RPTFE seats and stuffing box ring
- stainless steel handle and nut with vinyl sleeve
- adjustable packing gland
- ½" full port; ¾" and 1" standard port
- meets NACE MR-01-75

female NPT x female NPT x female NPT

Size	Port Type	*Stainless Steel* Part #	Price/E
½"	full	***SSBV50TW***	**$283.15**
¾"	standard	***SSBV75TW***	**340.00**
1"	standard	***SSBV100TW***	**471.75**

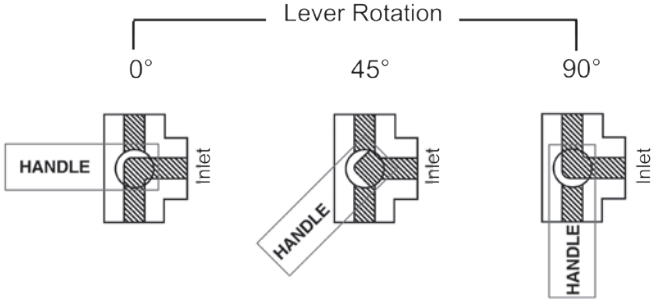

Brass Ball Valves

- for air service only
- rated to **600 PSI**
- Lockable ball valves vent downstream air in accordance with OSHA regulation 1910.147 for pneumatic systems.
- ½" full port; ¾" - 1" standard port
- brass valve
- chromium plated ball
- RTFE seats and stuffing box ring
- blow-out proof stem design
- adjustable packing gland



female NPT x male NPT

Size	Port Type	*Brass* Part #	Price/E
1/2"	full	***BMV50***	**$38.50**
3/4"	standard	***BMV75***	**61.30**
1"	standard	***BMV100***	**87.50**

Safety Vented Ball Valves

- for air service only
- rated to **600 PSI**
- Lockable ball valves vent downstream air in accordance with OSHA regulation 1910.147 for pneumatic systems.
- ¼" - ½" full port; ¾" - 2" standard port
- brass valve
- chromium plated ball
- RTFE seats and stuffing box ring
- blow-out proof stem design
- adjustable packing gland



female NPT x female NPT

Size	Port Type	*Brass* Part #	Price/E
1/4"	full	***BBV25LV***	**$46.85**
3/8"	full	***BBV38LV***	**46.85**
1/2"	full	***BBV50LV***	**46.85**
3/4"	standard	***BBV75LV***	**67.60**
1"	standard	***BBV100LV***	**86.30**
1-1/4"	standard	***BBV125LV***	**136.40**
1-1/2"	standard	***BBV150LV***	**167.15**
2"	standard	***BBV200LV***	**202.90**

Bronze Ball Valve with NPT Tap for Drain



- recommended for water and air service
- rated to **125 PSI** WOG
- brass ball valves vent downstream air in accordance with OSHA regulations for pneumatic systems
- chromium plated ball
- RTFE seats and stuffing box ring
- blow-out proof stem design
- adjustable packing gland
- full port
- auto-drain / auto-vent
- A ¼" NPT tapped port provides additional options such as an air venting elbow or noise muffler.

female NPT x female NPT

Size	Port Type	*Bronze* Part #	Price/E
1/4"	full	***BBV25VT***	**$49.75**
3/8"	full	***BBV38VT***	**49.75**
1/2"	full	***BBV50VT***	**49.75**
3/4"	full	***BBV75VT***	**100.60**
1"	full	***BBV100VT***	**141.00**

Dual Y Valves

- dual action valve, ideal for compressor applications
- female NPT threads
- non-vented rated to **600 PSI** WOG
- vented rated to **125 PSI** Cold Working Pressure



Non-Vented

Female NPT Inlet (1)	Female NPT Outlet (2)	*Brass* Part #	Price/E
1"	¾"	***BBV100DW***	**$146.35**
1¼"	¾"	***BBV125DW***	**146.35**

Vented

Female NPT Inlet (1)	Female NPT Outlet (2)	*Brass* Part #	Price/E
1"	¾"	***BBV100DWV***	**$146.35**
1¼"	¾"	***BBV125DWV***	**146.35**

Mini Ball Valves

- rated to **450 PSI**
- nickel plated brass body
- PTFE seats and Buna-N stem seal
- blow-out proof stem
- 1/4" and 3/8" full port; 1/8" and 1/2" standard port
- maximum temperature **330°F**
- American Gas Association and Canadian Gas Association approved



female NPT x female NPT

Size	Port Type	*Brass* Part #	Price/E
1/8"	standard	***MBV12***	**$13.40**
1/4"	full	***MBV25***	**13.40**
3/8"	full	***MBV38***	**12.45**
1/2"	standard	***MBV50***	**18.30**

Carbon Steel Ball Valves

- for control of air, water, oil and gas in hose or pipe lines, for other services, please contact the factory
- rated to **150 PSI** saturated steam
- ¼" - 1" rated to **2000 PSI**; 1¼" - 2" rated to **1500 PSI**
- carbon steel body
- chromium plated ball
- RPTFE seats and seals
- blow-out proof stem
- adjustable packing gland
- 1/4" and 3/8" full port; 1/2" - 2" standard port



female NPT x female NPT

Size	Port Type	*Carbon Steel* Part #	Price/E
1/4"	full	***IBV25***	**$58.35**
3/8"	full	***IBV38***	**58.35**
1/2"	standard	***IBV50***	**58.35**
3/4"	standard	***IBV75***	**67.30**
1"	standard	***IBV100***	**89.95**
1-1/4"	standard	***IBV125***	**137.20**
1-1/2"	standard	***IBV150***	**190.00**
2"	standard	***IBV200***	**246.75**

High Pressure Full-Bore Ball Valves

- blow out proof stem
- rugged construction
- Viton® shaft seals
- female thread

female x female

Size	PSI	*Carbon Steel* NPTF Part #	Price/E	SAE Part #	Price/E	PSI	*316 Stainless Steel* NPTF Part #	Price/E
1/4"	**7350**	***HPBV25***	**$63.90**	***HPBV25SAE***	**$71.65**	**7250**	***HPBV25SS***	**$427.50**
3/8"	**7350**	***HPBV38***	**67.80**	***HPBV38SAE***	**80.70**	**7250**	***HPBV38SS***	**497.50**
1/2"	**7350**	***HPBV12***	**73.70**	***HPBV12SAE***	**87.10**	**7250**	***HPBV12SS***	**595.00**
3/4"	**5880**	***HPBV34***	**145.05**	***HPBV34SAE***	**162.20**	**5800**	***HPBV34SS***	**1027.90**
1"	**5145**	***HPBV10***	**173.10**	***HPBV10SAE***	**190.00**	**5075**	***HPBV10SS***	**1212.80**
1¼"	**5880**	***HPBV125***	**452.90**	***HPBV125SAE***	**490.20**	**---**	**---**	**---**
1½"	**5880**	***HPBV150***	**548.90**	***HPBV150SAE***	**583.00**	**---**	**---**	**---**
2"	**5880**	***HPBV200***	**831.00**	***HPBV200SAE***	**870.00**	**---**	**---**	**---**



Stainless Steel Ball Valves

Full Port

- for use in water, oil and gas
- ¼" - 2" rated to **1000 PSI** WOG (CWP); 2½" - 3" rated to **800 PSI** WOG (CWP); **100 PSI** saturated steam
- 316 stainless steel body, ball and stem
- PTFE seat, joint gasket and thrust washer
- plastic cover on handle
- blow-out proof stem design
- full port
- temperature range **-20°F** to **450°F**



female NPT x female NPT

Size	Port Type	*316 Stainless Steel* Part #	Price/E
1/4"	full	***SSBV25***	**$39.50**
3/8"	full	***SSBV38***	**42.00**
1/2"	full	***SSBV50***	**44.00**
3/4"	full	***SSBV75***	**63.00**
1"	full	***SSBV100***	**84.00**
1-1/4"	full	***SSBV125***	**121.00**
1-1/2"	full	***SSBV150***	**161.00**
2"	full	***SSBV200***	**220.00**
2-1/2"	full	***SSBV250***	**495.00**
3"	full	***SSBV300***	**690.00**

Full Port, Locking Handle

- for use in water, oil and gas
- ¼" - 2" rated to **1000 PSI** WOG (CWP); 2½" - 3" rated to **800 PSI** WOG (CWP); **100 PSI** saturated steam
- 316 stainless steel body, ball and stem
- PTFE seat, joint gasket and thrust washer
- plastic cover on handle
- blow-out proof stem design
- full port
- temperature range **-20°F** to **450°F**
- lockable



female NPT x female NPT

Size	Port Type	*316 Stainless Steel* Part #	Price/E
1/4"	full	***SSLBV25***	**$43.00**
3/8"	full	***SSLBV38***	**44.00**
1/2"	full	***SSLBV50***	**48.00**
3/4"	full	***SSLBV75***	**70.00**
1"	full	***SSLBV100***	**90.00**
1-1/4"	full	***SSLBV125***	**129.00**
1-1/2"	full	***SSLBV150***	**171.00**
2"	full	***SSLBV200***	**236.00**
2½"	full	***SSLBV250***	**510.00**
3"	full	***SSLBV300***	**750.00**

Reduced Port, Locking Handle

- for use in water, oil and gas
- rated to **800 PSI** WOG; **100 PSI** saturated steam
- 316 stainless steel body, ball and stem
- PTFE seat, joint gasket and thrust washer
- plastic cover on handle
- blow-out proof stem design
- reduced port
- temperature range **-20°F** to **450°F**
- lockable



female NPT x female NPT

Size	Port Type	*316 Stainless Steel* Part #	Price/E
1/4"	reduced	***SSLBV25SP***	**$37.50**
3/8"	reduced	***SSLBV38SP***	**41.00**
1/2"	reduced	***SSLBV50SP***	**45.00**
3/4"	reduced	***SSLBV75SP***	**61.00**
1"	reduced	***SSLBV100SP***	**86.00**
1-1/4"	reduced	***SSLBV125SP***	**110.00**
1-1/2"	reduced	***SSLBV150SP***	**155.00**
2"	reduced	***SSLBV200SP***	**210.00**

Stainless Steel 3-Piece Ball Valves

Full Port

- 15% glass reinforced RTFE seats
- swing-out design for easy maintenance
- ISO 5211 mounting pad
- 316 stainless steel stem
- CF8M body and ball
- live-loaded stem packing using Belleville washers
- full port
- temperature range: **-40°F** to **400°F**

female NPT x female NPT

Size	Port Type	PSI @ 65°F	Body Length	*Stainless Steel* Part #	Price/E
½"	full	**1000**	2.5"	***3SSBV50***	**$80.60**
¾"	full	**1000**	2.9"	***3SSBV75***	**104.75**
1"	full	**1000**	3.2"	***3SSBV100***	**151.55**
1¼"	full	**1000**	3.7"	***3SSBV125***	**233.40**
1½"	full	**1000**	4.3"	***3SSBV150***	**274.25**
2"	full	**1000**	4.8"	***3SSBV200***	**368.75**
2½"	full	**800**	6.2"	***3SSBV250***	**791.35**
3"	full	**800**	7.5"	***3SSBV300***	**1065.80**
4"	full	**600**	8.9"	***3SSBV400***	**1941.50**



316 Stainless Steel 2-Piece Domestic Ball Valves

Full Port

- rated to **1,000 PSI** Cold Working Pressure
- rated to **150 PSI** saturated steam
- vacuum service to 29 inches Hg
- 316 stainless body, ball and stem
- PTFE seals
- blow-out proof stem
- vinyl handle cover
- full port
- temperature range: **-40°F** to **400°F**

female NPT x female NPT

Size	Port Type	*316 Stainless Steel* Part #	Price/E
1/4"	full	***DSBV25***	**$90.20**
3/8"	full	***DSBV38***	**90.20**
1/2"	full	***DSBV50***	**94.60**
3/4"	full	***DSBV75***	**124.10**
1"	full	***DSBV100***	**174.80**
1¼"	full	***DSBV125***	**221.30**
1½"	full	***DSBV150***	**346.60**
2"	full	***DSBV200***	**431.10**



Electrically Actuated 2-Piece Stainless Ball Valves



2-Piece Stainless Ball Valve

- CF8M stem and ball
- RTFE seats and seals
- blow-out proof stem
- live-loaded stem packing
- ISO 5211 mounting pad
- pressure rating: ¼" - 2" **1000 PSI** WOG, 2½" - 3" **800 PSI** WOG
- temperature range: **-40°F** to **450°F**

Electric Actuator

- lightweight powder coated aluminum alloy housing
- NEMA 4/4X waterproof and dustproof
- extended duty cycle induction motor
- high alloy steel gear train
- H-insulation class
- visual position indication
- space heater is standard
- manual override standard: ½" - 1½"
- working temperature: **-41°F** to **140°F**
- ISO 9001, CS, CE and CSA-C US Certified
- RoHS compliant

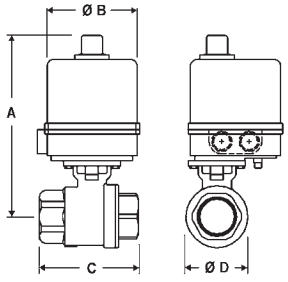

¼" - 1¼"

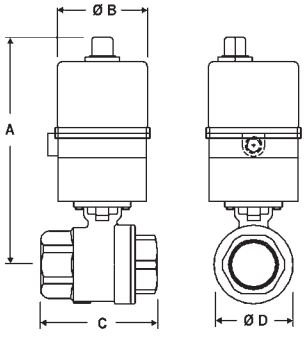

1½" - 2"

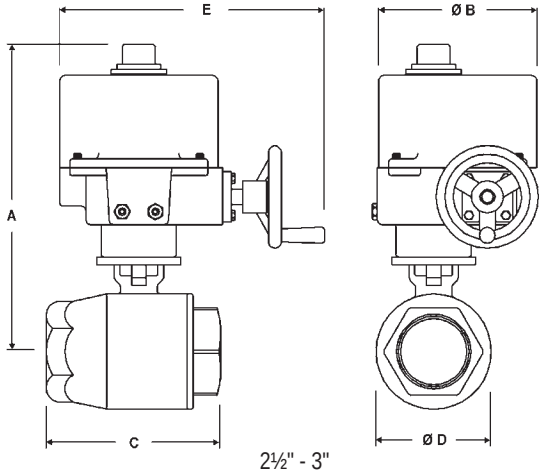

2½" - 3"

Dimensions are approximate.
Engineering dimensions are available upon request. Specifications are subject to change without notice.

Size	A	B	C	D	E	Override	*Stainless Steel* Part #	110VAC Voltage **-EA**	24VDC Voltage **-EG**	12VDC Voltage **-ET**	220VAC Voltage **-EK**	24VAC Voltage **-ES**
1/4"	7.79	4.50	2.56	1.40	NA	standard	***BV2HG-02511***	**$879.70**	**$879.70**	**$879.70**	**$879.70**	**$879.70**
3/8"	7.79	4.50	2.56	1.40	NA	standard	***BV2HG-03811***	**897.70**	**897.70**	**897.70**	**897.70**	**897.70**
1/2"	7.74	4.50	2.95	1.40	NA	standard	***BV2HG-05011***	**903.60**	**903.60**	**903.60**	**903.60**	**903.60**
3/4"	7.84	4.50	3.15	1.75	NA	standard	***BV2HG-07511***	**926.45**	**926.45**	**926.45**	**926.45**	**926.45**
1"	8.09	4.50	3.54	1.75	NA	standard	***BV2HG-10011***	**942.45**	**942.45**	**942.45**	**942.45**	**942.45**
1¼"	8.29	4.50	4.33	2.58	NA	standard	***BV2HG-12511***	**985.85**	**985.85**	**985.85**	**985.85**	**985.85**
1½"	8.69	4.50	4.72	2.97	NA	N/A	***BV2HG-15011***	**1056.80**	**1056.80**	**1056.80**	**1056.80**	**1056.80**
2"	11.13	4.50	5.51	2.73	NA	N/A	***BV2HG-20011***	**1714.10**	**1714.10**	**1714.10**	**1714.10**	**1714.10**
2½"	13.72	7.08	7.28	4.68	12.83	handwheel	***BV2HG-25011-EP*** *	**2995.60**	**--**	**--**	**--**	**--**
2½"	10.69	6.06	7.28	4.68	NA	N/A	***BV2HG-25011***	**2968.40**	**2968.40**	**2968.40**	**2968.40**	**2968.40**
3"	13.72	7.08	8.07	5.44	12.83	handwheel	***BV2HG-30011***	**4328.85**	**4328.85**	**4328.85**	**4328.85**	**4328.85**

* for 110VAC 2½" with manual override use EP

A wide variety of options are available: modulating, extra switches, transmitters, potentiometer, etc.
Contact Dixon Sanitary at 800.789.1718 or visit bradfordfittings.com for details.

SAFETY ALERT

Caution !

Even though there are torque safety factors built into our automated ball valve packages, actual service conditions must also be considered when selecting the proper product for the appropriate application.

For example: Severe service conditions such as dirty water, dirty air, all slurries, raw sewage water, oils, and other viscous fluids can have a dramatic affect in raising the torque requirements of ball valves as much as 75% and therefore larger actuators may be required. Please consult the factory when dealing with these types of applications.

SAFETY ALERT

Pneumatically Actuated 2-Piece Stainless Ball Valves

2-Piece Stainless Ball Valve
- CF8M stem and ball
- RTFE seats and seals
- blow-out proof stem
- live-loaded stem packing
- ISO 5211 mounting pad
- pressure rating: ¼" - 2" **1000 PSI** WOG, 2½" - 3" **800 PSI** WOG
- temperature range: **-40°F** to **450°F**

Rack and Pinion Actuator
- hard anodized aluminum body
- nickel plated anti-blowout pinion
- Buna-N O-rings
- NAMUR mounting
- bi-directional stops for ±5º travel adjustment
- 80 PSI plant air required
- visual position indication
- maximum operating pressure: **120 PSI**
- operating temperature range: **-40ºF** to **200ºF**
- tested to one million cycles



Spring Return (normally closed)

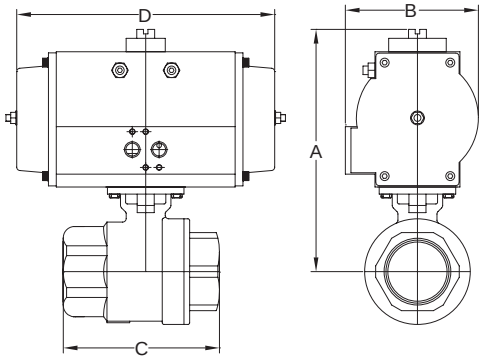

Dimensions are approximate. Engineering dimensions are available upon request. Specifications are subject to change without notice.

Size	A	B	C	D	Stainless Steel Part #	Price/E
1/4"	5.21	2.80	2.56	5.49	***BV2HG-02511-BBC***	**$550.10**
3/8"	5.21	2.80	2.56	5.49	***BV2HG-03811-BBC***	**573.05**
1/2"	5.16	2.80	2.95	5.49	***BV2HG-05011-BBC***	**505.90**
3/4"	5.26	2.80	3.15	5.49	***BV2HG-07511-BBC***	**526.30**
1"	6.64	3.74	3.54	8.09	***BV2HG-10011-BBC***	**631.50**
1¼"	6.84	3.74	4.33	8.09	***BV2HG-12511-BBC***	**676.75**
1½"	8.14	4.69	4.72	9.84	***BV2HG-15011-BBC***	**714.90**
2"	8.69	4.69	5.51	9.84	***BV2HG-20011-BBC***	**1087.35**
2½"	9.54	5.53	7.28	13.98	***BV2HG-25011-BBC***	**1520.75**
3"	11.39	7.29	8.07	16.61	***BV2HG-30011-BBC***	**3174.25**

Double Acting

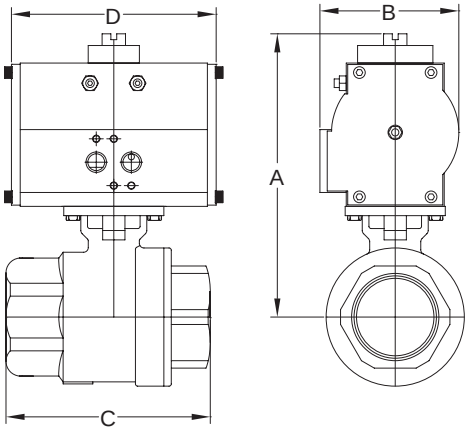

Dimensions are approximate. Engineering dimensions are available upon request. Specifications are subject to change without notice.

Size	A	B	C	D	Stainless Steel Part #	Price/E
1/4"	4.25	1.77	2.56	4.33	***BV2HG-02511-BCC***	**$319.05**
3/8"	4.25	1.77	2.56	4.33	***BV2HG-03811-BCC***	**319.05**
1/2"	4.20	1.77	2.95	4.33	***BV2HG-05011-BCC***	**422.70**
3/4"	4.30	1.77	3.15	4.33	***BV2HG-07511-BCC***	**344.75**
1"	5.89	3.20	3.54	5.68	***BV2HG-10011-BCC***	**533.40**
1¼"	6.09	3.20	4.33	5.68	***BV2HG-12511-BCC***	**578.65**
1½"	7.24	3.74	4.72	5.87	***BV2HG-15011-BCC***	**713.90**
2"	7.79	3.74	5.51	5.87	***BV2HG-20011-BCC***	**1122.25**
2½"	8.75	4.69	7.28	7.20	***BV2HG-25011-BCC***	**1390.15**
3"	10.01	5.53	8.07	10.22	***BV2HG-30011-BCC***	**2704.70**

A wide variety of switches, solenoids, positioners, etc., are available.
Contact Dixon Sanitary at 800.789.1718 or visit bradfordfittings.com for details.

SAFETY ALERT

Caution !

Even though there are torque safety factors built into our automated ball valve packages, actual service conditions must also be considered when selecting the proper product for the appropriate application.

For example: Severe service conditions such as dirty water, dirty air, all slurries, raw sewage water, oils, and other viscous fluids can have a dramatic affect in raising the torque requirements of ball valves as much as 75% and therefore larger actuators may be required. Please consult the factory when dealing with these types of applications.

SAFETY ALERT

Electrically Actuated 3-Piece Stainless Ball Valves



3-Piece Stainless Ball Valve

- CF8M body and ball
- 15% glass reinforced RTFE seats
- blow-out proof stainless steel stem
- live-loaded stem packing
- ISO 5211 mounting pad
- swing out in-line easy maintenance
- ½" - 2" rated to **1000 PSI** WOG; 3" rated to **800 PSI** WOG
- temperature range: **-40°F** to **400°F**

Electric Actuator

- lightweight powder coated aluminum alloy housing
- NEMA 4/4X waterproof and dustproof
- extended duty cycle induction motor
- high alloy steel gear train
- H-insulation class
- visual position indication
- space heater is standard
- manual override standard: ½" - 1½"
- working temperature: **-41°F** to **140°F**
- ISO 9001, CS, CE and CSA-C US Certified
- RoHS compliant

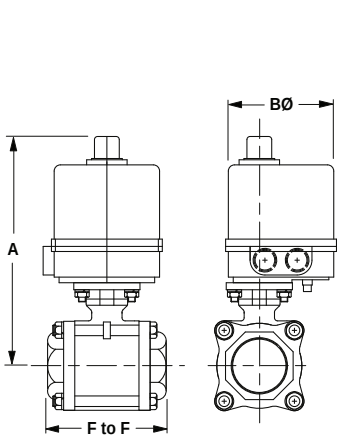

½" - 1¼"

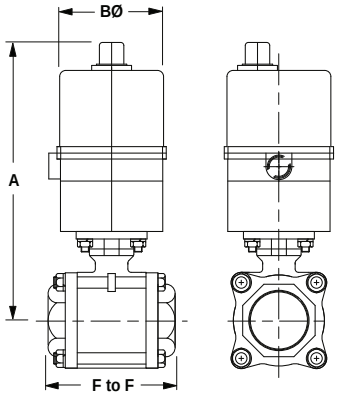

1½" - 2"

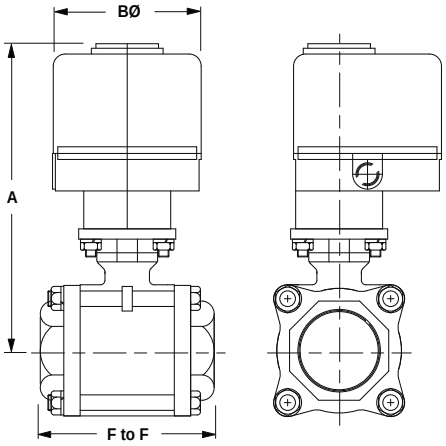

3"

Dimensions are approximate.
Engineering dimensions are available upon request. Specifications are subject to change without notice.

Size	F to F	A	B	Override	*Stainless Steel* Part #	110VAC Voltage **-EA**	24VDC Voltage **-EG**	12VDC Voltage **-ET**	220VAC Voltage **-EK**	24VAC Voltage **-ES**
½"	2.6	7.8	4.5	standard	***BV2IG-05011***	**$922.00**	**$922.00**	**$922.00**	**$922.00**	**$922.00**
¾"	3.0	8.0	4.5	standard	***BV2IG-07511***	**947.50**	**947.50**	**947.50**	**947.50**	**947.50**
1"	3.4	8.3	4.5	standard	***BV2IG-10011***	**969.60**	**969.60**	**969.60**	**969.60**	**969.60**
1¼"	4.0	8.5	4.5	standard	***BV2IG-12511***	**1029.50**	**1029.50**	**1029.50**	**1029.50**	**1029.50**
1½"	4.7	9.2	4.5	N/A	***BV2IG-15011***	**1066.15**	**1066.15**	**1066.15**	**1066.15**	**1066.15**
2"	5.2	11.4	4.5	N/A	***BV2IG-20011***	**1426.85**	**1426.85**	**1426.85**	**1426.85**	**1426.85**
3"	7.2	12.2	6.1	N/A	***BV2IG-30011***	**2620.65**	**2620.65**	**2620.65**	**2620.65**	**2620.65**

A wide variety of options are available: modulating, extra switches, transmitters, potentiometer, etc.
Contact Dixon Sanitary at 800.789.1718 or visit bradfordfittings.com for details.

SAFETY ALERT

Caution !

Even though there are torque safety factors built into our automated ball valve packages, actual service conditions must also be considered when selecting the proper product for the appropriate application.

For example: Severe service conditions such as dirty water, dirty air, all slurries, raw sewage water, oils, and other viscous fluids can have a dramatic affect in raising the torque requirements of ball valves as much as 75% and therefore larger actuators may be required. Please consult the factory when dealing with these types of applications.

SAFETY ALERT

Pneumatically Actuated 3-Piece Stainless Ball Valves

3-Piece Stainless Ball Valve
- CF8M body and ball
- 15% glass reinforced RTFE seats
- blow-out proof stainless steel stem
- live-loaded stem packing
- ISO 5211 mounting pad
- swing out in-line easy maintenance
- ½" - 2" rated to **1000 PSI** WOG; 3" rated to **800 PSI** WOG
- temperature range: **-40°F** to **400°F**

Rack and Pinion Actuator
- hard anodized aluminum body
- nickel plated anti-blowout pinion
- Buna-N O-rings
- NAMUR mounting
- bi-directional stops for ±5º travel adjustment
- 80 PSI plant air required
- visual position indication
- maximum operating pressure: **120 PSI**
- operating temperature range: **-40ºF** to **200ºF**
- tested to one million cycles



Spring Return (normally closed)

Dimensions are approximate. Engineering dimensions are available upon request. Specifications are subject to change without notice.

Size	F to F	A	B	C	Stainless Steel Part #	Price/E
½"	2.6	7.0	7.7	3.2	***BV2IG-05011-BBC*** [1]	**$522.30**
¾"	3.0	7.2	7.7	3.2	***BV2IG-07511-BBC*** [1]	**545.05**
1"	3.4	6.1	7.7	3.2	***BV2IG-10011-BBC***	**632.90**
1¼"	4.0	6.3	7.7	3.2	***BV2IG-12511-BBC***	**692.75**
1½"	4.7	7.7	8.1	3.7	***BV2IG-15011-BBC***	**832.50**
2"	5.2	8.8	8.1	3.7	***BV2IG-20011-BBC***	**828.40**
3"	7.2	10.2	9.8	4.7	***BV2IG-30011-BBC***	**1609.45**

[1] bracket and coupler required for ½" and ¾" spring return actuator

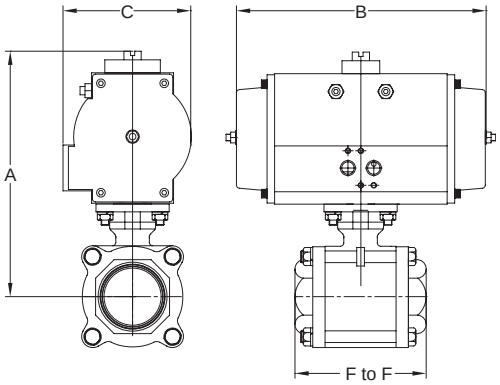

Double Acting

Dimensions are approximate. Engineering dimensions are available upon request. Specifications are subject to change without notice.

Size	F to F	A	B1	C	Stainless Steel Part #	Price/E
½"	2.6	5.0	4.7	2.4	***BV2IG-05011-BCC***	**$398.45**
¾"	3.0	5.2	4.7	2.4	***BV2IG-07511-BCC***	**425.25**
1"	3.4	6.1	5.7	3.2	***BV2IG-10011-BCC***	**538.80**
1¼"	4.0	6.3	5.7	3.2	***BV2IG-12511-BCC***	**598.60**
1½"	4.7	7.7	5.9	3.7	***BV2IG-15011-BCC***	**715.70**
2"	5.2	8.0	5.9	3.7	***BV2IG-20011-BCC***	**812.05**
3"	7.2	10.2	7.2	4.7	***BV2IG-30011-BCC***	**1678.10**

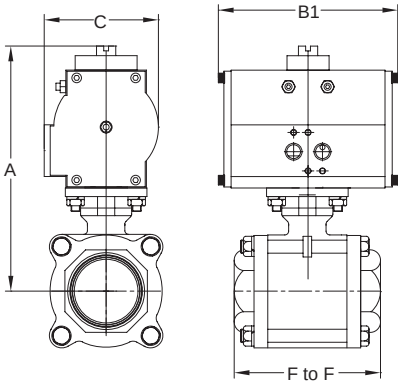

A wide variety of switches, solenoids, positioners, etc., are available.
Contact Dixon Sanitary at 800.789.1718 or visit bradfordfittings.com for details.

SAFETY ALERT

Caution !

Even though there are torque safety factors built into our automated ball valve packages, actual service conditions must also be considered when selecting the proper product for the appropriate application.

For example: Severe service conditions such as dirty water, dirty air, all slurries, raw sewage water, oils, and other viscous fluids can have a dramatic affect in raising the torque requirements of ball valves as much as 75% and therefore larger actuators may be required. Please consult the factory when dealing with these types of applications.

SAFETY ALERT

Electrically Actuated Brass Ball Valves



2-Piece Brass Ball Valve

- brass ball
- Viton® elastomers
- blow-out proof brass stem
- PTFE seats with double O-ring stem packing
- ISO 5211 mounting pad
- pressure rating: **600 PSI** WOG - **150 PSI** WSP
- maximum temperature: **366°F**

Electric Actuator

- lightweight powder coated aluminum alloy housing
- NEMA 4/4X waterproof and dustproof
- extended duty cycle induction motor
- high alloy steel gear train
- H-insulation class
- visual position indication
- space heater is standard
- manual override standard: ½" - 1½"
- working temperature: **-41°F** to **140°F**
- ISO 9001, CS, CE and CSA-C US Certified
- RoHS compliant

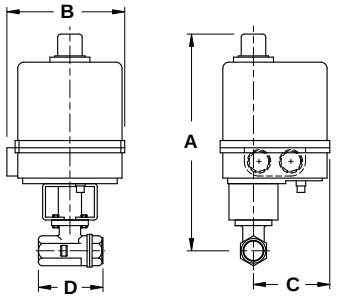

½" - ¾"
bracket & coupler
included

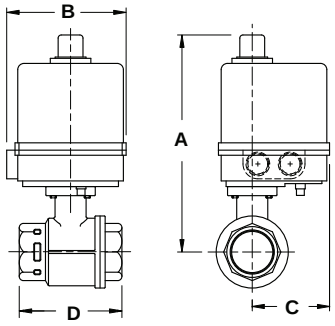

1" - 1¼"

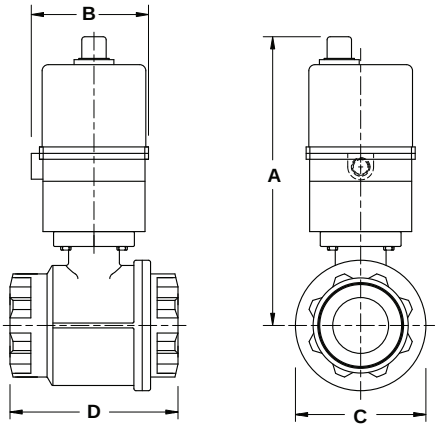

1½" - 3"

Dimensions are approximate.
Engineering dimensions are available upon request. Specifications are subject to change without notice.

Size	A	B	C	D	Override	*Brass* Part #	110VAC Voltage **-EA**	24VDC Voltage **-EG**	12VDC Voltage **-ET**	220VAC Voltage **-EK**	24VAC Voltage **-ES**
½"	8.8	4.5	3.1	2.6	standard	***BV2BV-05011***	**$829.80**	**$829.80**	**$829.80**	**$829.80**	**$829.80**
¾"	9.2	4.5	3.1	3.0	standard	***BV2BV-07511***	**829.80**	**829.80**	**829.80**	**829.80**	**829.80**
1"	9.4	4.5	3.1	3.4	standard	***BV2BV-10011***	**901.90**	**901.90**	**901.90**	**901.90**	**901.90**
1¼"	9.5	4.5	3.1	3.7	standard	***BV2BV-12511***	**949.70**	**949.70**	**949.70**	**949.70**	**949.70**
1½"	8.7	4.5	3.1	4.1	N/A	***BV2BV-15011***	**1132.45**	**1132.45**	**1132.45**	**1132.45**	**1132.45**
2"	9.0	4.5	3.1	4.8	N/A	***BV2BV-20011***	**1161.65**	**1161.65**	**1161.65**	**1161.65**	**1161.65**
3"	11.8	6.1	5.4	6.9	N/A	***BV2BV-30011***	**2249.75**	**2249.75**	**2249.75**	**2249.75**	**2249.75**

A wide variety of options are available: modulating, extra switches, transmitters, potentiometer, etc.
Contact Dixon Sanitary at 800.789.1718 or visit bradfordfittings.com for details.

SAFETY ALERT

Caution !

Even though there are torque safety factors built into our automated ball valve packages, actual service conditions must also be considered when selecting the proper product for the appropriate application.

For example: Severe service conditions such as dirty water, dirty air, all slurries, raw sewage water, oils, and other viscous fluids can have a dramatic affect in raising the torque requirements of ball valves as much as 75% and therefore larger actuators may be required. Please consult the factory when dealing with these types of applications.

SAFETY ALERT

Pneumatically Actuated Brass Ball Valves

2-Piece Brass Ball Valve

- brass ball
- Viton® elastomers
- blow-out proof brass stem
- PTFE seats with double O-ring stem packing
- ISO 5211 mounting pad
- pressure rating: **600 PSI** WOG - **150 PSI** WSP
- maximum temperature: **366°F**

Rack and Pinion Actuator

- hard anodized aluminum body
- nickel plated anti-blowout pinion
- Buna-N O-rings
- NAMUR mounting
- bi-directional stops for ±5º travel adjustment
- 80 PSI plant air required
- visual position indication
- maximum operating pressure: **120 PSI**
- operating temperature range: **-40ºF** to **200ºF**
- tested to one million cycles



Spring Return (normally closed)

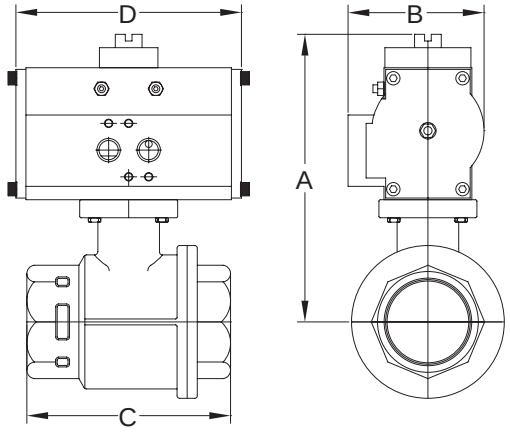

All dimensions are given in inches, unless noted. Dimensions are approximate. Engineering dimensions are available upon request. Specifications are subject to change without notice.

Size	A	B	C	D	Brass Part #	Price/E
1/4"	4.80	2.80	2.64	5.49	***BV2BV-02511-BBC***	**$608.00**
3/8"	4.80	2.80	2.64	5.49	***BV2BV-03811-BBC***	**571.50**
1/2"	4.80	2.80	2.64	5.49	***BV2BV-05011-BBC***	**547.30**
3/4"	4.88	2.80	3.00	5.49	***BV2BV-07511-BBC***	**498.05**
1"	5.31	2.80	3.35	5.49	***BV2BV-10011-BBC***	**520.80**
1¼"	5.45	2.80	3.66	5.49	***BV2BV-12511-BBC***	**620.10**
1½"	6.04	2.80	4.13	5.49	***BV2BV-15011-BBC***	**728.10**
2"	6.40	2.80	4.80	5.49	***BV2BV-20011-BBC***	**711.35**
2½"	8.13	3.74	6.10	8.09	***BV2BV-25011-BBC***	**1168.15**
3"	8.50	3.74	6.89	8.09	***BV2BV-30011-BBC***	**1275.60**
4"	10.14	4.69	8.03	9.84	***BV2BV-40011-BBC***	**1790.35**

Double Acting

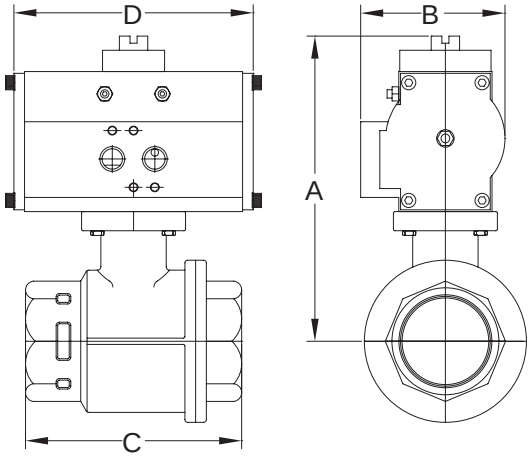

Dimensions are approximate. Engineering dimensions are available upon request. Specifications are subject to change without notice.

Size	A	B	C	D	Brass Part #	Price/E
1/4"	3.84	1.77	2.64	4.33	***BV2BV-02511-BCC***	**$457.30**
3/8"	3.84	1.77	2.64	4.33	***BV2BV-03811-BCC***	**457.30**
1/2"	3.84	1.77	2.64	4.33	***BV2BV-05011-BCC***	**347.85**
3/4"	3.92	1.77	3.00	4.33	***BV2BV-07511-BCC***	**316.55**
1"	4.35	1.77	3.35	4.33	***BV2BV-10011-BCC***	**413.65**
1¼"	4.49	1.77	3.66	4.33	***BV2BV-12511-BCC***	**435.40**
1½"	6.42	3.20	4.13	5.68	***BV2BV-15011-BCC***	**632.60**
2"	6.78	3.20	4.80	5.68	***BV2BV-20011-BCC***	**687.85**
2½"	8.13	3.74	6.10	5.87	***BV2BV-25011-BCC***	**1170.85**
3"	8.50	3.74	6.89	5.87	***BV2BV-30011-BCC***	**1298.80**
4"	10.14	4.69	8.03	7.20	***BV2BV-40011-BCC***	**1881.05**

A wide variety of switches, solenoids, positioners, etc., are available.
Contact Dixon Sanitary at 800.789.1718 or visit bradfordfittings.com for details.

SAFETY ALERT

Caution !

Even though there are torque safety factors built into our automated ball valve packages, actual service conditions must also be considered when selecting the proper product for the appropriate application.

For example: Severe service conditions such as dirty water, dirty air, all slurries, raw sewage water, oils, and other viscous fluids can have a dramatic affect in raising the torque requirements of ball valves as much as 75% and therefore larger actuators may be required. Please consult the factory when dealing with these types of applications.

SAFETY ALERT

Electrically Actuated 3-Way Stainless Ball Valves - 'T / L' Port

Default Flow Paths

T port

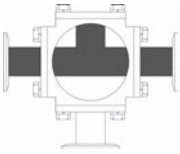

position A

L port

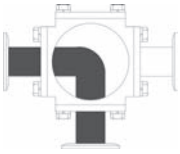

position A

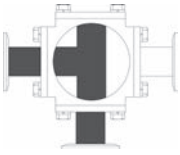

position D

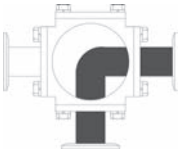

position B

Refer to page 668 for alternate flow paths.



3-Way Stainless Ball Valve

- full port
- female NPT ends
- blow-out proof stem
- live-loaded stem packing
- ISO 5211 mounting pad
- 100% air tested under water at **80 PSI**
- working pressure: ¼" to 1": **1000 PSI**; 1¼" to 2": **800 PSI**
- temperature range: **-20°F** to **450°F**

Electric Actuator

- lightweight powder coated aluminum alloy housing
- NEMA 4/4X waterproof and dustproof
- extended duty cycle induction motor
- high alloy steel gear train
- H-insulation class
- visual position indication
- space heater is standard
- manual override standard: ½" - 1½"
- working temperature: **-41°F** to **140°F**
- ISO 9001, CS, CE and CSA-C US Certified
- RoHS compliant

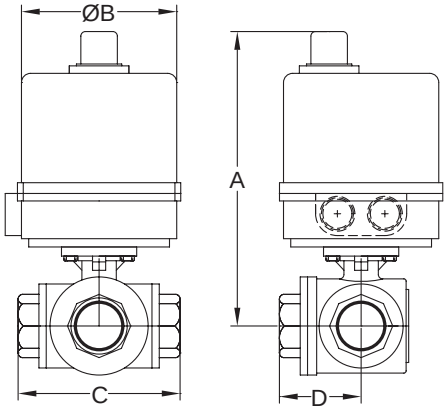

¼" - 1¼"

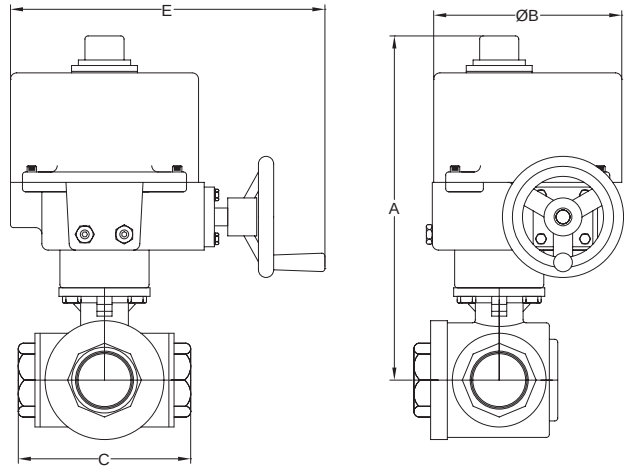

1½" - 2"

Dimensions are approximate. Engineering dimensions are available upon request.
Specifications are subject to change without notice.

* ***T*** = t style
* ***L*** = l style

Size	A	B	C	D	E	Override	*Stainless Steel* Part #	110VAC Voltage **-EA**	24VDC Voltage **-EG**	12VDC Voltage **-ET**	220VAC Voltage **-EK**	24VAC Voltage **-ES**
1/4"	9.01	6.06	2.83	1.41	N/A	standard	***BV3IG*F-0251***	**$1269.05**	**$1269.05**	**$1269.05**	**$1269.05**	**$1269.05**
3/8"	9.01	6.06	2.83	1.41	N/A	standard	***BV3IG*F-0381***	**1269.05**	**1269.05**	**1269.05**	**1269.05**	**1269.05**
1/2"	9.21	6.06	3.26	1.63	N/A	standard	***BV3IG*F-0501***	**1229.80**	**1229.80**	**1229.80**	**1229.80**	**1229.80**
3/4"	9.21	6.06	3.89	1.94	N/A	standard	***BV3IG*F-0751***	**1437.50**	**1437.50**	**1437.50**	**1437.50**	**1437.50**
1"	9.74	6.06	4.40	2.20	N/A	standard	***BV3IG*F-1001***	**1607.30**	**1607.30**	**1607.30**	**1607.30**	**1607.30**
1¼"	10.04	6.06	4.92	2.46	N/A	standard	***BV3IG*F-1251***	**1901.60**	**1901.60**	**1901.60**	**1901.60**	**1901.60**
1½"	12.92	7.87	5.86	2.93	12.99	handwheel	***BV3IG*F-1501***	**3121.20**	**3121.20**	**3121.20**	**3121.20**	**3121.20**
2"	13.67	7.87	6.85	3.42	12.99	handwheel	***BV3IG*F-2001***	**3953.45**	**3953.45**	**3953.45**	**3953.45**	**3953.45**

A wide variety of options are available: modulating, extra switches, transmitters, potentiometer, etc.
Contact Dixon Sanitary at 800.789.1718 or visit bradfordfittings.com for details.

SAFETY ALERT

Caution !

Even though there are torque safety factors built into our automated ball valve packages, actual service conditions must also be considered when selecting the proper product for the appropriate application.

For example: Severe service conditions such as dirty water, dirty air, all slurries, raw sewage water, oils, and other viscous fluids can have a dramatic affect in raising the torque requirements of ball valves as much as 75% and therefore larger actuators may be required. Please consult the factory when dealing with these types of applications.

SAFETY ALERT

Pneumatically Actuated 3-Way Stainless Ball Valves - 'T / L' Port

3-Way Stainless Ball Valve
- full port
- female NPT ends
- blow-out proof stem
- live-loaded stem packing
- ISO 5211 mounting pad
- 100% air tested under water at **80 PSI**
- working pressure: ¼" to 1": **1000 PSI**; 1¼" to 2": **800 PSI**
- temperature range: **-20°F** to **450°F**

Rack and Pinion Actuator
- hard anodized aluminum body
- nickel plated anti-blowout pinion
- Buna-N O-rings
- NAMUR mounting
- bi-directional stops for ±5º travel adjustment
- 80 PSI plant air required
- visual position indication
- maximum operating pressure: **120 PSI**
- operating temperature range: **-40ºF** to **200ºF**
- tested to one million cycles



Default Flow Paths

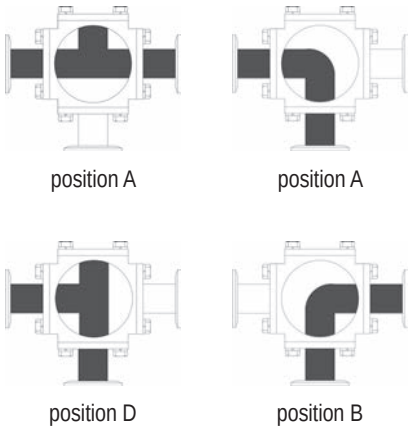

Refer to page 668 for alternate flow paths.

Spring Return (normally closed)

All dimensions are given in inches, unless noted. Dimensions are approximate. Engineering dimensions are available upon request. Specifications are subject to change without notice.

* ***T*** = t-style
* ***L*** = l-style

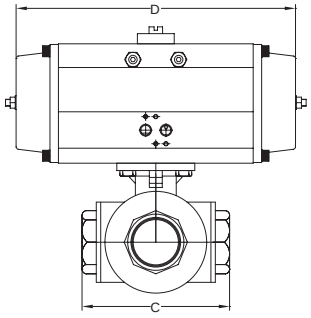

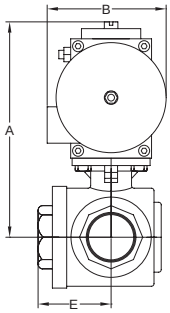

Size	A	B	C	D	E	*Stainless Steel* Part #	Price/E
1/4"	5.35	3.20	2.83	7.10	1.41	***BV3IG*F-0251BBC***	**$927.85**
3/8"	5.35	3.20	2.83	7.10	1.41	***BV3IG*F-0381BBC***	**927.85**
1/2"	5.55	3.20	3.26	7.10	1.63	***BV3IG*F-0501BBC***	**785.25**
3/4"	6.30	3.74	3.89	7.45	1.94	***BV3IG*F-0751BBC***	**1176.20**
1"	6.83	3.74	4.40	7.45	2.20	***BV3IG*F-1001BBC***	**1345.95**
1¼"	7.13	3.74	4.92	7.45	2.46	***BV3IG*F-1251BBC***	**1698.55**
1½"	8.43	4.69	5.86	9.10	2.93	***BV3IG*F-1501BBC***	**2222.40**
2"	9.97	5.53	6.85	12.99	3.42	***BV3IG*F-2001BBC***	**3352.10**

Double Acting

Dimensions are approximate. Engineering dimensions are available upon request. Specifications are subject to change without notice.

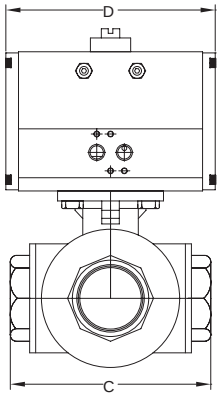

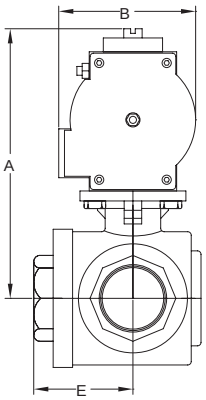

Size	A	B	C	D	E	*Stainless Steel* Part #	Price/E
1/4"	5.35	3.20	2.83	7.10	1.41	***BV3IG*F-0251BCC***	**$828.70**
3/8"	5.35	3.20	2.83	7.10	1.41	***BV3IG*F-0381BCC***	**828.70**
1/2"	5.55	3.20	3.26	7.10	1.63	***BV3IG*F-0501BCC***	**819.85**
3/4"	6.30	3.74	3.89	7.45	1.94	***BV3IG*F-0751BCC***	**1018.90**
1"	6.83	3.74	4.40	7.45	2.20	***BV3IG*F-1001BCC***	**1071.50**
1¼"	7.13	3.74	4.92	7.45	2.46	***BV3IG*F-1251BCC***	**1791.75**
1½"	8.43	4.69	5.86	9.10	2.93	***BV3IG*F-1501BCC***	**2183.75**
2"	9.97	5.53	6.85	12.99	3.42	***BV3IG*F-2001BCC***	**2910.70**

A wide variety of switches, solenoids, positioners, etc., are available.
Contact Dixon Sanitary at 800.789.1718 or visit bradfordfittings.com for details.

SAFETY ALERT

Caution !

Even though there are torque safety factors built into our automated ball valve packages, actual service conditions must also be considered when selecting the proper product for the appropriate application.

For example: Severe service conditions such as dirty water, dirty air, all slurries, raw sewage water, oils, and other viscous fluids can have a dramatic affect in raising the torque requirements of ball valves as much as 75% and therefore larger actuators may be required. Please consult the factory when dealing with these types of applications.

SAFETY ALERT

Electrically Actuated 3-Way Brass Ball Valves - 'T / L' Port

Default Flow Paths

T port

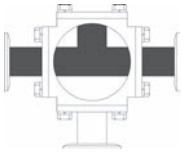

position A

L port

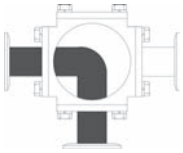

position A

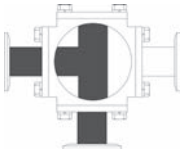

position D

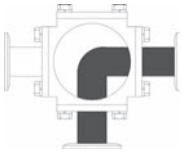

position B

Refer to page 668 for alternate flow paths.



3-Way Brass Ball Valve

- reduced port
- blow-out proof stem
- chrome-plated brass ball
- PTFE seats with O-ring backing for low operating torque
- PTFE seats and double O-ring stem packing
- ISO 5211 mounting pad
- 100% tested
- pressure rating: **400 PSI** WOG **100 PSI** WSP
- maximum temperature: **344°F**

Electric Actuator

- lightweight powder coated aluminum alloy housing
- NEMA 4/4X waterproof and dustproof
- extended duty cycle induction motor
- high alloy steel gear train
- H-insulation class
- visual position indication
- space heater is standard
- manual override standard: ½" - 1½"
- working temperature: **-41°F** to **140°F**
- ISO 9001, CS, CE and CSA-C US Certified
- RoHS compliant

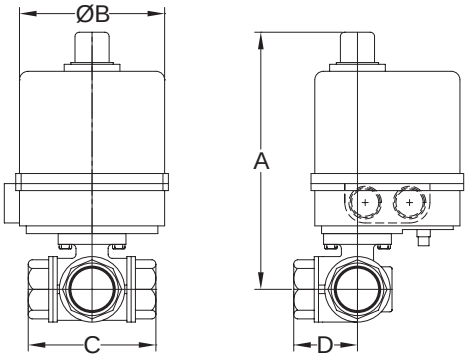

¼" - 1¼"

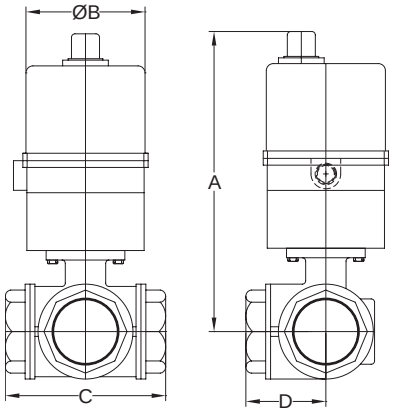

1½" - 3"

Dimensions are approximate. Engineering dimensions are available upon request.
Specifications are subject to change without notice.

* ***T*** = t-style
* ***L*** = l-style

Size	A	B	C	D	Override	*Brass* Part #	110VAC Voltage **-EA**	24VDC Voltage **-EG**	12VDC Voltage **-ET**	220VAC Voltage **-EK**	24VAC Voltage **-ES**
1/4"	8.76	6.06	2.64	1.32	standard	***BV3BV*R-0251***	**$1005.85**	**$1005.85**	**$1005.85**	**$1005.85**	**$1005.85**
3/8"	8.76	6.06	2.64	1.32	standard	***BV3BV*R-0381***	**1005.85**	**1005.85**	**1005.85**	**1005.85**	**1005.85**
1/2"	8.76	6.06	2.87	1.44	standard	***BV3BV*R-0501***	**1005.85**	**1005.85**	**1005.85**	**1005.85**	**1005.85**
3/4"	8.85	6.06	3.19	1.60	standard	***BV3BV*R-0751***	**1030.65**	**1030.65**	**1030.65**	**1030.65**	**1030.65**
1"	9.19	6.06	3.74	1.87	standard	***BV3BV*R-1001***	**1066.00**	**1066.00**	**1066.00**	**1066.00**	**1066.00**
1¼"	9.41	6.06	4.39	2.20	standard	***BV3BV*R-1251***	**1176.05**	**1176.05**	**1176.05**	**1176.05**	**1176.05**
1½"	9.90	6.06	4.86	2.43	N/A	***BV3BV*R-1501***	**1453.70**	**1453.70**	**1453.70**	**1453.70**	**1453.70**
2"	10.89	4.25	5.73	2.87	N/A	***BV3BV*R-2001***	**2093.60**	**2093.60**	**2093.60**	**2093.60**	**2093.60**
2½"	11.34	4.25	6.93	3.47	N/A	***BV3BV*R-2501***	**3064.55**	**3064.55**	**3064.55**	**3064.55**	**3064.55**
3"	11.34	4.25	7.08	3.54	N/A	***BV3BV*R-3001***	**2926.55**	**2926.55**	**2926.55**	**2926.55**	**2926.55**

A wide variety of options are available: modulating, extra switches, transmitters, potentiometer, etc.
Contact Dixon Sanitary at 800.789.1718 or visit bradfordfittings.com for details.

SAFETY ALERT

Caution !

Even though there are torque safety factors built into our automated ball valve packages, actual service conditions must also be considered when selecting the proper product for the appropriate application.

For example: Severe service conditions such as dirty water, dirty air, all slurries, raw sewage water, oils, and other viscous fluids can have a dramatic affect in raising the torque requirements of ball valves as much as 75% and therefore larger actuators may be required. Please consult the factory when dealing with these types of applications.

SAFETY ALERT

Pneumatically Actuated 3-Way Brass Ball Valves - 'T / L' Port

3-Way Brass Ball Valve

- reduced port
- blow-out proof stem
- chrome-plated brass ball
- PTFE seats with O-ring backing for low operating torque
- PTFE seats and double O-ring stem packing
- ISO 5211 mounting pad
- 100% tested
- pressure rating: **400 PSI** WOG **100 PSI** WSP
- maximum temperature: **344ºF**

Rack and Pinion Actuator

- hard anodized aluminum body
- nickel plated anti-blowout pinion
- Buna-N O-rings
- NAMUR mounting
- bi-directional stops for ±5º travel adjustment
- 80 PSI plant air required
- visual position indication
- maximum operating pressure: **120 PSI**
- operating temperature range: **-40ºF** to **200ºF**
- tested to one million cycles



Default Flow Paths

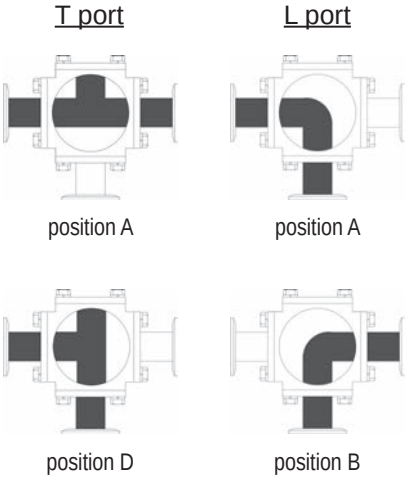

Refer to page 668 for alternate flow paths.

Spring Return (normally closed)

All dimensions are given in inches, unless noted. Dimensions are approximate. Engineering dimensions are available upon request. Specifications are subject to change without notice.

* ***T*** = t-style
* ***L*** = l-style

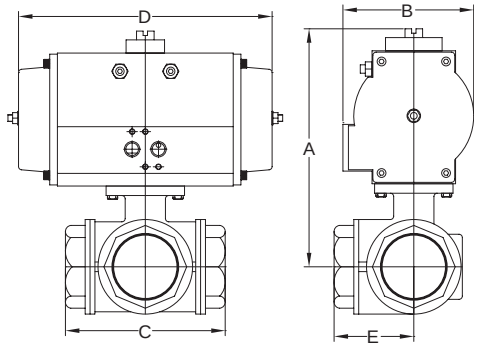

Size	A	B	C	D	E	Brass Part #	Price/E
1/4"	4.72	2.80	2.64	5.49	1.32	***BV3BV*R-0251BBC***	**$659.25**
3/8"	4.72	2.80	2.64	5.49	1.32	***BV3BV*R-0381BBC***	**659.25**
1/2"	4.72	2.80	2.87	5.49	1.44	***BV3BV*R-0501BBC***	**659.25**
3/4"	4.81	2.80	3.19	5.49	1.60	***BV3BV*R-0751BBC***	**698.05**
1"	6.28	3.74	3.74	7.45	1.87	***BV3BV*R-1001BBC***	**815.10**
1¼"	6.50	3.74	4.39	7.45	2.20	***BV3BV*R-1251BBC***	**948.25**
1½"	6.99	3.74	4.86	7.45	2.43	***BV3BV*R-1501BBC***	**1251.90**
2"	8.45	4.69	5.73	9.10	2.87	***BV3BV*R-2001BBC***	**1756.80**
2½"	8.90	4.69	6.93	9.10	3.47	***BV3BV*R-2501BBC***	**2709.65**
3"	8.90	4.69	7.08	9.10	3.54	***BV3BV*R-3001BBC***	**2643.70**

Double Acting

Dimensions are approximate. Engineering dimensions are available upon request. Specifications are subject to change without notice.

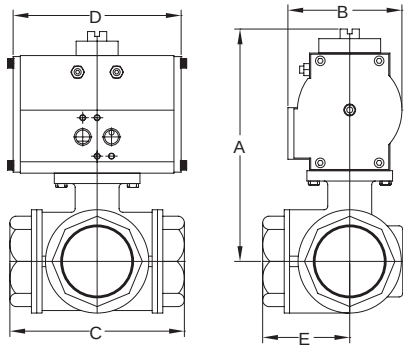

Size	A	B	C	D	E	Brass Part #	Price/E
1/4"	3.76	1.77	2.64	4.33	1.32	***BV3BV*R-0251BCC***	**$504.40**
3/8"	3.76	1.77	2.64	4.33	1.32	***BV3BV*R-0381BCC***	**504.40**
1/2"	3.76	1.77	2.87	4.33	1.44	***BV3BV*R-0501BCC***	**514.70**
3/4"	3.85	1.77	3.19	4.33	1.60	***BV3BV*R-0751BCC***	**556.30**
1"	5.53	3.20	3.74	5.32	1.87	***BV3BV*R-1001BCC***	**670.55**
1¼"	5.75	3.20	4.39	5.32	2.20	***BV3BV*R-1251BCC***	**809.30**
1½"	6.24	3.20	4.86	5.32	2.43	***BV3BV*R-1501BCC***	**1069.60**
2"	7.55	3.74	5.73	5.51	2.87	***BV3BV*R-2001BCC***	**1509.60**
2½"	8.00	3.74	6.93	5.51	3.47	***BV3BV*R-2501BCC***	**2416.70**
3"	8.00	3.74	7.08	5.51	3.54	***BV3BV*R-3001BCC***	**2359.90**

A wide variety of switches, solenoids, positioners, etc., are available.
Contact Dixon Sanitary at 800.789.1718 or visit bradfordfittings.com for details.

SAFETY ALERT

Caution !

Even though there are torque safety factors built into our automated ball valve packages, actual service conditions must also be considered when selecting the proper product for the appropriate application.

For example: Severe service conditions such as dirty water, dirty air, all slurries, raw sewage water, oils, and other viscous fluids can have a dramatic affect in raising the torque requirements of ball valves as much as 75% and therefore larger actuators may be required. Please consult the factory when dealing with these types of applications.

SAFETY ALERT

Actuation

All Bradford™ actuators, accessories and mounting hardware can be sold separately, call Dixon Sanitary at 800.789.1718 for details.

- Dixon Sanitary can actuate all of our butterfly and ball valves with Bradford™ actuators.
- Dixon Sanitary ships all actuated valves from the Valve Automation Department in Wisconsin.
- Bradford™ actuators are tested to one million cycles and are backed with a one year manufacturer's warranty.
- Our professionally trained specialists assemble and test each automation package to guarantee performance in the field.
- Documentation is filed on each automated valve package in case it is needed at any point in the future.
- Each unit is individually foam packed to ensure they arrive in top condition.
- Most standard orders can be shipped within 24 hours.



stainless steel actuators

- vertical canister
- rack and pinion
- control top



aluminum actuators

- 90° and 180° rotation
- spring return and double acting
- bi-directional travel stops



electric actuators

- variety of voltages
- manual overrides
- feedback and modulation available

Actuated Valve Accessories

Limit Switches

- visual position indicator
- 3D open/close indication
- quick-set cam
- mechanical SPDT switches (standard)
- multipoint terminal strip
- various switch options available
- cable entry: (2) ½" NPT



Enclosures available:

NEMA 4 4/X
- water and dust tight for indoor or outdoor use
- corrosion resistant

NEMA 7
- water and dust tight for indoor or outdoor use
- corrosion resistant
- for use in indoor hazardous locations
- explosion proof

Enclosure	Part #	Price/E
NEMA 4/4X	***XLS-B4A0120P***	**$311.30**
NEMA 7	***XLS-B7A0120P***	**648.80**

Solenoids

- pressure range: 30 PSI to 150 PSI
- duty cycle: 100% extended duty
- voltages available:
  12VDC, 24VDC, 24VAC, 48VAC, 110VAC, 220VAC
- electroless nickel plated spool
- easy-to-use manual override
- port sizes: inlet and exhaust ¼" NPT



Enclosures available:

NEMA 4 4/X
- water and dust tight for indoor or outdoor use
- corrosion resistant

Description	Part #	Price/E
single coil, 115VAC	***XSO-4S4D-0A***	**$201.10**
single coil, 24VDC	***XSO-4S4B-0A***	**201.10**
dual coil, 115VAC	***XSO-4D4D-0A***	**322.20**
dual coil, 24VDC	***XSO-4D4B-0A***	**322.20**

Positioners

- air capacity:
  at 29 PSI (200kPa): 9.5 SCFM
  at 87 PSI (600kPa): 28.3 SCFM
  at 145 PSI (1MPa): 47.1 SCFM
- air connections: 1/4" NPT
- gauges: 1/8" NPT
- cable entry: 1/2" NPT



Electro-Pneumatic
- input range: 4-20mA (Ri<250ohms)
- supply pressure: 21.8 to 145 PSI (0.15 to 1MPa)
- linearity error: <1.0% f.s
- hysteresis: <0.6% f.s
- repeatability: <0.5% f.s

Pneumatic
- input range: 3 to 15 PSI (20-100kPa)
- supply pressure: < 145 PSI (<1MPa)
- linearity error: <0.7% f.s
- hysteresis: <0.4% f.s
- repeatability: <0.3% f.s

Positioner Type	Part #	Price/E
Electro-Pneumatic	***XPO-E4F***	**$2466.70**
Pneumatic	***XPO-P4F***	**1151.55**

Speed Control Mufflers

- maximum operating pressure: **300 PSI**
- operating temperature: **-65°F** to **300°F**

NPT Thread Size	Approx. Full Oper. Height	Maximum Adjusted SCFM	*2011T3 Aluminum* Part #	*2011T3 Aluminum* Price/E	*Brass* Part #	*Brass* Price/E
1/8"	1-5/16"	20	***ASCM18***	**$8.00**	***SCM18***	**$5.95**
1/4"	1-9/16"	30	***ASCM28***	**9.10**	***SCM28***	**6.90**
3/8"	1-5/8"	40	***ASCM38***	**12.10**	***SCM38***	**9.95**
1/2"	2"	60	***ASCM48***	**16.50**	***SCM48***	**15.40**
3/4"	2-3/8"	70	***ASCM68***	**28.95**	***SCM68***	**20.50**
1"	2-1/2"	100	***ASCM88***	**35.85**	***SCM88***	**37.50**



aluminum



brass

Pneumatically Actuated Wafer Butterfly Valves

Valves

- cast iron body with extended neck
- nickel plated ductile iron disc
- seat backing ring ensures blowout proof service
- installs between standard ANSI Class 150# flanges
- conforms to MSS-SP-67, MSS-SP-25,API-609
- no taper pins
- field repairable (seat kits available)
- undercut available
- replaceable EPDM seat
- maximum pressure **200 PSI** (bi-directional)
- temperature range **-20°F** to **250°F**
- A wide variety of seat, disc and body materials are available

Rack and Pinion Actuator

- bi-directional stops for ± 5° travel adjustment
- 80 PSI plant air required
- maximum operating pressure: 120 PSI
- operating temperature range: **-40°F** to **+200°F**
- hard anodized aluminum body
- Namur mounting
- nickel plated anti-blowout pinion
- Buna-N O-rings
- visual position indication
- tested to 1 million cycles

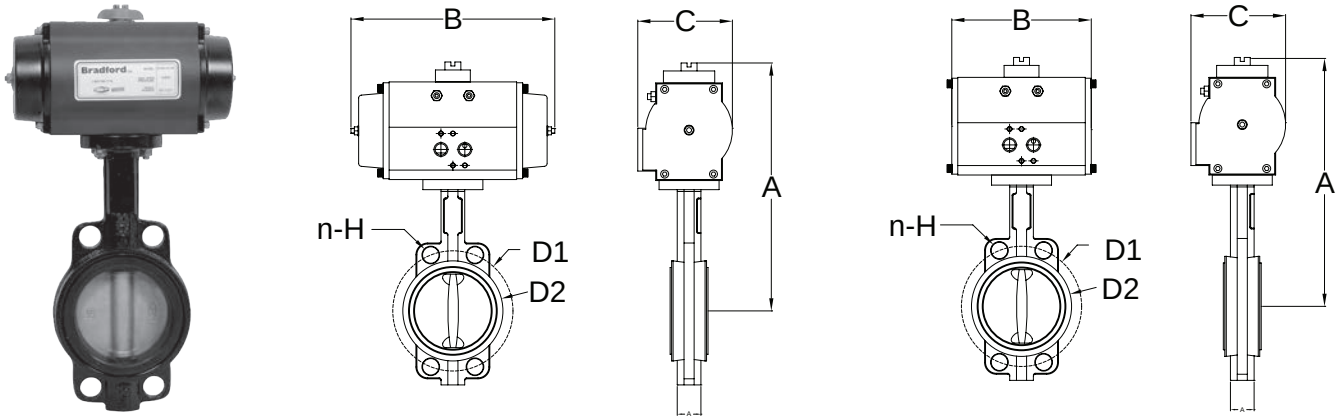

All dimensions are given in inches, unless noted. Dimensions are approximate. Engineering dimensions are available upon request. Specifications are subject to change without notice.

Wafer Spring Return

Size	A	B	C	D1	D2	n-H (mm)	Part #	Price/E
1½"	9.61	8.09	3.74	3.88	3.74	4-18	***B5121E150WW-BBC***	**$808.15**
2"	9.8	8.09	3.74	4.75	3.82	4-18	***B5121E200WW-BBC***	**812.65**
2½"	11.65	9.84	4.69	5.5	4.45	4-18	***B5121E250WW-BBC***	**1065.75**
3"	11.89	9.84	4.69	6	4.92	4-18	***B5121E300WW-BBC***	**1078.05**
4"	12.63	9.84	4.69	7.5	6.14	4-22	***B5121E400WW-BBC***	**1121.90**
5"	13.94	13.98	5.53	8.5	7.36	4-22	***B5121E500WW-BBC***	**1521.80**
6"	14.45	13.98	5.53	9.5	8.46	4-22	***B5121E600WW-BBC***	**1585.65**
8"	17.17	16.6	7.29	11.75	10.51	4-22	***B5121E800WW-BBC***	**2920.00**
10"	19.21	19.17	8.06	14.25	13	4-26	***B5121E1000WWBBC***	**3986.70**
12"	22.87	25.28	9.37	17	14.96	4-26	***B5121E1200WWBBC***	**4863.95**

Wafer Double Acting

Size	A	B	C	D1	D2	n-H (mm)	Part #	Price/E
1½"	9.61	5.87	3.74	3.88	3.74	4-18	***B5121E150WW-BCC***	**$668.55**
2"	9.8	5.87	3.74	4.75	3.82	4-18	***B5121E200WW-BCC***	**673.05**
2½"	10.75	5.87	3.74	5.5	4.45	4-18	***B5121E250WW-BCC***	**710.65**
3"	10.99	5.87	3.74	6	4.92	4-18	***B5121E300WW-BCC***	**723.05**
4"	11.73	5.87	3.74	7.5	6.14	4-22	***B5121E400WW-BCC***	**797.40**
5"	13.15	7.2	4.69	8.5	7.36	4-22	***B5121E500WW-BCC***	**1043.55**
6"	13.66	7.2	4.69	9.5	8.46	4-22	***B5121E600WW-BCC***	**1107.30**
8"	15.79	10.22	5.53	11.75	10.51	4-22	***B5121E800WW-BCC***	**1617.10**
10"	17.05	10.22	5.53	14.25	13	4-26	***B5121E1000WWBCC***	**1878.15**
12"	20.2	11.98	7.29	17	14.96	4-26	***B5121E1200WWBCC***	**3067.50**

Pneumatically Actuated Lug Butterfly Valves

Valves

- cast iron body with extended neck
- nickel plated ductile iron disc
- seat backing ring ensures blowout proof service
- installs between standard ANSI Class 150# flanges
- conforms to MSS-SP-67,MSS-SP-25, API-609
- no taper pins
- field repairable (seat kits available)
- undercut available
- replaceable EPDM seat
- maximum pressure **200 PSI** (bi-directional)
- temperature range **-20°F** to **250°F**
- a wide variety of seat, disc and body materials are available

Rack and Pinion Actuator

- bi-directional stops for ± 5° travel adjustment
- 80 PSI plant air required
- maximum operating pressure: **120 PSI**
- operating temperature range: **-40°F** to **+200°F**
- hard anodized aluminum body
- Namur mounting
- nickel plated anti-blowout pinion
- Buna-N O-rings
- visual position indication
- tested to 1 million cycles

Note: A wide variety of switches, solenoids, positioners, etc., are available. Contact the factory for details.

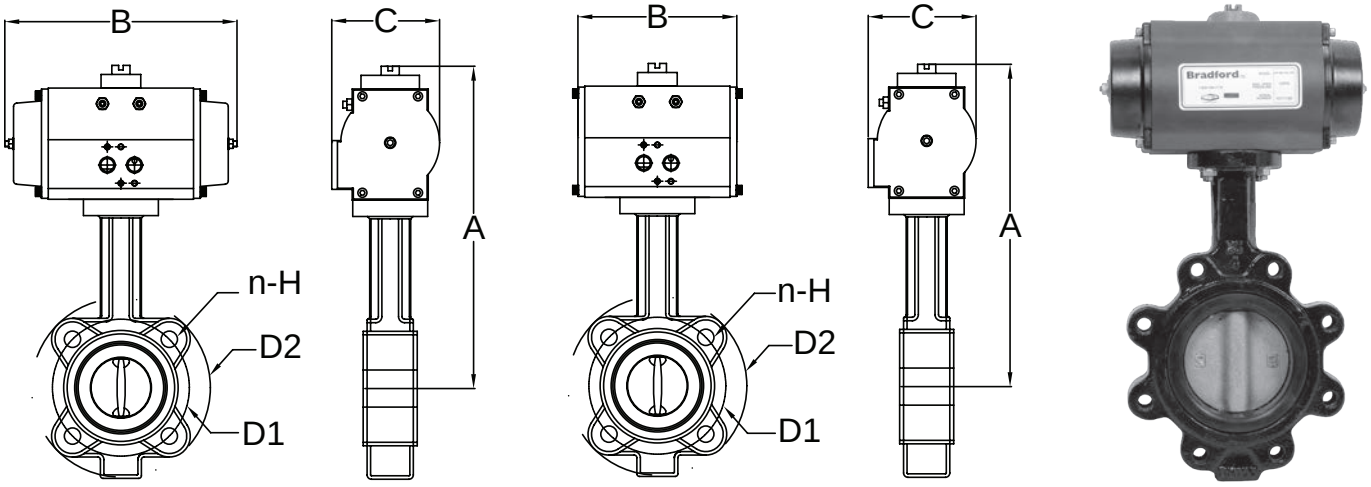

All dimensions are given in inches, unless noted. Dimensions are approximate. Engineering dimensions are available upon request. Specifications are subject to change without notice.

Lug Spring Return

Size	A	B	C	D1	D2	n-H (mm)	Part #	Price/E
2"	9.8	8.09	3.74	4.75	5.95	4-5/18-11 UNC	***B5121E200LL-BBC***	**$867.75**
2½"	11.65	9.84	4.69	5.5	6.97	4-5/18-11 UNC	***B5121E250LL-BBC***	**1102.95**
3"	11.89	9.84	4.69	6	7.56	4-5/18-11 UNC	***B5121E300LL-BBC***	**1127.65**
4"	12.63	9.84	4.69	7.5	8.35	8-5/8-11 UNC	***B5121E400LL-BBC***	**1204.00**
5"	13.94	13.98	5.53	8.5	9.53	8-5/8-11 UNC	***B5121E500LL-BBC***	**1618.25**
6"	14.45	13.98	5.53	9.5	11.02	8-5/8-11 UNC	***B5121E600LL-BBC***	**1747.00**
8"	17.17	16.6	7.29	11.75	13.19	8-5/8-11 UNC	***B5121E800LL-BBC***	**3065.15**
10"	19.21	19.17	8.06	14.25	15.94	12-7/8-9 UNC	***B5121E1000LLBBC***	**4216.90**
12"	22.87	25.28	9.37	17	19.09	12-7/8-9 UNC	***B5121E1200LLBBC***	**7211.90**

Lug Double Acting

Size	A	B	C	D1	D2	n-H (mm)	Part #	Price/E
2"	9.8	5.87	3.74	4.75	5.95	4-5/18-11 UNC	***B5121E200LL-BCC***	**$655.65**
2½"	10.75	5.87	3.74	5.5	6.97	4-5/18-11 UNC	***B5121E250LL-BCC***	**754.20**
3"	10.99	5.87	3.74	6	7.56	4-5/18-11 UNC	***B5121E300LL-BCC***	**990.40**
4"	11.73	5.87	3.74	7.5	8.35	8-5/8-11 UNC	***B5121E400LL-BCC***	**1168.30**
5"	13.15	7.2	4.69	8.5	9.53	8-5/8-11 UNC	***B5121E500LL-BCC***	**1717.80**
6"	13.66	7.2	4.69	9.5	11.02	8-5/8-11 UNC	***B5121E600LL-BCC***	**1836.60**
8"	15.79	10.22	5.53	11.75	13.19	8-5/8-11 UNC	***B5121E800LL-BCC***	**3097.25**
10"	17.05	10.22	5.53	14.25	15.94	12-7/8-9 UNC	***B5121E1000LLBCC***	**614.55**
12"	20.2	11.98	7.29	17	19.09	12-7/8-9 UNC	***B5121E1200LLBCC***	**632.85**

Cast Iron Y Line Strainers



- cast iron body, female x female NPT ends
- graphite gasket
- **400 PSI** WOG, **250 PSI** working steam pressure
- plug ported for blowdown service

products used with the strainer:
- MNPT threaded close nipples, page 589
- brass ball valves, page 540
- MNPT threaded plugs, page 585

NPT Size	Description	*Cast Iron*		*304 Stainless Replacement Screens*	
		Part #	Price/E	Part #	Price/E
1/4"	20 x 20 mesh	***Y001***	**$26.70**	***P183000***	**$27.50**
3/8"	20 x 20 mesh	***Y002***	**26.70**	***P183000***	**27.50**
1/2"	20 x 20 mesh	***Y003***	**32.05**	***P183000***	**27.50**
3/4"	20 x 20 mesh	***Y004***	**39.15**	***P180600***	**33.55**
1"	20 x 20 mesh	***Y005***	**48.90**	***P185800***	**28.05**
1-1/4"	20 x 20 mesh	***Y006***	**69.30**	***P187600***	**27.65**
1-1/2"	20 x 20 mesh	***Y007***	**85.35**	***G3231-00***	**17.40**
2"	20 x 20 mesh	***Y008***	**127.95**	***P191700***	**103.85**

Bronze Y Line Strainers



- cast bronze body, female x female NPT ends
- **400 PSI** WOG, **300 PSI** working steam pressure

NPT Size	Description	*Bronze*		*304 Stainless Replacement Screens*	
		Part #	Price/E	Part #	Price/E
1/4"	50 x 50 mesh	***59-001***	**$44.85**	***G3271-00***	**$5.75**
3/8"	50 x 50 mesh	***59-002***	**44.85**	***G2457-00***	**6.25**
1/2"	50 x 50 mesh	***59-003***	**44.85**	***G2457-00***	**6.25**
3/4"	20 x 20 mesh	***59-004***	**85.05**	***G3224-00***	**5.65**
1"	20 x 20 mesh	***59-005***	**112.65**	***G3225-00***	**12.45**
1-1/4"	20 x 20 mesh	***59-006***	**202.70**	***G3231-00***	**17.40**
1-1/2"	20 x 20 mesh	***59-007***	**224.85**	***G3229-00***	**18.75**
2"	20 x 20 mesh	***59-008***	**368.60**	***G3230-00***	**14.55**

Polypropylene Y Line Strainers



- protects and prevents clogging of pipelines, pumps and spray tips
- glass-filled polypropylene body, female x female NPT ends
- easy access for cleaning
- maximum working pressure **90 PSI** at 70°F

NPT Size	Description	*Polypropylene*		*304 Stainless Replacement Screens*	
		Part #	Price/E	Part #	Price/E
¾"	40 mesh	***PYLS7540***	**$34.40**	***61450***	**$16.10**
1"	40 mesh	***PYLS10040***	**42.80**	***61746***	**17.05**
1½"	40/20 mesh	***PYLS15040***	**93.75**	***61509***	**40.40**
2"	40/20 mesh	***PYLS20040***	**93.75**	***61509***	**40.40**

Polypropylene T Line Strainers

- white polypropylene allows easy inspection
- female x female NPT ends
- 40 mesh stainless steel screen
- maximum working pressure **100 PSI** at 70°F



NPT Size	Description	*Polypropylene*		*Stainless Replacement Screens*	
		Part #	Price/E	Part #	Price/E
¾"	40 mesh	***PTLS7540***	**$25.45**	***61405***	**$10.50**
1"	40 mesh	***PTLS10040***	**25.45**	***61405***	**10.50**

Polypropylene Single Union Ball Valves

- rated to **125 PSI** at 70°F
- corrosion resistant polypropylene
- PTFE ball seats
- EPDM O-rings
- FDA approved material
- full port



female NPT x female NPT

Size	Port Type	*Polypropylene*		Pkg Qty
		Part #	Price/E	
½"	full	***SUBV50***	**$19.40**	24
¾"	full	***SUBV75***	**21.00**	24
1"	full	***SUBV100***	**26.90**	24
1¼"	full	***SUBV125***	**44.75**	12
1½"	full	***SUBV150***	**55.00**	12
2"	full	***SUBV200***	**70.00**	12
3"	full	***SUBV300***	**207.25**	4

Polypropylene 45° Single Union Nozzle Valve

- rated to **125 PSI** at 70°F
- corrosion resistant polypropylene
- PTFE ball seats
- EPDM O-rings
- FDA approved material
- full port



female NPT x nozzle

Size	*Polypropylene*		Pkg Qty
	Part #	Price/E	
1"	***SUBVN100***	**$28.00**	24

Polypropylene Bolted Ball Valves

- ½" - 3" is rated to **125 PSI** at **70°F**; 4" is rated to **90 PSI** at **70°F**
- chemically-resistant, reinforced polypropylene
- PTFE ball seats
- EPDM O-ring body seals, Viton® O-ring stem seals
- 304 stainless steel nuts and bolts
- FDA approved material

4-bolt valve design

- PVFP style is full port; PV style is standard port



female NPT x female NPT

Size	Port Type	*Polypropylene* Part #	Price/E	Opt Qty
½"	full	***PVFP50***	**$45.90**	24
¾"	full	***PVFP75***	**45.90**	24
1"	full	***PVFP100***	**53.50**	24
1½"	full	***PVFP150***	**68.30**	24
1"	standard	***PV100***	**45.90**	24
2"	standard	***PV200***	**66.30**	24

6-bolt valve design



- full port

female NPT x female NPT

Size	Port Type	*Polypropylene* Part #	Price/E	Opt Qty
2"	full	***PVFP200***	**$97.00**	12
3"	full	***PVFP300***	**233.40**	8
4"	full	***PVFP400***	**469.75**	4

Polypropylene Bolted Ball Valve with Nozzle

- rated to **125 PSI** at **70°F**
- chemically-resistant, reinforced polypropylene
- PTFE ball seat
- EPDM O-ring body seals, Viton® O-ring stem seals
- 304 stainless steel nuts and bolts
- FDA approved material
- body-to-flange design allows for low torque operation
- PVFPN style is full port; PVN style is standard port



female NPT x nozzle

Size	Port Type	*Polypropylene* Part #	Price/E	Opt Qty
1½"	full	***PVFPN150***	**$93.40**	12
2"	full	***PVFPN200***	**131.40**	9
2"	standard	***PVN200***	**96.25**	12

Polypropylene Compact Bolted Ball Valves

- rated to **125** PSI at **70°F**
- chemically-resistant, reinforced polypropylene
- PTFE ball seats
- EPDM O-ring body seals, Viton® O-ring stem seals
- 304 stainless steel nuts and bolts
- FDA approved material
- full port



female NPT x female NPT

Size	Port Type	Body Length	*Polypropylene* Part #	Price/E
2"	full	4-7/8"	***PVFPS200***	**$76.50**



female NPT x male adapter

Size	Port Type	Body Length	*Polypropylene* Part #	Price/E
2"	full	6-7/8"	***PVFPSA200***	**$76.50**

Ductile Iron Butterfly Valves

NOT RECOMMENDED FOR STEAM SERVICE SAFETY ALERT

- for use between two 150 lb. flanges
- will lock "open" or "closed"
- rated to **200 PSI** at ambient temperature (70°F)

- ductile iron body, ASTM A536
- aluminum bronze disc, ASTM B148, ALY.954
- Buna-N seal and stem seals
- PTFE bushing
- stainless steel top and bottom stems
- The number of holes on the valve should match the number of holes for the specific flange size. See the Pipe and Flange dimensions chart on page 661.



threaded lug style with bronze disc

Size	*with Buna-N liner*		*with EPDM liner*	
	Part #	Price/E	Part #	Price/E
2"	***BFVL200***	**$145.00**	***BFVL200E***	**$145.00**
3"	***BFVL300***	**181.25**	***BFVL300E***	**181.25**
4"	***BFVL400***	**270.00**	***BFVL400E***	**270.00**
6"	***BFVL600***	**475.00**	***BFVL600E***	**475.00**

- ductile iron body, ASTM A536
- aluminum bronze disc, ASTM B148, ALY.954
- Buna-N seal and stem seals
- PTFE bushing
- stainless steel top and bottom stems
- The number of holes on the valve depends on the body size.



wafer style with bronze disc

Size	*with Buna-N liner*		*with EPDM liner*	
	Part #	Price/E	Part #	Price/E
2"	***BBFVW200***	**$133.00**	***BBFVW200E***	**$133.00**
3"	***BBFVW300***	**170.00**	***BBFVW300E***	**170.00**
4"	***BBFVW400***	**240.00**	***BBFVW400E***	**240.00**
6"	***BBFVW600***	**420.00**	***BBFVW600E***	**420.00**

- ductile iron body, ASTM A536
- stainless steel disc, ASTM A351, GR. CF-8M
- Buna-N seal and stem seals
- PTFE bushing
- stainless steel top and bottom stems
- The number of holes on the valve depends on the body size.



wafer style with stainless disc

Size	*with Buna-N liner*	
	Part #	Price/E
2"	***BFVW200***	**$150.00**
3"	***BFVW300***	**185.00**
4"	***BFVW400***	**250.00**
6"	***BFVW600***	**527.85**

Spring-Loaded Check Valves



- ½" - 2" rated to **400 PSI** WOG;
  3" - 4" rated to **175 PSI** WOG
- cracking pressure: 0.50 PSI
- brass with NBR seat
- soft seat for bubble tight shutoff, spring loaded for fast seating action
- flow profile designed to minimize head loss
- temperature range **10°F** to **210°F** (-10°C to 100°C)
- Underwriters approved

NPT Size	*Brass* Part #	Price/E
½"	***CV050 ****	**$18.30**
¾"	***CV075 ****	**24.55**
1"	***CV100 ****	**33.20**
1¼"	***CV125 ****	**52.25**
1½"	***CV150 ****	**77.95**
2"	***CV200 ****	**110.80**
3"	***CV300***	**349.55**
4"	***CV400***	**541.00**

* NSF61 approved

Strainer with Spring-Loaded Check Valves



- 1½" - 2" rated to **400 PSI** WOG;
  3" - 4" rated to **175 PSI** WOG
- cracking pressure: 0.50 PSI
- brass with NBR seat
- stainless steel strainer
- soft seat for bubble tight shutoff, spring loaded for fast seating action
- flow profile designed to minimize head loss
- temperature range **10°F** to **210°F** (-10°C to 100°C)
- Underwriters approved

NPT Size	*Brass* Part #	Price/E
1½"	***BVFS20 ****	**$88.05**
2"	***BVFS25 ****	**126.80**
3"	***BVFS35***	**372.80**
4"	***BVFS40***	**562.30**

* NSF61 approved

Horizontal Swing Check Valves



- brass body
- brass disc
- for horizontal or vertical use
- Swing check valves are designed to prevent back flow in plumbing and liquid piping systems, while offering full flow performance with a minimum of turbulence or pressure loss.
- A positive seating disc allows flow only in one direction and a screw-in cap provides easy access for periodic cleaning.
- rated to **200 PSI** WOG
- temperature range **-20°** to **150°F**

female NPT x female NPT

Size	*Brass* Part #	Price/E
½"	***SWCV50***	**$19.90**
¾"	***SWCV75***	**26.10**
1"	***SWCV100***	**35.55**
1¼"	***SWCV125***	**52.95**
1½"	***SWCV150***	**71.10**
2"	***SWCV200***	**104.85**
3"	***SWCV300***	**309.80**

Ball Cone Check Valves

- For use with water, oil, air lines or inert gases. Not recommended for use on or near reciprocating pumps or other similar vibration causing machinery.
- tight shut-off with liquid media
- no radial alignment necessary
- straight through and streamlined for minimum change in velocity
- Reinforced TFE check is spring loaded for fast seating action.
- rated to **400 PSI** WOG, cold non-shock; **125 PSI** saturated steam
- cracking pressure is .5 PSI
- temperature range **-20°F** to **353°F**

Pressure Ratings

Degrees in Farenheit	Pressure WOG
-20 to 100	**400**
200	**200**
250	**160**
275	**150**
300	**140**
325	**130**
353	**125**

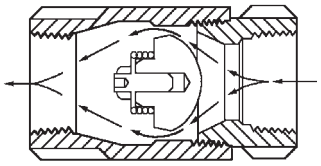

female NPT x female NPT

Size	*Brass* Part #	Price/E	*316 Stainless Steel* Part #	Price/E
1/4"	***61-101***	**$55.50**	***62-101***	**$125.00**
3/8"	***61-102***	**55.50**	***62-102***	**125.00**
1/2"	***61-103***	**55.50**	***62-103***	**147.15**
3/4"	***61-104***	**79.00**	***62-104***	**235.95**
1"	***61-105***	**106.90**	***62-105***	**321.15**
1-1/4"	***61-106***	**189.00**	***62-106***	**449.80**
1-1/2"	***61-107***	**240.60**	***62-107***	**630.00**
2"	***61-108***	**392.00**	***62-108***	**1080.00**
2-1/2"	***61-109***	**800.00**	**---**	**---**
3"	***61-100***	**1337.25**	**---**	**---**



male NPT x female NPT

Size	*Brass* Part #	Price/E
1/4"	***61-201***	**$78.30**
3/8"	***61-202***	**74.00**
1/2"	***61-203***	**74.00**
3/4"	***61-204***	**97.00**
1"	***61-205***	**140.00**
1-1/4"	***61-206***	**236.00**
1-1/2"	***61-207***	**300.00**
2"	***61-208***	**500.00**



Straub Grip-L Axial Restraint Pipe Couplings

Straub Grip-L couplings are suitable particularly for pipes within the lower pressure range. Applications include, but are not limited to: ship building, water and waste water treatment plants and industrial process pipework.

- Joins like or dissimilar pipe materials: steel, galvanized, painted, stainless steel, thin-wall stainless steel, PVC, copper
- Requires no special tools or pipe-end preparation; only a torque wrench is required for a secure and safe pipe connection that seldom needs retightening.
- highest quality 316 Ti stainless steel construction
- accommodates up to 5° of pipe misalignment
- vary gap between pipe ends
- absorbs vibration, water hammer, and sound
- special patented grip ring for superior holding power on hard-surfaced pipes
- 5 year limited warranty
- reusable
- built to ASTM 1476, Type 2, Class 2 specifications

Specifications:
- casing: AISI 316Ti
- screws: AISI 316 L
- bolts: AISI 316 Ti
- anchoring ring: AISI 301
- sealing sleeve: EPDM standard (NBR and Viton® A are also available, contact Dixon for additional information)
- EPDM sealing sleeve: temperature range **- 4°F** to **176°F** (-20°C to 80°C)

Approvals:
- American Bureau of Shipping (ABS) up to 232 PSI on ¾" - 5"; 188 PSI on 6"; 145 PSI on 8"
- Underwriter's Laboratories (UL)
- National Sanitation Foundation (NSF)



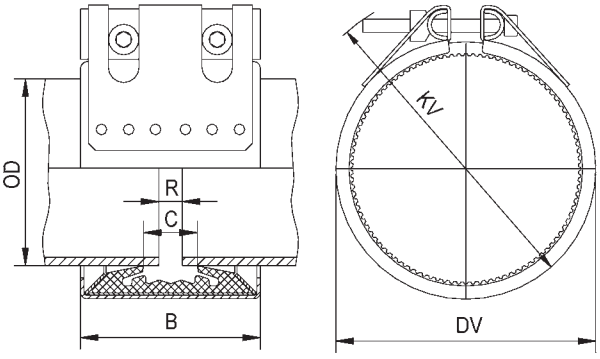

Size	Pipe OD actual	Pipe OD range min to max	Working Pressure **PSI**	Coupling Dimensions B	Coupling Dimensions C	Assembled Dimensions DV	Assembled Dimensions KV	Maximum Distance Between Pipe End R	*Stainless Steel* Part #	*Stainless Steel* Price/E
¾"	1.05"	1.04" to 1.08"	**670**	1.8"	0.7"	1.7"	2.8"	0.2"	***STR20000***	**$169.30**
1"	1.31"	1.31" to 1.35"	**550**	1.8"	0.7"	2"	3"	0.2"	***STR20100***	**179.30**
1½"	1.90"	1.88" to 1.92"	**440**	2.4"	1.0"	2.6"	3.9"	0.2"	***STR20300***	**221.95**
2"	2.37"	2.35" to 2.40"	**320**	3.0"	1.5"	3.1"	4.3"	0.4"	***STR20450***	**259.90**
2½"	2.87"	2.85" to 2.90"	**450**	3.7"	1.6"	3.9"	5.3"	0.4"	***STR20500***	**331.35**
3"	3.50"	3.46" to 3.54"	**320**	3.7"	1.6"	4.4"	5.9"	0.4"	***STR20650***	**365.00**
4"	4.50"	4.46" to 4.54"	**232**	3.7"	1.6"	5.4"	6.7"	0.4"	***STR20900***	**403.65**
5"	5.50"	5.51" to 5.62"	**232**	4.3"	2.1"	6.5"	8.3"	0.4"	***STR21150***	**598.10**
6"	6.63"	6.56" to 6.69"	**232**	4.3"	2.1"	7.6"	9.1"	0.4"	***STR21350***	**650.45**
8"	8.63"	8.54" to 8.71"	**232**	5.6"	3.1"	9.8"	11.6"	0.4"	***STR21400***	**1136.50**

SAFETY ALERT

All Straub couplings require the correct use of a torque wrench for a safe and proper installation. Straub couplings must be torqued to the specified value as printed on each individual coupling. Failure to do so can result in serious injury or death.

SAFETY ALERT

Not for steam or refrigerant service.

Straub Open-Flex 1L Couplings

Straub Open-Flex 1L couplings are suitable for repairing or joining pipes where access to the pipe end is difficult or not possible. This unique wrap-around design differs from similar type repair products because the installation or repair is permanent due to the unique flexible lipseal gasket design. Open-Flex couplings will also act as an expansion joint. *Straub Open-Flex couplings do require the pipes to be properly anchored and restrained as they are not pull-out resistant like the Straub Grip-L couplings.* Use Straub Open-Flex couplings to replace bolted sleeve type couplings (AWWA Std. C-219) or for permanent repairs or installation.

- Joins like or dissimilar pipe materials: steel, galvanized, painted, stainless steel, thin-wall stainless steel, PVC, copper
- Requires no special tools or pipe-end preparation; only a torque wrench is required for a secure and safe pipe connection that seldom needs retightening.
- highest quality 316 Ti stainless steel construction
- accommodates up to 5° of pipe misalignment
- vary gap between pipe ends
- absorbs vibration, water hammer, and sound
- acts an an expansion joint; will accept up to .25" of axial movement
- 5 year limited warranty
- reusable
- conforms to ASTM 1476, Type 2, Class 3 specifications

Specifications:
- casing: AISI 316Ti
- screws: AISI 4135 steel
- bolts: AISI 12L 14 Galvanized
- EPDM sealing sleeve: temperature range **- 4°F** to **176°F** (-20°C to 80°C)

Approvals:
- American Bureau of Shipping (ABS) up to 232 PSI
- Underwriter's Laboratories (UL)
- National Sanitation Foundation (NSF)

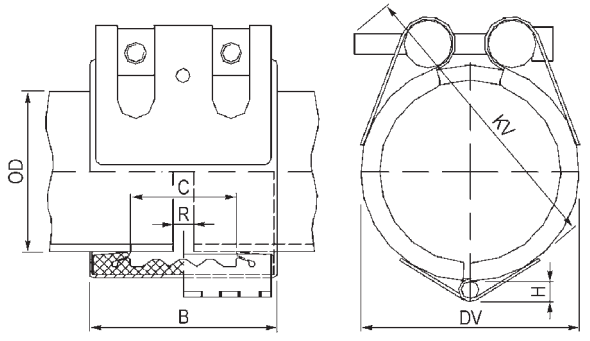



Size	Pipe OD actual	Pipe OD range min to max	Working Pressure **PSI**	Coupling Dimensions B	Coupling Dimensions C	Coupling Dimensions H	Assembled Dimensions DV	Assembled Dimensions KV	Max. Distance Between Pipe End R	Weight (lbs.)	*Stainless Steel* Part #	*Stainless Steel* Price/E
1½"	1.90"	1.85" to 1.95"	**363**	3.0"	1.4"	.28	2.8"	3.3"	.20"	1.10	***STR35001***	**$268.95**
2"	2.38"	2.32" to 2.42"	**232**	3.0"	1.4"	.28	3.2"	3.7"	.20"	1.34	***STR35151***	**284.95**
2½"	2.88"	2.81" to 2.93"	**232**	3.0"	1.4"	.36	3.2"	3.7"	.20"	1.80	***STR35201***	**310.00**
3"	3.50"	3.44" to 3.56"	**232**	3.7"	2.0"	.36	4.4"	4.9"	.20"	2.10	***STR35351***	**324.95**
4"	4.50"	4.43" to 4.57"	**232**	3.7"	2.0"	.36	5.4"	5.9"	.20"	2.33	***STR35651***	**343.65**
5"	5.56"	5.49" to 5.57"	**232**	4.2"	2.4"	.38	6.4"	7.1"	.20"	3.20	***STR35901***	**433.80**
6"	6.63"	6.54" to 6.71"	**232**	4.2"	2.4"	.38	7.5"	8.1"	.20"	3.70	***STR36051***	**464.80**

SAFETY ALERT

Not pull-out resistant.

Ensure that pipes are properly anchored and supported.

SAFETY ALERT

Assembly tool available, ***STR6648***, **$348.55**



Female Weld End Metal Hose Fittings

All fittings have 316 seamless stainless steel tubes

Straight



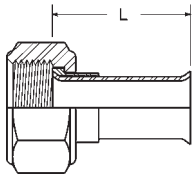

Female Threaded 37° JIC x Weld End

Tube OD	Pressure Rating **PSI** at 70°F	L Length	Gauge	*304 Stainless Steel Nut & Sleeve* Part #	Price/E	*Carbon Steel Nut & Sleeve* Part #	Price/E
1/4"	**5000**	1.500"	.049"	***SFMF250***	**$28.40**	***FMF250***	**$17.30**
3/8"	**4500**	1.500"	.049"	***SFMF375***	**32.00**	***FMF375***	**21.20**
1/2"	**4000**	1.500"	.049"	***SFMF500***	**52.55**	***FMF500***	**28.65**
3/4"	**2600**	1.500"	.049"	***SFMF750***	**90.40**	***FMF750***	**42.10**
1"	**2500**	2.000"	.049"	***SFMF1000***	**141.30**	***FMF1000***	**63.45**
1¼"	**2050**	2.375"	.065"	***SFMF1250***	**240.15**	***FMF1250***	**126.05**
1½"	**1700**	2.375"	.065"	***SFMF1500***	**407.30**	***FMF1500***	**174.95**
2"	**1250**	2.500"	.065"	***SFMF2000***	**790.55**	***FMF2000***	**325.05**

45° Elbow



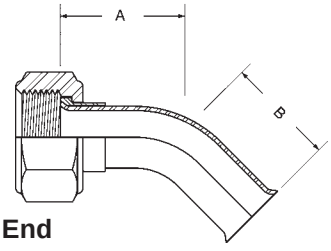

Female Threaded 37° JIC x Weld End

Tube OD	Pressure Rating **PSI** at 70°F	A Dim.	B Dim.	Bend Radius	Gauge	*304 Stainless Steel Nut & Sleeve* Part #	Price/E	*Carbon Steel Nut & Sleeve* Part #	Price/E
1/4"	**5000**	0.750"	0.750"	0.380"	.049"	***SFMF250-45***	**$24.55**	***FMF250-45***	**$28.70**
3/8"	**4500**	1.000"	1.000"	0.500"	.049"	***SFMF375-45***	**35.65**	***FMF375-45***	**38.25**
1/2"	**4000**	1.250"	1.250"	1.000"	.049"	***SFMF500-45***	**62.35**	***FMF500-45***	**69.20**
3/4"	**2600**	1.450"	1.450"	1.500"	.049"	***SFMF750-45***	**100.75**	***FMF750-45***	**71.50**
1"	**2500**	1.800"	1.800"	2.000"	.049"	***SFMF1000-45***	**166.00**	***FMF1000-45***	**107.25**
1¼"	**2050**	2.100"	2.100"	2.000"	.065"	***SFMF1250-45***	**278.80**	***FMF1250-45***	**200.15**
1½"	**1700**	2.300"	2.300"	2.000"	.065"	***SFMF1500-45***	**506.20**	***FMF1500-45***	**293.80**
2"	**1250**	3.000"	3.000"	3.000"	.065"	***SFMF2000-45***	**660.15**	***FMF2000-45***	**609.75**

90° Elbow



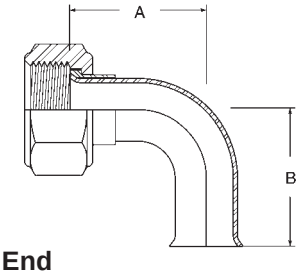

Female Threaded 37° JIC x Weld End

Tube OD	Pressure Rating **PSI** at 70°F	A Dim.	B Dim.	Bend Radius	Gauge	*304 Stainless Steel Nut & Sleeve* Part #	Price/E	*Carbon Steel Nut & Sleeve* Part #	Price/E
1/4"	**5000**	1.000"	1.000"	0.375"	.049"	***SFMF250-90***	**$32.30**	***FMF250-90***	**$33.70**
3/8"	**4500**	1.250"	1.250"	0.500"	.049"	***SFMF375-90***	**36.50**	***FMF375-90***	**40.60**
1/2"	**4000**	1.830"	1.830"	1.000"	.049"	***SFMF500-90***	**63.85**	***FMF500-90***	**58.95**
3/4"	**2600**	2.350"	2.350"	1.500"	.049"	***SFMF750-90***	**108.45**	***FMF750-90***	**95.40**
1"	**2500**	3.100"	3.100"	2.000"	.049"	***SFMF1000-90***	**173.05**	***FMF1000-90***	**127.95**
1¼"	**2050**	3.500"	3.500"	2.000"	.065"	***SFMF1250-90***	**308.85**	***FMF1250-90***	**205.25**
1½"	**1700**	3.750"	3.750"	2.000"	.065"	***SFMF1500-90***	**432.20**	***FMF1500-90***	**261.10**
2"	**1250**	4.900"	4.900"	2.000"	.065"	***SFMF2000-90***	**866.80**	***FMF2000-90***	**631.10**

NPT Threaded Pipe Fittings

Size	Overall Length	*Carbon Steel* Part #	*Carbon Steel* Price/E	*304 Stainless Steel* Part #	*304 Stainless Steel* Price/E	*Aluminum* Part #	*Aluminum* Price/E
1/4"	2"	***PN250***	**$2.25**	***PNS250***	**$7.80**	**---**	**---**
3/8"	2"	***PN375***	**2.50**	***PNS375***	**9.95**	**---**	**---**
1/2"	2"	***PN500***	**1.80**	***PNS500***	**11.20**	**---**	**---**
3/4"	2"	***PN750***	**2.25**	***PNS750***	**13.90**	**---**	**---**
1"	2"	***PN1000***	**3.35**	***PNS1000***	**16.70**	**---**	**---**
1¼"	2"	***PN1250***	**4.30**	***PNS1250***	**20.85**	**---**	**---**
1½"	2"	***PN1500***	**5.10**	***PNS1500***	**23.70**	**---**	**---**
2"	2"	***PN2000***	**6.55**	***PNS2000***	**33.65**	**---**	**---**
2½"	3"	***PN2500***	**20.65**	***PNS2500***	**78.25**	**---**	**---**
3"	3"	***PN3000***	**26.10**	***PNS3000***	**105.80**	***APN3000***	**$43.25**
4"	4"	***PN4000***	**39.15**	***PNS4000***	**161.35**	***APN4000***	**64.15**



Dixon Hex Nipples for Welding to Metal Hose

Size	*Carbon Steel* [1] Part #	*Carbon Steel* [1] Price/E	opt qty	*Machined Brass* Part #	*Machined Brass* Price/E	*304 Stainless Steel* [1] Part #	*304 Stainless Steel* [1] Price/E	opt qty	*316 Stainless Steel* [1] Part #	*316 Stainless Steel* [1] Price/E
1/4"	***FM250***	**$2.95**	200	***FMB250***	**$6.00**	***FMS250***	**$9.50**	200	**—**	**---**
3/8"	***FM375***	**3.30**	100	***FMB375***	**10.00**	***FMS375***	**11.85**	100	**—**	**---**
1/2"	***FM500***	**4.20**	50	***FMB500***	**12.00**	***FMS500*** [2]	**11.20**	50	***FMR500*** [2]	**$12.00**
3/4"	***FM750***	**5.35**	50	***FMB750***	**15.00**	***FMS750*** [2]	**12.00**	50	***FMR750*** [2]	**14.05**
1"	***FM1000***	**7.10**	50	***FMB1000***	**22.50**	***FMS1000*** [2]	**17.55**	50	***FMR1000*** [2]	**25.80**
1¼"	***FM1250***	**14.10**	50	**---**	**---**	***FMS1250***	**60.60**	50	**—**	**---**
1½"	***FM1500***	**15.10**	50	**---**	**---**	***FMS1500***	**60.80**	50	***FMR1500***	**60.05**
2"	***FM2000***	**39.10**	10	**---**	**---**	**---**	**---**		**—**	**---**

[1] Dixon suggests using 308 LSI welding rod
[2] global stainless steel



Dixon Octagonal Nipples for Welding to Metal Hose

Size	Overall Length	Weld-On Length	Hex Length	*Carbon Steel* Part #	*Carbon Steel* Price/E	*304 Stainless Steel* Part #	*304 Stainless Steel* Price/E
2"	2½"	7/8"	9/16"	***OCTOE32***	**$27.00**	***OCTOES32***	**$51.00**



Dixon Octagonal Wrench Grips

Size	Across Outside Flats	Across Inside Flats	Width	*Carbon Steel* Part #	*Carbon Steel* Price/E	*304 Stainless Steel* Part #	*304 Stainless Steel* Price/E
1½"	2.230"	1.910"	9/16"	**---**	**---**	***OCTS24***	**$14.30**
2"	2.781"	2.385"	9/16"	***OCT32***	**$9.00**	***OCTS32***	**16.20**
3"	3.750"	3.510"	7/8"	**---**	**---**	***OCTS48***	**37.00**



Dixon Weld-On Hex Wrench Grips

Size	*Global Investment Cast Steel* Part #	*Global Investment Cast Steel* Price/E
1"	***WN12***	**$6.30**
1¼"	***WN16***	**5.90**
1½"	***WN21***	**5.90**
2"	***WN26***	**6.45**
2½"	***WN31***	**8.60**
3"	***WN36***	**10.40**
4"	***WN46***	**21.00**



Notched Turned Back Nipples

- When used with an appropriate notched ferrule, these fittings can be swaged or crimped onto hose, thereby providing improved shank retention.
- The stem can be removed from a damaged hose by cutting away the ferrule, without necessarily damaging the fitting. *After inspection to determine its suitability for reuse,* it can be reinstalled into another hose by *using a new ferrule*.
- When used with double bolt or band clamps, notched turned back nipples will provide shank retention similar to that of the King turned back nipples.
- Notched turned back nipples let you use the same ferrules used with the notched (NO) cam and groove on page 37. This lets you *maximize your inventory usage and reduce costs*. *You must purchase a fitting and the matching ferrule to create an assembly*.
- Stems are for use with lap joint flanges on page 573.

SAFETY ALERT



stems

Size	Carbon Steel Part #	Carbon Steel Price/E	316 Stainless Steel Part #	316 Stainless Steel Price/E
1½"	***N150NO***	**$31.50**	***RN150NO***	**$80.60**
2"	***N200NO***	**35.55**	***RN200NO***	**92.70**
2½"	***N250NO***	**55.00**	***RN250NO***	**125.00**
3"	***N300NO***	**84.25**	***RN300NO***	**162.00**
4"	***N400NO***	**141.10**	***RN400NO***	**248.25**

* Special pushers required: 1½" stem - RN150NOPUSH
2" stem - RN200NOPUSH
2½" stem - RN250NOPUSH
3" stem - RN300NOPUSH
4" stem - RN400NOPUSH



ferrules

Hose ID	Hose O.D. from	Hose O.D. to	304 Stainless Steel Part #	304 Stainless Steel Price/E
1½"	1-60/64"	2-12/64"	***GAS2334NO***	**$34.80**
	2-4/64"	2-22/64"	***GAS2370NO***	**37.20**
2"	2-30/64"	2-44/64"	***GAS2709NO***	**31.80**
	2-42/64"	2-54/64"	***GAS2885NO***	**66.25**
2½"	2-54/64"	3"	***GAS3012NO***	**64.50**
	3-1/64"	3-13/64"	***GAS3260NO***	**68.80**
3"	3-30/64"	3-46/64"	***GAS3760NO***	**45.40**
	3-47/64"	3-54/64"	***GAS3885NO***	**62.10**
4"	4-40/64"	4-47/64"	***GAS5010NO***	**258.75**

SAFETY ALERT

Dixon stems and ferrules are specifically designed to be used together as a coupling system.
Due to differences in dimensions and tolerances for safety reasons,
do not use other manufacturer's stems or ferrules with Dixon Holedall products.

King Turned Back Hose Nipples for Floating Flanges

- A turned back nipple, when used in a floating flange assembly, allows the flange to be aligned without stressing (twisting) the hose. This generally increases the hose's service life by eliminating a common cause of premature hose failure.
- for use with Lap Joint flanges shown on page 573



Size	Plated Carbon Steel Part #	Plated Carbon Steel Price/E	316 Stainless Steel Part #	316 Stainless Steel Price/E
1"	***N10***	**$46.05**	***RN10***	**$119.40**
1¼"	***N15***	**44.10**	***RN15***	**144.00**
1½"	***N20***	**78.20**	***RN20***	**152.35**
2"	***N25***	**84.70**	***RN25***	**203.70**
2½"	***N30***	**113.30**	***RN30***	**381.20**
3"	***N35***	**98.15**	***RN35***	**311.50**
4"	***N40***	**156.50**	***RN40***	**457.60**
6"	***N60***	**254.00**	***RN60***	**916.70**
8"	***N80***	**375.00**	***RN80***	**1457.80**
10"	***N100***	**624.75**	***RN100***	**0**
12"	***N120***	**1035.00**	***RN120***	**0**

King Turned Back Weld-To-Metal Hose Nipples

- MSS Type C
- for use with Slip-On and Lap Joint flanges shown on page 573



Size	Length	Phono-Finish Face Schedule 40 Plated Carbon Steel Part #	Phono-Finish Face Schedule 40 Plated Carbon Steel Price/E	Phono-Finish Face Schedule 10 304 Stainless Steel Part #	Phono-Finish Face Schedule 10 304 Stainless Steel Price/E	Smooth Face Schedule 10 304 Stainless Steel Part #	Smooth Face Schedule 10 304 Stainless Steel Price/E
¾"	2"	***NW5***	**$25.55**	***GNW5***	**$32.00**	***GNWP5***	**$16.30**
1"	2"	***NW10***	**27.05**	***GNW10***	**32.65**	***GNWP10***	**20.80**
1¼"	2"	***NW15***	**39.75**	***GNW15***	**49.15**	***GNWP15***	**58.95**
1½"	2"	***NW20***	**37.70**	***GNW20***	**57.00**	***GNWP20***	**22.80**
2"	2½"	***NW25***	**40.65**	***GNW25***	**70.05**	***GNWP25***	**28.15**
2½"	2½"	***NW30***	**54.00**	***GNW30***	**80.00**	***GNWP30***	**35.50**
3"	2½"	***NW35***	**58.65**	***GNW35***	**88.85**	***GNWP35***	**51.50**
4"	3"	***NW40***	**76.30**	***GNW40***	**108.25**	***GNWP40***	**55.50**
6"	3½"	***NW60***	**114.60**	***GNW60***	**255.00**	***GNWP60***	**194.80**
8"	4"	***NW80***	**146.65**	***GNW80***	**375.00**	***GNWP80***	**270.30**
10"	5"	***NW100***	**295.00**	***GNW100***	**525.00**	***GNWP100***	**500.00**
12"	6"	***NW120***	**413.00**	***GNW120***	**756.00**	***GNWP120***	**526.30**

150 LB. ASA Forged Flanges

Lap-Joint

- no raised face
- The lap joint flange is commonly called a Van Stone or a floating flange.

New for 2012

Size	Carbon Steel		316 Stainless Steel	
	Part #	Price/E	Part #	Price/E
1"	***LJ100***	**$54.00**	**---**	**---**
1¼"	***LJ125***	**36.00**	**---**	**---**
1½"	***LJ150***	**37.00**	***LJR150***	**$132.00**
2"	***LJ200***	**38.00**	***LJR200***	**164.00**
2½"	***LJ250***	**62.00**	**---**	**---**
3"	***LJ300***	**64.00**	***LJR300***	**320.00**
4"	***LJ400***	**93.00**	***LJR400***	**450.00**
5"	***LJ500***	**105.00**	**---**	**---**
6"	***LJ600***	**127.30**	***LJR600***	**690.00**
8"	***LJ800***	**225.00**	**---**	**---**
10"	***LJ1000***	**280.00**	**---**	**---**
12"	***LJ1200***	**435.00**	**---**	**---**





Slip-On

- raised face

Size	Carbon Steel		316 Stainless Steel	
	Part #	Price/E	Part #	Price/E
1"	***SO100***	**$32.00**	**---**	**---**
1¼"	***SO125***	**32.00**	**---**	**---**
1½"	***SO150***	**32.00**	***SOR150***	**$140.00**
2"	***SO200***	**36.05**	***SOR200***	**170.00**
2½"	***SO250***	**60.70**	**---**	**---**
3"	***SO300***	**56.00**	***SOR300***	**300.00**
4"	***SO400***	**72.70**	***SOR400***	**390.00**
5"	***SO500***	**110.00**	**---**	**---**
6"	***SO600***	**103.00**	***SOR600***	**600.00**
8"	***SO800***	**160.00**	**---**	**---**
10"	***SO1000***	**260.00**	**---**	**---**
12"	***SO1200***	**385.00**	**---**	**---**





NPT Threaded

- raised face

Size	Carbon Steel		316 Stainless Steel	
	Part #	Price/E	Part #	Price/E
1"	***T100***	**$63.00**	**---**	**---**
1¼"	***T125***	**57.00**	**---**	**---**
1½"	***T150***	**56.00**	***TR150***	**$175.00**
2"	***T200***	**60.00**	***TR200***	**230.00**
2½"	***T250***	**67.90**	**---**	**---**
3"	***T300***	**72.00**	***TR300***	**330.00**
4"	***T400***	**88.00**	***TR400***	**433.50**
5"	***T500***	**150.80**	**---**	**---**
6"	***T600***	**152.25**	***TR600***	**630.00**
8"	***T800***	**288.90**	**---**	**---**
10"	***T1000***	**755.00**	**---**	**---**
12"	***T1200***	**1025.00**	**---**	**---**





New for 2012

Brass International Shore Connections

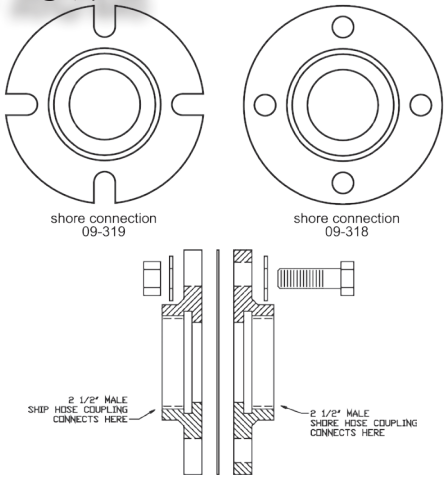

- meets U.S. Coast Guard specifications for vessels 1000 gross tons or more
- makes possible the connection of two different threads between ship and shore or between ships
- 7" OD brass flange with 4¾" holes
- solid wedge disc with tapered seats
- includes 8 washers, 4 hexagon brass nuts, 4 hex head bolts, 1 washer, 1 fiber gasket
- working pressure: **300 PSI**

Description	Part #	Wt. Lbs.	Price
shore side	***09-318-00001***	7.38	**$308.40**
ship side	***09-319-00001***	7.14	**308.40**

150 LB. ASA Forged Flanges

Weld Neck

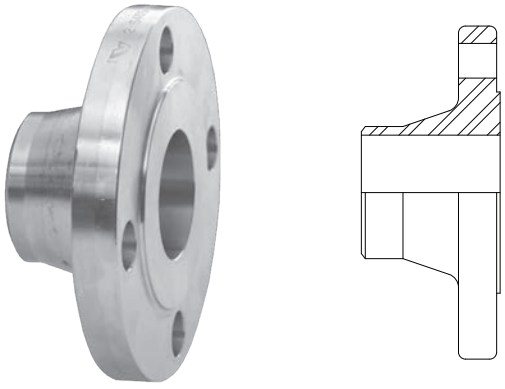

- raised face

Size	*Carbon Steel* Part #	Price/E
1"	***WN100***	**$45.25**
1¼"	***WN125***	**47.00**
1½"	***WN150***	**47.25**
2"	***WN200***	**53.00**
3"	***WN300***	**62.75**
4"	***WN400***	**74.50**
5"	***WN500***	**115.00**
6"	***WN600***	**113.00**
8"	***WN800***	**198.00**
10"	***WN1000***	**310.00**

150 LB. MSS Flanges



Size	*316 Stainless Steel* Part #	Price/E
1½"	***TRMS150***	**$155.95**
2"	***TRMS200***	**188.00**
3"	***TRMS300***	**294.75**
4"	***TRMS400***	**469.10**
6"	***TRMS600***	**878.65**

Flange Gaskets

- standard drop-ring type all 1/16" thick
- reference page 627 for Joint Sealant Gasket Material

Size	*Neoprene* Part #	Price/E	*Klingersil ® C-4401* Part #	Price/E
1"	***NG10***	**$1.60**	***AG10***	**$2.80**
1¼"	***NG15***	**1.95**	***AG15***	**3.10**
1½"	***NG20***	**1.95**	***AG20***	**3.20**
2"	***NG25***	**2.10**	***AG25***	**3.35**
2½"	***NG30***	**2.80**	***AG30***	**4.10**
3"	***NG35***	**2.30**	***AG35***	**5.30**
4"	***NG40***	**3.20**	***AG40***	**6.40**
5"	***NG50***	**6.70**	**---**	**---**
6"	***NG60***	**4.15**	***AG60***	**9.85**
8"	***NG80***	**6.80**	***AG80***	**13.75**

For dimensional information and diagrams, see pages 660 and 661

TTMA Series Flange Adapters

- provides a simple and easy way to quickly convert threaded components to a standard TTMA flange configuration
- more durable than welded fabrications due to the solid cast lightweight aluminum design
- design improves flow through adapter even on the 3" reducer
- compact size reduces the overall space needed to install
- for flange drilling standards, see page 661

Male Threaded

TTMA flange x standard male NPT

TTMA Flange	Male NPT	*Aluminum* Part #	Price/E
3"	3"	***TTF3AL-3MT***	**$82.45**
4"	3"	***TTF4AL-3MT***	**62.05**
4"	4"	***TTF4AL-4MT***	**57.55**



Extended Length - Male Threaded

TTMA flange x extended length male NPT

TTMA Flange	Male NPT	*Aluminum* Part #	Price/E
4"	3"	***TTF4AL-3EMT***	**$82.45**
4"	4"	***TTF4AL-4EMT***	**96.25**



Female Threaded

TTMA flange x female NPT

TTMA Flange	Female NPT	*Aluminum* Part #	Price/E
4"	3"	***TTF4AL-3FT***	**$73.80**
4"	4"	***TTF4AL-4FT***	**73.55**



Slip-On

TTMA flange x slip-on

TTMA Flange	Slip-on	*Aluminum* Part #	Price/E
4"	4"	***TTF400SP***	**$67.00**



Sight Flow Indicators

Bronze

- verifies flow and monitors color and clarity in fluid lines
- double window snap ring design
- bronze body
- ABS indicator
- tempered soda lime sight glass
- Buna-N seals
- maximum pressure **125 PSI**
- maximum temperature **200°F**
- made in the USA



Size	Overall Length	Width	Height	*Bronze* Part #	Price/E	Opt Qty
½"	3-13/16"	2-7/16"	2-7/16"	***SF1631-050***	**$379.15**	1
¾"	3-13/16"	2-7/16"	2-7/16"	***SF1631-075***	**405.10**	1
1"	4-3/8"	3"	3-1/8"	***SF1631-100***	**514.20**	1
1½"	4-5/8"	3-13/16"	4"	***SF1631-150***	**784.25**	1
2"	4-5/8"	3-13/16"	4"	***SF1631-200***	**810.25**	1

Stainless Steel

- Features a radial sealing method and bolt-on body design that provides years of reliable service with no torquing maintenance required.
- verifies flow and monitor color and clarity in fluid lines
- A white Delrin® propeller style indicator is standard. Best for observations at a distance or with opaque liquids [1].
- tempered soda lime sight glass [2]
- Viton® seals are standard [3]
- maximum pressure **200 PSI** at **150°F**
- maximum temperature **225°F** at **150 PSI**
- made in the USA





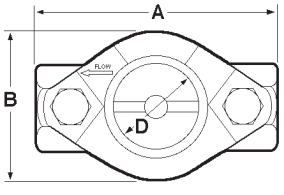

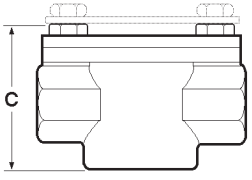

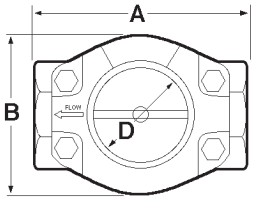

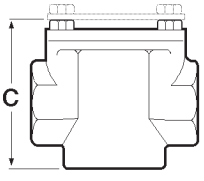

Female NPT x Female NPT [4]

Size	Overall Length A	Width B	Height C	Diameter of Sight Opening D	Weight	*Stainless Steel* Part #	Price/E	Opt Qty
½"	3-1/4"	2"	2-3/8"	1-1/8"	1.4	***SF1471-050***	**$794.65**	1
¾"	4-1/4"	2-9/16"	3-1/4"	1-1/2"	3.0	***SF1471-075***	**857.00**	1
1"	4-1/4"	2-9/16"	3-1/4"	1-1/2"	2.7	***SF1471-100***	**1080.30**	1
1½"	5-5/8"	3-5/16"	4-5/16"	2"	7.9	***SF1471-150***	**1433.50**	1
2"	5-5/8"	3-5/16"	4-5/16"	2"	6.6	***SF1471-200***	**1687.95**	1

[1] Plain, flapper or drip tube style indicators are available, as are PTFE indicators. *Consult the Factory for price and availability*.
[2] Special units with tempered Borosilicate glass are available. *Consult the Factory for price and availability*.
[3] PTFE, EPR and Buna-N seals are available. *Consult the Factory for price and availability*.
[4] 150# flanged units, as well as other metals, are also available. *Consult the Factory for price and availability*.

NPT Threaded Reducer Hex Bushings



Male NPT	Female NPT	150# Iron		150# Galvanized		150# 316 Stain. Steel		3000# Forged Steel		125# Brass	
		Part #	Price/E	Part #	Price/E	Part #	Price/E	Part #	Price/E	Part #	Price/E
1/4"	1/8"	***HB2518***	**$4.35**	***HB2518G***	**$6.25**	***HB2518SS***	**$3.65**	***HB2518FS***	**$4.80**	***HB1F2M***	**$1.86**
3/8"	1/8"	***HB3818***	**4.35**	**---**	**---**	**---**	**---**	**---**	**---**	***HB1F3M***	**2.25**
3/8"	1/4"	***HB3825***	**4.35**	***HB3825G***	**6.25**	***HB3825SS***	**4.10**	***HB3825FS***	**4.80**	***HB2F3M***	**2.54**
1/2"	1/8"	***HB5018***	**4.35**	**---**	**---**	**---**	**---**	**---**	**---**	***HB1F4M***	**3.89**
1/2"	1/4"	***HB5025***	**4.35**	***HB5025G***	**6.25**	***HB5025SS***	**5.45**	***HB5025FS***	**4.90**	***HB2F4M***	**4.11**
1/2"	3/8"	***HB5038***	**4.35**	***HB5038G***	**6.25**	***HB5038SS***	**5.45**	***HB5038FS***	**4.90**	***HB3F4M***	**3.37**
3/4"	1/8"	***HB7518***	**4.25**	**---**	**---**	**---**	**---**	**---**	**---**	***HB1F6M***	**6.65**
3/4"	1/4"	***HB7525***	**4.25**	***HB7525G***	**6.45**	***HB7525SS***	**8.10**	***HB7525FS***	**5.95**	***HB2F6M***	**7.29**
3/4"	3/8"	***HB7538***	**4.25**	***HB7538G***	**7.15**	***HB7538SS***	**8.10**	***HB7538FS***	**5.95**	***HB3F6M***	**6.45**
3/4"	1/2"	***HB7550***	**3.95**	***HB7550G***	**5.80**	***HB7550SS***	**8.65**	***HB7550FS***	**5.95**	***HB4F6M***	**7.03**
1"	1/8"	***HB1018***	**4.90**	**---**	**---**	**---**	**---**	**---**	**---**	**---**	**---**
1"	1/4"	***HB1025***	**5.25**	***HB1025G***	**7.65**	***HB1025SS***	**12.20**	***HB1025FS***	**9.50**	***HB2F8M***	**14.02**
1"	3/8"	***HB1038***	**5.40**	***HB1038G***	**11.95**	***HB1038SS***	**11.85**	***HB1038FS***	**9.50**	***HB3F8M***	**13.21**
1"	1/2"	***HB1050***	**4.05**	***HB1050G***	**6.90**	***HB1050SS***	**11.45**	***HB1050FS***	**9.50**	***HB4F8M***	**13.01**
1"	3/4"	***HB1075***	**4.05**	***HB1075G***	**6.55**	***HB1075SS***	**11.45**	***HB1075FS***	**9.50**	***HB6F8M***	**10.95**
1-1/4"	1/2"	***HB1250***	**5.80**	**---**	**---**	**---**	**---**	**---**	**---**	**---**	**---**
1-1/4"	3/4"	***HB1275***	**5.20**	**---**	**---**	***HB1275SS***	**18.55**	***HB1275FS***	**15.60**	**---**	**---**
1-1/4"	1"	***HB1210***	**5.20**	***HB1210G***	**8.80**	***HB1210SS***	**18.50**	***HB1210FS***	**15.60**	***HB1210B***	**21.60**
1-1/2"	1/2"	***HB1550***	**6.60**	**---**	**---**	**---**	**---**	**---**	**---**	**---**	**---**
1-1/2"	3/4"	***HB1575***	**6.60**	***HB1575G***	**12.75**	***HB1575SS***	**22.00**	***HB1575FS***	**17.70**	***HB1575B***	**33.75**
1-1/2"	1"	***HB1510***	**5.80**	***HB1510G***	**11.50**	***HB1510SS***	**22.00**	***HB1510FS***	**17.70**	***HB1510B***	**27.60**
1-1/2"	1-1/4"	***HB1512***	**6.65**	***HB1512G***	**10.65**	***HB1512SS***	**22.00**	***HB1512FS***	**17.70**	***HB1512B***	**27.60**
2"	1/2"	***HB2050***	**10.00**	***HB2050G***	**15.95**	**---**	**---**	**---**	**---**	***HB2050B***	**49.15**
2"	3/4"	***HB2075***	**8.45**	***HB2075G***	**14.85**	***HB2075SS***	**35.90**	***HB2075FS***	**26.85**	***HB2075B***	**49.15**
2"	1"	***HB2010***	**7.90**	***HB2010G***	**14.05**	***HB2010SS***	**35.90**	***HB2010FS***	**26.85**	***HB2010B***	**49.15**
2"	1-1/4"	***HB2012***	**7.90**	***HB2012G***	**14.05**	***HB2012SS***	**35.90**	***HB2012FS***	**26.85**	***HB2012B***	**40.90**
2"	1-1/2"	***HB2015***	**8.80**	***HB2015G***	**12.30**	***HB2015SS***	**38.40**	***HB2015FS***	**26.85**	***HB2015B***	**40.90**
2-1/2"	1-1/2"	***HB2515***	**13.35**	**---**	**---**	**---**	**---**	**---**	**---**	***HB2515B***	**70.95**
2-1/2"	2"	***HB2520***	**13.25**	***HB2520G***	**20.05**	***HB2520SS***	**64.40**	***HB2520FS***	**85.00**	***HB2520B***	**70.95**
3"	1"	***HB3010***	**19.85**	**---**	**---**	**---**	**---**	**---**	**---**	**---**	**---**
3"	1-1/2"	***HB3015***	**19.45**	**---**	**---**	**---**	**---**	**---**	**---**	**---**	**---**
3"	2"	***HB3020***	**18.20**	***HB3020G***	**27.10**	***HB3020SS***	**94.40**	***HB3020FS***	**135.20**	***HB3020B***	**123.65**
3"	2-1/2"	***HB3025***	**18.45**	**---**	**---**	***HB3025SS***	**92.15**	***HB3025FS***	**135.20**	***HB3025B***	**123.65**
4"	1"	***HB4010***	**38.05**	**---**	**---**	**---**	**---**	**---**	**---**	**---**	**---**
4"	1-1/2"	***HB4015***	**38.05**	**---**	**---**	**---**	**---**	**---**	**---**	**---**	**---**
4"	2"	***HB4020***	**36.00**	***HB4020G***	**56.30**	***HB4020SS***	**146.40**	**---**	**---**	***HB4020B***	**371.15**
4"	2-1/2"	***HB4025***	**36.00**	**---**	**---**	**---**	**---**	**---**	**---**	**---**	**---**
4"	3"	***HB4030***	**36.00**	***HB4030G***	**59.60**	***HB4030SS***	**150.90**	***HB4030FS***	**291.20**	***HB4030B***	**283.45**
5"	4"	***HB5040***	**65.75**	**---**	**---**	**---**	**---**	**---**	**---**	**---**	**---**
6"	3"	***HB6030***	**95.10**	**---**	**---**	**---**	**---**	**---**	**---**	**---**	**---**
6"	4"	***HB6040***	**95.10**	**---**	**---**	**---**	**---**	**---**	**---**	**---**	**---**

NPT Threaded Reducing Union

Female NPT	Female NPT	150# Iron	
		Part #	Price/E
3/4"	1/2"	***MIRU7550***	**$15.35**



NPT Threaded Unions



- other sizes are also available
- 304 stainless steel fittings are also available, *consult the factory for pricing and availability*

Female NPT	300# Iron		150# Iron		150# Galvanized		150# 316 Stain. Steel		3000# Forged Steel		125# Brass	
	Part #	Price/E	Part #	Price/E	Part #	Price/E	Part #	Price/E	Part #	Price/E	Part #	Price/E
1/8"	---	---	MIU18	$17.50	---	---	---	---	---	---	---	---
1/4"	---	---	MIU25	16.65	---	---	TUN025SS	$17.40	---	---	TUN2F	$25.65
3/8"	---	--	MIU38	11.25	TUN038G	$13.25	TUN038SS	22.50	New		TUN3F	26.45
1/2"	300MIU50	$29.30	MIU50	10.75	TUN050G	13.40	TUN050SS	19.40	TUN050FS	$27.60	TUN4F	29.90
3/4"	300MIU75	32.45	MIU75	12.80	TUN075G	15.90	TUN075SS	25.40	TUN075FS	33.05	TUN5F	39.20
1"	300MIU100	42.35	MIU100	16.70	TUN100G	19.75	TUN100SS	41.40	TUN100FS	43.20	TUN6F	51.15
1-1/4"	---	---	MIU125	22.15	TUN125G	26.85	TUN125SS	64.00	---	---	TUN7F	74.95
1-1/2"	300MIU150	72.25	MIU150	27.05	TUN150G	34.40	TUN150SS	72.00	TUN150FS	83.75	TUN8F	89.60
2"	---	---	MIU200	40.80	TUN200G	45.95	TUN200SS	101.90	TUN200FS	108.95	TUN9F	140.00
2-1/2"	---	---	MIU250	98.35	---	---	---	---	---	---	---	---
3"	300MIU300	373.25	MIU300	119.40	---	---	---	---	---	---	---	---
4"	---	---	MIU400	295.20	---	---	---	---	---	---	---	---

NPT Threaded Bell Reducers



- other sizes are also available
- 304 stainless steel fittings are also available, *consult the factory for pricing and availability*

[1] items will be discontinued as stock is depleted
[2] sizes are manufactured from bar stock

Female NPT	Female NPT	300# Iron		150# Iron		150# Galvanized		150# 316 Stain. Steel		3000# Forged Steel		125# Brass	
		Part #	Price/E	Part #	Price/E	Part #	Price/E	Part #	Price/E	Part #	Price/E	Part #	Price/E
1/4"	1/8"	---	---	BR1418	$3.95	---	---	---	---	---	---	RC2F1F [2]	$4.26
3/8"	1/8"	---	---	BR3818	3.95	---	---	---	---	---	New	RC3F1F	4.62
3/8"	1/4"	---	---	BR3825	3.95	---	---	BR3825SS	$6.80	---	---	RC3F2F [2]	4.76
1/2"	1/4"	300BR5025	$25.15	BR5025	3.60	BR5025G	$4.45	BR5025SS	9.25	---	---	RC4F2F [2]	6.80
1/2"	3/8"	---	---	BR5038	3.40	BR5038G	4.15	BR5038SS	8.60	BR5038FS	$14.60	BR5038B [1]	10.50
3/4"	1/4"	---	---	BR7525	4.45	---	---	---	---	---	---	---	---
3/4"	3/8"	---	---	BR7538	4.45	---	---	BR7538SS	11.85	---	New	RC6F3F	10.57
3/4"	1/2"	300BR7550	25.70	BR7550	3.90	BR7550G	4.85	BR7550SS	11.10	BR7550FS	37.45	BR7550B [1]	14.30
1"	1/4"	---	---	BR1025	6.90	---	---	---	---	---	---	---	---
1"	3/8"	---	---	BR1038	7.00	---	---	---	---	---	---	---	---
1"	1/2"	---	---	BR1050	6.05	BR1050G	8.05	BR1050SS	15.20	---	---	BR1050B	22.00
1"	3/4"	300BR1075	30.70	BR1075	6.05	BR1075G	7.50	BR1075SS	15.20	BR1075FS	22.65	BR1075B	25.40
1-1/4"	1/2"	---	---	BR1250	8.65	---	---	---	---	---	---	---	---
1-1/4"	3/4"	---	---	BR1275	7.50	---	---	---	---	---	---	---	---
1-1/4"	1"	300BR1210	40.35	BR1210	7.50	BR1210G	10.25	BR1210SS	20.25	---	---	BR1210B	37.95
1-1/2"	3/4"	---	---	BR1575	12.40	---	---	---	---	---	---	BR1575B	64.60
1-1/2"	1"	300BR1510	55.35	BR1510	11.00	BR1510G	13.20	BR1510SS	26.50	BR1510FS	40.60	BR1510B	51.70
1-1/2"	1-1/4"	300BR1512	62.95	BR1512	9.50	BR1512G	12.50	BR1512SS	26.50	BR1512FS	40.60	---	---
2"	3/4"	---	---	BR2075	15.75	---	---	---	---	---	---	---	---
2"	1"	300BR2010	80.20	BR2010	14.90	BR2010G	18.00	BR2010SS	47.60	BR2010FS	58.90	BR2010B	86.50
2"	1-1/4"	300BR2012	94.50	BR2012	15.75	---	---	---	---	---	---	---	---
2"	1-1/2"	300BR2015	119.60	BR2015	13.80	BR2015G	18.00	BR2015SS	49.95	BR2015FS	58.90	BR2015B	71.30
2-1/2"	1"	---	---	BR2510	40.05	---	---	---	---	---	---	---	---
2-1/2"	1-1/2"	---	---	BR2515	40.95	---	---	---	---	---	---	---	---
2-1/2"	2"	---	---	BR2520	35.15	BR2520G	55.60	---	---	---	---	BR2520B	118.05
3"	1"	---	---	BR3010	55.80	---	---	---	---	---	---	---	---
3"	1-1/4"	---	---	BR3012	61.80	---	---	---	---	---	---	---	---
3"	1-1/2"	---	---	BR3015	54.75	---	---	---	---	---	---	---	---
3"	2"	---	---	BR3020	45.40	BR3020G	69.80	BR3020SS	131.40	---	---	BR3020B	180.20
3"	2-1/2"	---	---	BR3025	54.75	BR3025G	73.85	---	---	---	---	---	---
4"	1"	---	---	BR4010	109.75	---	---	---	---	---	---	---	---
4"	1-1/2"	---	---	BR4015	109.75	---	---	---	---	---	---	---	---
4"	2"	---	---	BR4020	109.75	---	---	---	---	---	---	---	---
4"	2-1/2"	---	---	BR4025	109.75	---	---	---	---	---	---	---	---
4"	3"	---	---	BR4030	109.75	BR4030G	159.80	---	---	---	---	BR4030B	428.25
6"	3"	---	---	BR6030	274.75	---	---	---	---	---	---	---	---
6"	4"	---	---	BR6040	274.75	---	---	---	---	---	---	---	---

NPT Threaded Couplings - Both Ends



Female NPT	300# Iron		150# Iron		150# Galvanized		150# 316 Stain. Steel		3000# Forged Steel		125# Brass	
	Part #	Price/E	Part #	Price/E	Part #	Price/E	Part #	Price/E	Part #	Price/E	Part #	Price/E
1/8"	---	---	RHC18	$4.80	RHC18G	$5.55	---	---	---	---	---	---
1/4"	300RHC25	$15.80	RHC25	4.05	RHC25G	5.15	RHC25SS	$4.55	RHC25FS	$7.55	RHC25B	$8.55
3/8"	300RHC38	15.80	RHC38	4.05	RHC38G	5.15	RHC38SS	5.70	RHC38FS	7.55	RHC38B	7.75
1/2"	300RHC50	17.65	RHC50	3.30	RHC50G	4.15	RHC50SS	7.65	RHC50FS	6.50	RHC50B	9.65
3/4"	300RHC75	20.25	RHC75	3.90	RHC75G	4.80	RHC75SS	11.35	RHC75FS	8.35	RHC75B	12.70
1"	300RHC100	23.20	RHC100	5.85	RHC100G	7.85	RHC100SS	15.85	RHC100FS	14.85	RHC100B	19.25
1-1/4"	300RHC125	27.55	RHC125	7.50	RHC125G	10.85	RHC125SS	20.70	RHC125FS	24.65	RHC125B	30.10
1-1/2"	300RHC150	41.25	RHC150	10.05	RHC150G	12.35	RHC150SS	29.65	RHC150FS	31.75	RHC150B	40.90
2"	300RHC200	59.40	RHC200	14.60	RHC200G	18.00	RHC200SS	43.70	RHC200FS	38.00	RHC200B	67.30
2-1/2"	---	---	RHC250	39.75	---	---	---	---	---	---	---	---
3"	---	---	RHC300	53.70	RHC300G	73.35	RHC300SS	114.40	---	---	---	---
4"	---	---	RHC400	107.10	RHC400G	155.80	RHC400SS	177.75	---	---	---	---
5"	---	---	RHC500	436.90	---	---	---	---	---	---	---	---
6"	---	---	RHC600	287.30	---	---	---	---	---	---	---	---

NPT Threaded 90° Threaded Elbows

- other sizes are also available
- 304 stainless steel fittings are also available, *consult the factory for pricing and availability*



forged steel



brass

Female NPT	300# Iron		150# Iron		150# Galvanized		150# 316 Stain. Steel		2000# Forged Steel		125# Brass	
	Part #	Price/E	Part #	Price/E	Part #	Price/E	Part #	Price/E	Part #	Price/E	Part #	Price/E
1/8"	---	---	EL9018	$3.40	EL9018G	$4.65	EL9018SS	$5.80	---	---	EL1F1F	$4.38
1/4"	300EL9025	$17.55	EL9025	3.25	EL9025G	4.45	EL90025SS	5.60	EL9025FS	$20.80	EL2F2F	7.01
3/8"	300EL9038	15.60	EL9038	3.25	EL9038G	4.45	EL90038SS	7.00	EL9038FS	20.80	EL3F3F	9.13
1/2"	300EL9050	20.15	EL9050	2.45	EL9050G	2.95	EL90050SS	7.80	EL9050FS	15.90	EL4F4F	17.24
3/4"	300EL9075	22.80	EL9075	2.95	EL9075G	3.55	EL90075SS	11.30	EL9075FS	19.80	EL6F6F	25.57
1"	300EL90100	30.80	EL90100	5.15	EL90100G	6.60	EL90100SS	17.60	EL90100FS	28.60	EL90100B	22.85
1-1/4"	300EL90125	42.45	EL90125	8.35	EL90125G	10.20	EL90125SS	26.55	EL90125FS	57.50	---	---
1-1/2"	300EL90150	50.05	EL90150	11.00	EL90150G	13.40	EL90150SS	35.90	EL90150FS	73.00	EL90150B	45.40
2"	300EL90200	72.00	EL90200	18.85	EL90200G	22.35	EL90200SS	47.35	EL90200FS	92.05	EL90200B	78.00
2-1/2"	---	---	EL90250	40.85	---	---	---	---	---	---	---	---
3"	---	---	EL90300	60.90	EL90300G	93.45	EL90300SS	149.00	---	---	---	---
4"	---	---	EL90400	129.50	EL90400G	161.75	EL90400SS	231.75	---	---	---	---
5"	---	---	EL90500	279.00	---	---	---	---	---	---	---	---
6"	---	---	EL90600	484.25	---	---	---	---	---	---	---	---

NPT Threaded 45° Threaded Elbows



Female NPT	150# Iron Part #	Price/E
1/8"	***EL4518***	**$4.90**
1/4"	***EL4525***	**5.05**
3/8"	***EL4538***	**4.55**
1/2"	***EL4550***	**4.00**
3/4"	***EL4575***	**4.85**
1"	***EL45100***	**6.15**
1-1/4"	***EL45125***	**10.75**
1-1/2"	***EL45150***	**13.30**
2"	***EL45200***	**20.00**
2-1/2"	***EL45250***	**56.35**
3"	***EL45300***	**73.15**
4"	***EL45400***	**142.10**
5"	***EL45500***	**458.15**
6"	***EL45600***	**484.25**

NPT Threaded Side Outlet Elbows



Female NPT	150# Iron Part #	Price/E
1/8"	***SOE18***	**$10.95**
1/4"	***SOE25***	**10.95**
3/8"	***SOE38***	**10.95**
1/2"	***SOE50***	**10.75**
3/4"	***SOE75***	**11.55**
1"	***SOE100***	**30.45**
1-1/4"	***SOE120***	**26.00**
1-1/2"	***SOE150***	**35.65**
2"	***SOE200***	**55.40**

NPT Threaded Reducing Elbows



- other sizes are also available

Female NPT	Female NPT	150# Iron Part #	Price/E
1/4"	1/8"	***REL2518***	**$6.35**
1/2"	1/4"	***REL5025***	**4.55**
1/2"	3/8"	***REL5038***	**4.45**
3/4"	1/2"	***REL7550***	**4.60**
1"	1/2"	***REL1050***	**6.25**
1"	3/4"	***REL1075***	**5.90**
1-1/4"	1"	***REL1210***	**9.55**
1-1/2"	1"	***REL1510***	**15.65**
1-1/2"	1-1/4"	***REL1525***	**15.65**
2"	1"	***REL2010***	**22.55**
2"	1-1/2"	***REL2015***	**19.85**
2-1/2"	2"	***REL2520***	**54.35**
3"	2"	***REL3020***	**87.80**
4"	2"	***REL4020***	**150.45**
4"	3"	***REL4030***	**150.45**

NPT Threaded 45° Street Elbows

Size	150# Iron		150# Galvanized	
	Part #	Price/E	Part #	Price/E
1/8"	***SE4518***	**$7.60**	**---**	**---**
1/4"	***SE4525***	**5.65**	***SE4525G***	**$7.50**
3/8"	***SE4538***	**6.45**	**---**	**---**
1/2"	***SE4550***	**5.20**	***SE4550G***	**6.60**
3/4"	***SE4575***	**7.95**	***SE4575G***	**10.65**
1"	***SE45100***	**9.20**	**---**	**---**
1-1/4"	***SE45125***	**15.95**	***SE45125G***	**19.70**
1-1/2"	***SE45150***	**19.80**	***SE45150G***	**23.90**
2"	***SE45200***	**33.35**	***SE45200G***	**41.00**
2-1/2"	***SE45250***	**70.95**	***SE45250G***	**96.40**
3"	***SE45300***	**108.65**	***SE45300G***	**144.20**
4"	***SE45400***	**203.45**	***SE45400G***	**234.45**



NPT Threaded 90° Street Elbows



150# iron



forged steel



brass

- other sizes are also available
- 304 stainless steel fittings are also available, *consult Dixon for pricing and availability*

Size	150# Iron		150# Galvanized		150# 316 Stain. Steel		3000# Forged Steel		125# Brass	
	Part #	Price/E	Part #	Price/E	Part #	Price/E	Part #	Price/E	Part #	Price/E
1/8"	***SE9018***	**$4.90**	***SE9018G***	**$6.30**	***SE9018SS***	**$7.30**	**---**	**---**	***SE1F1M***	**$4.29**
1/4"	***SE9025***	**4.90**	***SE9025G***	**6.10**	***SE9025SS***	**7.35**	***SE9025FS***	**$31.20**	***SE2F2M***	**6.88**
3/8"	***SE9038***	**4.90**	***SE9038G***	**6.10**	***SE9038SS***	**9.75**	***SE9038FS***	**30.70**	***SE3F3M***	**9.48**
1/2"	***SE9050***	**5.05**	***SE9050G***	**6.30**	***SE9050SS***	**11.50**	***SE9050FS***	**30.70**	***SE4F4M***	**16.85**
3/4"	***SE9075***	**4.90**	***SE9075G***	**6.10**	***SE9075SS***	**15.10**	***SE9075FS***	**38.00**	***SE9075B***	**19.30**
1"	***SE9010***	**7.05**	***SE9010G***	**8.30**	***SE9010SS***	**23.50**	***SE9010FS***	**51.50**	***SE9010B***	**31.95**
1-1/4"	***SE9012***	**10.75**	***SE9012G***	**13.95**	***SE9012SS***	**36.10**	***SE9012FS***	**91.80**	***SE9012B***	**48.85**
1-1/2"	***SE9015***	**14.35**	***SE9015G***	**17.15**	***SE9015SS***	**52.00**	***SE9015FS***	**111.05**	***SE9015B***	**63.55**
2"	***SE9020***	**23.25**	***SE9020G***	**29.75**	***SE9020SS***	**57.50**	***SE9020FS***	**162.95**	***SE9020B***	**107.80**
2-1/2"	***SE90250***	**57.40**	**---**	**---**	**---**	**---**	**---**	**---**	**---**	**---**
3"	***SE90300***	**87.55**	***SE9030G***	**121.60**	**---**	**---**	**---**	**---**	**---**	**---**
4"	***SE90400***	**142.55**	**---**	**---**	**---**	**---**	**---**	**---**	**---**	**---**
6"	***SE90600***	**377.55**	**---**	**---**	**---**	**---**	**---**	**---**	**---**	**---**

NPT Threaded Female Reducing Tees

Female NPT	Female NPT	150# Iron	
		Part #	Price/E
3/8"	1/4"	***FRT3825***	**$6.50**
1/2"	3/8"	***FRT5038***	**6.75**
3/4"	1/2"	***FRT7550***	**6.90**
1"	1/2"	***FRT1050***	**8.80**
1-1/4"	1"	***FRT1210***	**14.00**
1-1/2"	1"	***FRT1510***	**17.65**
2"	1"	***FRT2010***	**27.65**
2"	1-1/2"	***FRT2015***	**29.20**
3"	2"	***FRT3020***	**96.70**



NPT Threaded Side Outlet Tees



Female NPT	150# Iron Part #	Price/E
1/2"	***SOT50***	**$13.95**
3/4"	***SOT75***	**26.00**
1"	***SOT100***	**33.65**
1-1/4"	***SOT120***	**45.55**
1-1/2"	***SOT150***	**75.35**
2"	***SOT200***	**65.90**

NPT Threaded Street Service Tees



NPT	150# Iron Part #	Price/E
1/2"	***SST50***	**$11.35**
3/4"	***SST75***	**15.40**
1"	***SST100***	**20.30**
1-1/2"	***SST150***	**46.40**

NPT Threaded Female Tees



150# iron



forged steel

Female NPT	300# Iron Part #	300# Iron Price/E	150# Iron Part #	150# Iron Price/E	150# Galvanized Part #	150# Galvanized Price/E	150# 316 Stain. Steel Part #	150# 316 Stain. Steel Price/E	2000# Forged Steel Part #	2000# Forged Steel Price/E	125# Brass Part #	125# Brass Price/E
1/8"	---	---	***FT18***	**$5.20**	---	---	---	---	---	---	***322-0202***	**$4.81**
1/4"	***300FT25***	**$22.05**	***FT25***	**4.90**	***FT25G***	**$5.80**	***FT25SS***	**$7.20**	***FT25FS***	**$25.30**	***322-0404***	**8.32**
3/8"	***300FT38***	**23.35**	***FT38***	**4.90**	***FT38G***	**5.80**	***FT38SS***	**9.60**	---	---	***322-0606***	**11.21**
1/2"	***300FT50***	**29.70**	***FT50***	**3.20**	***FT50G***	**3.55**	***FT50SS***	**10.10**	***FT50FS***	**22.80**	***322-0808***	**21.45**
3/4"	---	---	***FT75***	**4.50**	***FT75G***	**6.00**	***FT75SS***	**14.90**	***FT75FS***	**30.50**	***FT75B***	**19.15**
1"	***300FT10***	**38.60**	***FT10***	**7.90**	***FT100G***	**9.80**	***FT10SS***	**23.40**	***FT100FS***	**39.25**	***FT10B***	**32.40**
1-1/4"	***300FT120***	**55.30**	***FT120***	**12.80**	***FT120G***	**15.45**	***FT120SS***	**37.25**	***FT120FS***	**78.65**	---	---
1-1/2"	---	---	***FT15***	**15.95**	***FT150G***	**19.25**	***FT150SS***	**45.25**	***FT150FS***	**91.80**	***FT15B***	**62.40**
2"	***300FT200***	**95.15**	***FT200***	**27.10**	***FT200G***	**32.15**	***FT200SS***	**58.20**	***FT200FS***	**119.60**	***FT20B***	**102.30**
2-1/2"	---	---	***FT250***	**55.65**	---	---	---	---	---	---	---	---
3"	---	---	***FT30***	**83.55**	***FT300G***	**101.15**	---	---	---	---	---	---
4"	---	---	***FT40***	**196.15**	***FT400G***	**239.15**	---	---	---	---	---	---
5"	---	---	***FT500***	**514.80**	---	---	---	---	---	---	---	---
6"	---	---	***FT60***	**560.45**	---	---	---	---	---	---	---	---

NPT Threaded Bull Head Tees



Female NPT	Female NPT	150# Iron Part #	Price/E
1/2"	3/4"	***BHT1575***	**$7.90**
1/2"	1"	***BHT1510***	**11.45**
3/4"	1"	***BHT7510***	**10.00**
1"	1-1/2"	***BHT1015***	**27.75**
1"	2"	***BHT1020***	**33.95**
1-1/2"	2"	***BHT1520***	**33.95**
2"	2-1/2"	***BHT2025***	**72.60**

NPT Threaded Square Head Plugs



Male NPT	150# Iron		150# Galvanized		150# 316 Stain. Steel		3000# Forged Steel		125# Brass	
	Part #	Price/E	Part #	Price/E	Part #	Price/E	Part #	Price/E	Part #	Price/E
1/8"	***SHP18***	**$2.10**	***SHP18G***	**$3.30**	***SHP18SS***	**$3.20**	**---**	**---**	***SHP18B***	**$4.75**
1/4"	***SHP14***	**2.05**	***SHP14G***	**3.20**	***SHP14SS***	**3.40**	***SHP14FS***	**$3.55**	***SHP14B***	**4.75**
3/8"	***SHP38***	**2.05**	***SHP38G***	**3.30**	***SHP38SS***	**3.65**	***SHP38FS***	**3.65**	***SHP38B***	**4.75**
1/2"	***SHP50***	**2.20**	***SHP50G***	**4.25**	***SHP50SS***	**5.05**	***SHP50FS***	**3.80**	***SHP50B***	**10.20**
3/4"	***SHP75***	**2.20**	***SHP75G***	**4.25**	***SHP75SS***	**6.10**	***SHP75FS***	**4.75**	***SHP75B***	**13.20**
1"	***SHP100***	**2.80**	***SHP100G***	**4.65**	***SHP100SS***	**8.75**	***SHP100FS***	**7.30**	***SHP100B***	**16.50**
1-1/4"	***SHP125***	**3.50**	***SHP125G***	**7.20**	***SHP125SS***	**16.20**	**---**	**---**	**---**	**---**
1-1/2"	***SHP150***	**4.90**	***SHP150G***	**9.50**	***SHP150SS***	**18.50**	***SHP150FS***	**17.20**	***SHP150B***	**21.50**
2"	***SHP200***	**6.95**	***SHP200G***	**12.00**	***SHP200SS***	**27.50**	***SHP200FS***	**19.35**	**---**	**---**
2-1/2"	***SHP250***	**12.70**	***SHP250G***	**23.40**	***SHP250SS***	**44.30**	**---**	**---**	**---**	**---**
3"	***SHP300***	**17.40**	***SHP300G***	**33.10**	***SHP300SS***	**54.00**	***SHP300FS***	**118.05**	**---**	**---**
4"	***SHP400***	**36.45**	***SHP400G***	**68.65**	***SHP400SS***	**118.20**	**---**	**---**	**---**	**---**
5"	***SHP500***	**76.05**	**---**	**---**	**---**	**---**	**---**	**---**	**---**	**---**
6"	***SHP600***	**131.70**	***SHP600G***	**138.85**	**---**	**---**	**---**	**---**	**---**	**---**

NPT Threaded Crosses

Female NPT	150# Iron	
	Part #	Price/E
1/8"	***MIC18***	**$11.70**
1/4"	***MIC25***	**9.90**
3/8"	***MIC38***	**10.10**
1/2"	***MIC50***	**11.50**
3/4"	***MIC75***	**14.05**
1"	***MIC100***	**17.25**
1-1/4"	***MIC125***	**28.00**
1-1/2"	***MIC150***	**34.70**
2"	***MIC200***	**57.40**
2-1/2"	***MIC250***	**101.20**
3"	***MIC300***	**150.95**
4"	***MIC400***	**308.10**



NPT Threaded Caps

- other sizes are also available
- 304 stainless steel fittings are also available, *consult Dixon for pricing and availability*



Female NPT	300# Iron		150# Iron		150# Galvanized		150# 316 Stain. Steel	
	Part #	Price/E	Part #	Price/E	Part #	Price/E	Part #	Price/E
1/8"	**---**	**---**	***MICAP18***	**$3.20**	**---**	**---**	***SSCAP18***	**$3.35**
1/4"	**---**	**---**	***MICAP25***	**3.20**	**---**	**---**	***SSCAP25***	**3.75**
3/8"	**---**	**---**	***MICAP38***	**3.20**	**---**	**---**	***SSCAP38***	**4.40**
1/2"	***300MICAP50***	**$16.10**	***MICAP50***	**2.45**	***MICAP50G***	**$3.10**	***SSCAP50***	**5.60**
3/4"	***300MICAP75***	**20.25**	***MICAP75***	**3.30**	***MICAP75G***	**4.45**	***SSCAP75***	**7.40**
1"	***300MICAP100***	**26.60**	***MICAP100***	**4.00**	**---**	**---**	***SSCAP10***	**8.90**
1-1/4"	***300MICAP125***	**29.45**	***MICAP120***	**5.20**	**---**	**---**	***SSCAP12***	**17.60**
1-1/2"	***300MICAP150***	**43.05**	***MICAP150***	**7.05**	**---**	**---**	***SSCAP15***	**22.00**
2"	***300MICAP200***	**59.75**	***MICAP200***	**9.20**	***MICAP200G***	**11.35**	***SSCAP20***	**28.75**
2-1/2"	**---**	**---**	***MICAP250***	**22.85**	**---**	**---**	**---**	**---**
3"	**---**	**---**	***MICAP300***	**33.95**	**---**	**---**	**---**	**---**
4"	**---**	**---**	***MICAP400***	**53.00**	**---**	**---**	**---**	**---**
5"	**---**	**---**	***MICAP500***	**108.45**	**---**	**---**	**---**	**---**
6"	**---**	**---**	***MICAP600***	**211.65**	**---**	**---**	**---**	**---**

Extruded NPT Threaded Reducer Hex Nipples



Male NPT	Male NPT	*Brass* Part #	Price/E	Opt Qty
1/4"	1/8"	***HN2M1M***	**$2.58**	100
3/8"	1/8"	***HN3M1M***	**3.81**	50
3/8"	1/4"	***HN3M2M***	**3.56**	50
1/2"	1/4"	***HN4M2M***	**5.10**	50
1/2"	3/8"	***HN4M3M***	**5.30**	50
3/4"	1/2"	***HN6M4M***	**8.28**	25

Extruded NPT Threaded Reducer Couplings



Female NPT	Female NPT	*Brass* Part #	Price/E	Opt Qty
1/4"	1/8"	***RC2F1F***	**$4.26**	50
3/8"	1/8"	***RC3F1F***	**4.62**	50
3/8"	1/4"	***RC3F2F***	**4.76**	50
1/2"	1/4"	***RC4F2F***	**6.80**	25
1/2"	3/8"	***RC4F3F***	**6.64**	10
3/4"	3/8"	***RC6F3F***	**10.57**	10
3/4"	1/2"	***RC6F4F***	**10.92**	10

Extruded NPT Threaded Reducer Adapters



Female NPTF	Male NPT	*Brass* Part #	Price/E	Opt Qty
1/8"	1/8"	***RA1F1M***	**$2.11**	100
1/4"	1/8"	***RA2F1M***	**3.71**	50
1/4"	1/4"	***RA2F2M***	**3.80**	50
3/8"	1/8"	***RA3F1M***	**4.04**	50
3/8"	1/4"	***RA3F2M***	**4.33**	50
3/8"	3/8"	***RA3F3M***	**4.48**	50
1/2"	1/4"	***RA4F2M***	**6.59**	25
1/2"	3/8"	***RA4F3M***	**5.78**	25
1/2"	1/2"	***RA4F4M***	**7.27**	25
3/4"	3/8"	***RA6F3M***	**9.69**	10
3/4"	1/2"	***RA6F4M***	**10.20**	10
3/4"	3/4"	***RA6F6M***	**12.76**	10

Extruded NPT Threaded Couplings



Female NPTF	*Brass* Part #	Price/E	Opt Qty
1/8"	***BA1F1F***	**$2.72**	25
1/4"	***BA2F2F***	**4.60**	25
3/8"	***BA3F3F***	**5.34**	25
1/2"	***BA4F4F***	**8.21**	25
3/4"	***BA6F6F***	**14.14**	10

Extruded NPT Threaded Hex Nipples

Male NPT	*Brass* Part #	Price/E	Opt Qty
1/8"	***BCN12***	**$2.16**	100
1/4"	***BCN25***	**2.75**	100
3/8"	***BCN37***	**3.71**	50
1/2"	***BCN50***	**5.54**	25
3/4"	***BCN75***	**7.33**	25
1"	***BCN100***	**17.42**	10



Extruded NPT Threaded Hex Head Plugs

Male NPT	*Brass* Part #	Price/E	Opt Qty
1/8"	***HHP1M***	**$1.14**	50
1/4"	***HHP2M***	**1.77**	100
3/8"	***HHP3M***	**2.36**	25
1/2"	***HHP4M***	**4.22**	25
3/4"	***HHP6M***	**6.56**	25
1"	***HHP8M***	**12.30**	10



Hex Socket Plugs

New for 2012

Female NPT	*Brass* Part #	Price/E	Opt Qty
1/8"	***213-0200***	**$2.21**	50
1/4"	***213-0400***	**3.26**	100
3/8"	***213-0600***	**5.44**	25
1/2"	***213-0800***	**6.61**	25
3/4"	***213-1200***	**10.58**	25



Schedule 80 Threaded Polypropylene Fittings

Nipples



NPT Size	Length	Polypropylene Part #	Price/E
¾"	4"	***62223***	**$3.50**
¾"	6"	***62224***	**4.35**
1"	4"	***62225***	**3.75**
1"	6"	***62226***	**4.70**
2"	4"	***62192***	**12.00**
2"	6"	***62193***	**13.80**

King Nipples



NPT Size	Polypropylene Part #	Price/E
1½"	***HB150***	**$4.55**
2"	***HB200***	**5.60**
3"	***HB300***	**16.10**
4"	***HB400***	**36.35**

Reducer Nipples



NPT Size	NPT Size	Polypropylene Part #	Price/E
¾"	½"	***62233***	**$2.85**
1"	¾"	***62234***	**3.35**
1¼"	1"	***62235***	**3.70**
1½"	1¼"	***62236***	**4.10**
2"	1½"	***60549***	**4.60**

Hex Nipples



NPT Size	Polypropylene Part #	Price/E
½"	***62221***	**$1.90**
¾"	***60554***	**2.95**
1"	***60555***	**3.50**
1¼"	***60556***	**3.65**
1½"	***60547***	**5.15**
2"	***60548***	**5.65**
3"	***61769***	**19.20**

Pipe Caps



NPT Size	Polypropylene Part #	Price/E
¾"	***62250***	**$6.55**
1"	***62251***	**6.55**

Reducer Bushings



Male NPT Size	Female NPT Size	Polypropylene Part #	Price/E
½"	¼"	***62267***	**$3.35**
¾"	½"	***62272***	**3.35**
1"	½"	***62275***	**3.50**
1"	¾"	***62276***	**3.50**
1¼"	¾"	***62277***	**3.65**
1¼"	1"	***62278***	**3.65**
1½"	¾"	***62279***	**5.10**
1½"	1"	***62280***	**5.10**
1½"	1¼"	***62281***	**5.10**
2"	¾"	***62195***	**5.85**
2"	1"	***62196***	**5.85**
2"	1¼"	***62197***	**5.85**
2"	1½"	***62198***	**5.85**
3"	2"	***60330***	**17.70**

Schedule 80 Threaded Polypropylene Fittings

Cross



NPT Size	Polypropylene Part #	Price/E
1"	***62263***	**$24.75**

90° Street Elbows



NPT Size	Polypropylene Part #	Price/E
½"	***62243***	**$5.10**
¾"	***62244***	**5.45**
1"	***62245***	**6.40**
1¼"	***62246***	**8.20**
1½"	***62247***	**12.50**
2"	***62199***	**15.20**
3"	***62248***	**70.50**

90° Elbows



NPT Size	Polypropylene Part #	Price/E
½"	***62215***	**$4.75**
¾"	***62216***	**5.45**
1"	***62217***	**6.40**
1½"	***62219***	**12.30**
2"	***62191***	**14.75**
3"	***62220***	**70.50**

Pipe Couplings



NPT Size	Polypropylene Part #	Price/E
¾"	***62238***	**$5.35**
1"	***62239***	**6.40**
1½"	***62241***	**14.25**
2"	***62194***	**15.70**

Pipe Plugs



NPT Size	Polypropylene Part #	Price/E
¾"	***62256***	**$3.35**
1"	***62257***	**3.35**
1¼"	***62258***	**3.65**
1½"	***62259***	**5.85**
2"	***62201***	**6.10**

Tees



NPT Size	Polypropylene Part #	Price/E
½"	***62209***	**$5.75**
¾"	***62210***	**5.95**
1"	***62211***	**8.30**
1¼"	***62212***	**9.95**
1½"	***62213***	**14.50**
2"	***62190***	**18.25**
3"	***62214***	**80.10**

Bulkhead Fittings

- constructed of glass reinforced polypropylene for strength and chemical resistance
- for use on most poly storage tanks and many steel and fiberglass tanks
- EPDM gaskets are standard
- Viton® gaskets are available



female NPT fittings

Female NPT	Hole Size	*Polypropylene* Part #	Price/E
½"	1-3/8"	***62834***	**$12.05**
¾"	1-3/8"	***60401***	**9.60**
1"	2-1/4"	***60427***	**12.05**
1¼"	2-1/4"	***60403***	**12.05**
1½"	3"	***60124***	**18.05**
2"	3"	***60405***	**17.25**
3"	4-5/8"	***62299*** [1]	**75.50**

[1] 3" does not contain a washer

gaskets

Size	*EPDM* Part #	Price/E
½" - ¾"	***60402***	**$2.15**
1" - 1¼"	***60404***	**3.00**
1½" - 2"	***60406***	**4.15**
3"	***60331***	**15.05**

Bolted Fittings

Bolts are threaded into the back plate of the fitting so there are no welds or bolt holes as potential points of leakage. The fittings come standard without a gasket. However, a gasket (sold separately) is required to be installed on the inside of the tank.

Stainless Steel

- stainless steel body
- 316 stainless steel bolts
- cross-linked polyethylene gaskets are standard (sold separately)
- Viton® and EPDM gaskets are available



female NPT fittings

Size	*Stainless Steel* Part #	Price/E
¾"	***63035***	**$114.50**
1"	***62948***	**117.50**
1½"	***63037***	**168.00**
2"	***63038***	**177.00**

gaskets

Size	*Cross-Linked Polyethylene* Part #	Price/E
¾" - 1"	***62950***	**$3.95**
1½"	***63042***	**5.40**
2"	***62848***	**6.40**

Polypropylene

- polypropylene body
- 316 stainless steel bolts
- EPDM gaskets are standard (sold separately)
- Viton® gaskets are available



female NPT fittings

Size	*Polypropylene* Part #	Price/E
¾"	***60502***	**$42.85**
1"	***60505***	**42.85**
1½"	***60513***	**70.35**
2"	***60516***	**70.35**

gaskets

Size	*EPDM* Part #	Price/E
¾" - 1"	***60498***	**$6.00**
1½" - 2"	***60497***	**5.90**

Brass Double Male Hex Nipples



NPT Size	NPSH Size	*Brass* Part #	Price/E
1½"	1½"	***DMH1515***	**$20.10**
2"	2"	***DMH2020***	**43.35**
2½"	2½"	***DMH2525***	**52.05**
3"	3"	***DMH3030***	**137.15**
4"	4"	***DMH4040***	**220.35**

Pipe Nipples

SAFETY ALERT *Do not use pipe nipples as hose inserts.* SAFETY ALERT

Straight Hex Nipples

Male NPT	*316 Stainless Steel* Part #	Price/E
3/8"	***HN38SS***	**$5.10**
1/2"	***HN50SS***	**8.50**
3/4"	***HN75SS***	**10.75**
1"	***HN100SS***	**15.10**



Reducing Hex Nipples

Male NPT	Male NPT	*316 Stainless Steel* Part #	Price/E
3/8"	1/4"	***RHN3825SS***	**$5.80**
1/2"	3/8"	***RHN5038SS***	**6.90**
3/4"	1/2"	***RHN7550SS***	**9.50**



Close Nipples



- made from schedule 40 welded pipe
- male NPT x male NPT design
- brass nipples are available on page 313

Male NPT	Overall Length	*Carbon Steel* Part #	Price/E	*Galvanized* Part #	Price/E	*316 Stainless Steel* Part #	Price/E	Opt Qty
1/8"	3/4"	***---***	**---**	***---***	**---**	***CN012SS***	**$4.25**	1
1/4"	7/8"	***CN025***	**$2.40**	***CN025G***	**$2.70**	***CN025SS***	**4.75**	25
3/8"	1"	***CN037***	**2.50**	***--***	**---**	***CN037SS***	**5.85**	25
1/2"	1-1/8"	***CN050***	**2.10**	***CN050G***	**2.40**	***CN050SS***	**7.80**	10
3/4"	1-3/8"	***CN075***	**2.40**	***CN075G***	**2.95**	***CN075SS***	**10.10**	10
1"	1-1/2"	***CN100***	**3.50**	***CN100G***	**4.00**	***CN100SS***	**14.00**	10
1-1/4"	1-5/8"	***CN125***	**4.40**	***---***	**---**	***---***	**---**	10
1-1/2"	1-1/2"	***CN150***	**5.50**	***CN150G***	**6.30**	***CN150SS***	**23.70**	10
2"	2"	***CN200***	**7.45**	***CN200G***	**9.35**	***CN200SS***	**36.75**	10
2½"	2½"	***CN250***	**23.25**	***---***	**---**	***---***	**---**	--
3"	2-5/8"	***CN300***	**27.60**	***CN300G***	**31.45**	***CN300SS***	**98.80**	1
4"	2-5/8"	***CN400***	**41.60**	***---***	**---**	***CN400SS***	**133.45**	5
6"	3-1/8"	***CN600***	**126.75**	***---***	**---**	***---***	**---**	--

Pipe Nipples

SAFETY ALERT *Do not use pipe nipples as hose inserts.* SAFETY ALERT

Threaded Both Ends

- made from schedule 40 welded pipe
- male NPT x male NPT design
- brass nipples are available on page 313
- other lengths are also available, consult factory for pricing



Male NPT	Overall Length		Carbon Steel Part #	Carbon Steel Price/E	316 Stainless Steel Part #	316 Stainless Steel Price/E
¼"	2"	New	***TN025X2***	**$2.45**	---	---
3/8"	2"		***TN038X2***	**2.70**	---	---
½"	2"		***TN050X2***	**2.10**	---	---
¾"	2"		***TN075X2***	**2.60**	---	---
1"	2"		***TN100X2***	**3.80**	---	---
1¼"	2"		***TN125X2***	**5.00**	---	---
1½"	2"		***TN150X2***	**5.90**	---	---
½"	3"		***TN050X3***	**2.50**	---	---
¾"	3"		***TN075X3***	**2.95**	---	---
1"	3"		***TN100X3***	**4.05**	---	---
1¼"	3"	New	***TN125X3***	**5.05**	---	---
1½"	3"		***TN150X3***	**6.60**	---	---
2"	3"		***TN200X3***	**8.55**	---	---
3"	3"		***TN300X3***	**30.05**	---	---
3/8"	4"	New	***TN038X4***	**4.05**	---	---
½"	4"		***TN050X4***	**2.95**	---	---
¾"	4"		***TN075X4***	**3.60**	---	---
1"	4"		***TN100X4***	**5.00**	---	---
1¼"	4"		***TN125X4***	**6.25**	---	---
1½"	4"		***TN150X4***	**7.40**	---	---
2"	4"		***TN200X4***	**10.35**	---	---
3"	4"		***TN300X4***	**35.60**	---	---
4"	4"		***TN400X4***	**48.15**	---	---
2"	5"		***TN200X5***	**12.00**	---	---
¼"	6"		---	---	***TN025X6SS***	**$16.80**
3/8"	6"	New	***TN038X6***	**6.45**	---	---
½"	6"		***TN050X6***	**3.90**	***TN050X6SS***	**31.20**
¾"	6"		***TN075X6***	**5.15**	***TN075X6SS***	**35.15**
1"	6"		***TN100X6***	**7.15**	***TN100X6SS***	**47.50**
1¼"	6"		***TN125X6***	**8.90**	***TN125X6SS***	**61.20**
1½"	6"		***TN150X6***	**10.35**	***TN150X6SS***	**71.80**
2"	6"		***TN200X6***	**13.95**	***TN200X6SS***	**94.15**
3"	6"		***TN300X6***	**42.65**	***TN300X6SS***	**191.20**
4"	6"		***TN400X6***	**58.75**	***TN400X6SS***	**255.75**
6"	6"		***TN600X6***	**170.00**	---	---
2"	8"		***TN200X8***	**23.35**	---	---
4"	8"		***TN400X8***	**81.00**	---	---
6"	8"		***TN600X8***	**210.00**	---	---

P Pipe & Welding

Merchant Couplings

- other sizes are also available



Female NPSM	Black Iron Part #	Black Iron Price/E
1/4"	***MRCH25***	**$3.70**
3/8"	***MRCH38***	**4.45**
1/2"	***MRCH50***	**4.75**
3/4"	***MRCH75***	**6.00**
1"	***MRCH100***	**8.40**
1-1/4"	***MRCH125***	**10.75**
1-1/2"	***MRCH150***	**13.60**
2"	***MRCH200***	**19.50**
3"	***MRCH300*** [1]	**77.80**

[1] 3" has female NPT thread

Standard Couplings - Series S, Style 11

Standard couplings are designed for a wide range of applications: commercial/industrial construction, mining, process piping, and many others. The housing design allows for optimum strength without excessive casting weight.

- ductile iron body with rust inhibiting paint.
- Underwriters Listed and Factory Mutual approved
- see page 597 for replacement gaskets
- Interchangeable with:
  Victaulic's #77
  Grinnell's #7001

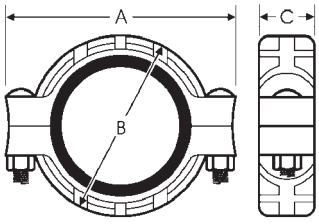



Nominal Size	Pipe OD	Max Work. Pressure **PSI** at 70°F	Maximum End Load Lbs.	Coupling Dimensions A	B	C	Approx. Weight (lbs.)	Bolts qty	size	length	*Ductile Iron w/ EPDM gasket* Part #	*Ductile Iron w/ Buna-N gasket* Part #	Price/E
1½"	1.900	**1000**	2835	4-5/8"	3"	1-7/8"	1.5	2	3/8"	2-1/4"	***C115***	***C115BU***	**$80.85**
2"	2.375	**1000**	4430	5-15/64"	3-45/64"	1-27/32"	2.6	2	1/2"	2-3/4"	***C12***	***C12BU***	**31.25**
2½"	2.875	**1000**	6492	5-5/8"	4-1/4"	1-27/32"	3.4	2	1/2"	2-3/4"	***C125***	***C125BU***	**33.30**
3"	3.500	**1000**	9621	6-21/32"	5"	1-27/32"	4.2	2	1/2"	3"	***C13***	***C13BU***	**40.55**
4"	4.500	**1000**	15904	8-17/64"	6-3/8"	2-3/64"	6.0	2	5/8"	3-1/4"	***C14***	***C14BU***	**67.40**
6"	6.625	**1000**	34472	11-7/32"	8-57/64"	2-3/64"	10.8	2	3/4"	4-1/4"	***C16***	***C16BU***	**97.40**
8"	8.625	**800**	46741	14-1/64"	11-3/8"	2-23/64"	21.8	2	7/8"	5"	***C18***	***C18BU***	**232.40**
10"	10.750	**800**	72610	16-5/8"	13-1/2"	2-5/8"	24.2	2	7/8"	5-1/2"	***C20***	***C20BU***	**239.90**
12"	12.750	**800**	102141	18-5/8"	15-1/2"	2-5/8"	27.5	2	7/8"	6"	***C24***	***C24BU***	**334.00**

Lightweight Flexible Couplings - Series L, Style 10

Lightweight flexible couplings are designed for applications requiring moderate internal pressure or where weight is a factor. Applications include: general purpose, mining, irrigation, and compressed air where a deflection of 5% or less is required.

- ductile iron body with rust inhibiting paint
- Underwriters Listed and Factory Mutual approved
- see page 597 for replacement gaskets
- Interchangeable with:
  Victaulic's #75
  Grinnell's #7000

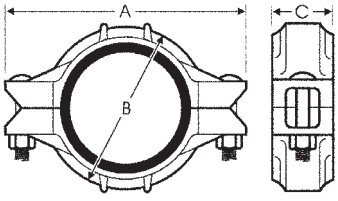



Nominal Size	Pipe OD	Max Work. Pressure **PSI** at 70°F	Maximum End Load Lbs.	Coupling Dimensions A	B	C	Approx. Weight (lbs.)	Bolts qty	size	length	*Ductile Iron w/ EPDM gasket* Part #	*Ductile Iron w/ Buna-N gasket* Part #	Price/E
1½"	1.900	**500**	1418	4-5/8"	3"	1-3/4"	1.5	2	3/8"	2-1/4"	***L215***	***L215BU***	**$71.60**
2"	2.375	**500**	2215	5-7/64"	3-1/2"	1-27/32"	1.7	2	3/8"	2"	***L02***	***L02BU***	**17.65**
2½"	2.875	**300**	3246	5-55/64"	4-1/64"	1-27/32"	2.2	2	3/8"	2"	***L025***	***L025BU***	**20.20**
3"	3.500	**300**	4811	6-13/32"	4-13/16"	1-27/32"	2.8	2	1/2"	2-3/4"	***L03***	***L03BU***	**23.75**
4"	4.500	**300**	6362	7-33/64"	5-55/64"	2"	3.7	2	1/2"	2-3/4"	***L04***	***L04BU***	**31.20**
5"	5.563	**300**	9722	9-5/8"	7"	2"	5.7	2	5/8"	3-1/4"	***L05***	***L05BU***	**198.50**
6"	6.625	**300**	13789	10-25/32"	7-7/8"	2-3/64"	7.4	2	5/8"	3-1/4"	***L06***	***L06BU***	**52.05**
8"	8.625	**300**	20449	13-47/64"	10-35/64"	2-13/32"	12.8	2	3/4"	4-1/4"	***L08***	***L08BU***	**88.50**

Quick Release Couplings - Series Q

Quick release couplings are specially designed for applications requiring a quick connection and/or disconnection of a pipe joint. A locking pin through the handle prevents accidental opening of the coupling.

- ductile iron body with zinc plating and steel safety clip
- see page 597 for replacement gaskets
- Interchangeable with:
  Victaulic's #78
  Grinnell's #7003



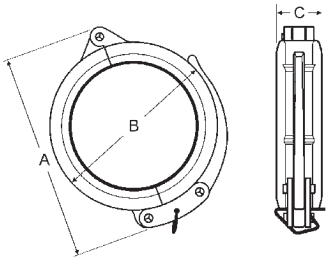

Nominal Size	Pipe OD	Max Work. Pressure **PSI** at 70°F	Maximum End Load Lbs.	Coupling Dimensions A	B	C	Approx. Weight (lbs.)	*Ductile Iron w/ EPDM gasket* Part #	*Ductile Iron w/ Buna-N gasket* Part #	Price/E
1½"	1.900	**300**	850	4-3/4"	3-1/2"	1"	1.5	***H315***	***H315BU***	**$150.00**
2"	2.375	**300**	1329	5-1/2"	3-3/4"	1-7/8"	2.5	***H32***	***H32BU***	**143.85**
2½"	2.875	**300**	2120	5-7/8"	4-3/4"	1-7/8"	3.1	***H325***	***H325BU***	**164.50**
3"	3.500	**300**	2886	7-1/4"	5-1/4"	1-7/8"	5.3	***H33***	***H33BU***	**184.75**
4"	4.500	**300**	4771	8-1/2"	6-1/2"	2"	6.0	***H34***	***H34BU***	**237.90**
6"	6.625	**300**	10341	10-5/8"	8-1/2"	2"	8.6	***H36***	***H36BU***	**511.25**

Rigid Couplings - Series R, Style 5

This lightweight, low pressure, rigid style coupling is ideal for fire protection, plumbing, low pressure air and drainage. Small gripping teeth hold the housing into the groove allowing a straight run of pipe and preventing any flex at the joint.

- ductile iron body with rust inhibiting paint
- Underwriters Listed and Factory Mutual approved
- see page 597 for replacement gaskets



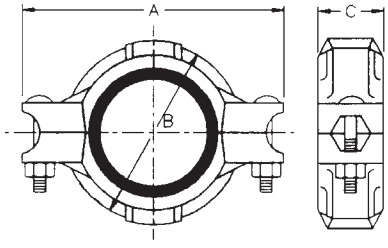

Nominal Size	Pipe OD	Max Work. Pressure **PSI** at 70°F	Maximum End Load Lbs.	Coupling Dimensions A	B	C	Approx. Weight (lbs.)	Bolts qty	size	length	*Ductile Iron w/ EPDM gasket* Part #	*Ductile Iron w/ Buna-N gasket* Part #	Price/E
2"	2.375	**175**	4425	4-7/8"	3-17/32"	1-27/32"	1.5	2	3/8"	2"	***R72***	***R72BU***	**$21.25**
2½"	2.875	**175**	6490	5-5/8"	3-45/64"	1-3/4"	1.7	2	3/8"	2"	***R725***	***R725BU***	**18.30**
3"	3.500	**175**	9620	6-3/8"	4-41/64"	1-27/32"	2.5	2	1/2"	2-3/4"	***R73***	***R73BU***	**25.75**
4"	4.500	**175**	12720	7-45/64"	5-15/16"	2"	3.6	2	1/2"	2-3/4"	***R74***	***R74BU***	**32.45**
6"	6.625	**175**	27570	10-25/32"	8-7/64"	2-3/64"	5.8	2	5/8"	3-1/4"	***R76***	***R76BU***	**54.95**
8"	8.625	**175**	35050	13-25/32"	10"	2-21/64"	15.9	2	5/8"	3-1/4"	***R78***	***R78BU***	**88.50**

Aluminum Victaulic Clamps

Lightweight, quality aluminum clamps ensure a leak-tight connection. Unlike steel groove clamps that secure pipe ends with high clamp force against the tubing walls, the Dixon bolted clamp takes the full bolt force and locks in the groove of the tube preventing distortion of the tube diameter.

- 3" pressure rating: **170 PSI**
  4" pressure rating: **120 PSI**
- bolt torque: 50 ft. lbs.
- precision casting and machined dimensions provide an exact fit and great appearance
- use of lock nuts prevents clamps from loosening in high vibration applications
- Viton® B rated for 100% biodiesel and Ethanol
- Buna-N rated for petroleum service, Ethanol to E100, and biodiesel to B20
- white buna-N for use in dry bulk food applications

Description	Part #	Price/E
3" aluminum bolted clamp with Viton® B	***DBV-VB300***	**$85.00**
4" aluminum bolted clamp with Viton® B	***DBV-VB400***	**140.00**
3" aluminum bolted clamp with buna-N	***DBV-BN300***	**35.00**
4" aluminum bolted clamp with buna-N	***DBV-BN400***	**45.00**
4" aluminum bolted clamp with white buna-N	***DBV-WB400***	**55.00**
3" Viton® B grooved coupling gasket	***G300VB***	**55.00**
4" Viton® B grooved coupling gasket	***G400VB***	**110.00**
3" buna-N grooved coupling gasket	***G300T***	**12.30**
4" buna-N grooved coupling gasket	***G400T***	**17.90**
4" white buna-N grooved coupling gasket	***G400N***	**29.35**



clamp with black buna gasket

Mechanical Tees - Series T

Mechanical tees provide a fast easy way to install a threaded connection along a length of pipe. After drilling or cutting a hole in the pipe at the location of the branch connection, simply attach the clamps around the pipe for a leak-free threaded outlet connection. See chart below for drilling hole specifications

- ductile iron body with rust inhibiting paint
- Underwriters Listed and Factory Mutual approved
- maximum working pressure: **300 PSI** at ambient temperature (70°F)
- Interchangeable with:
  Victaulic's #920
  Grinnell's #7045



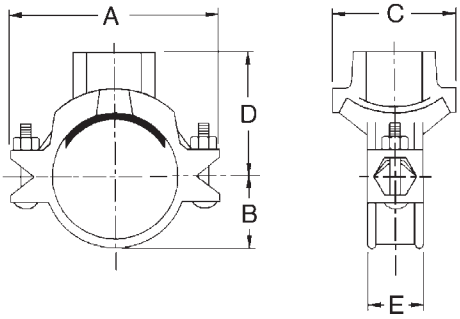

Nominal Size	Branch Size	Hole Saw DIA	Maximum Hole DIA	Coupling Dimensions A	B	C	D	E	Approx. Weight (lbs.)	Bolts qty	size	length	*Ductile Iron* Part #	Price/E
2"	1"	1-1/2"	1-5/8"	5-1/16"	1-1/2"	2-3/4"	2-5/8"	1-7/8"	2.4	2	3/8"	2"	***MT2010***	**$37.45**
2"	1-1/4"	1-3/4"	1-7/8"	5-1/16"	1-1/2"	2-15/16"	2-3/4"	1-7/8"	2.9	2	3/8"	2"	***MT20125***	**41.20**
2"	1-1/2"	1-3/4"	1-7/8"	5-1/16"	1-1/2"	2-15/16"	2-3/4"	1-7/8"	2.8	2	3/8"	2"	***MT20150***	**41.20**
2-1/2"	1"	1-1/2"	1-5/8"	5-5/32"	1-11/16"	3"	2-31/32"	2"	3.1	2	1/2"	2-5/8"	***MT25010***	**47.45**
2-1/2"	1-1/4"	2"	2-1/8"	5-13/16"	1-11/16"	3-11/32"	3"	2"	3.3	2	1/2"	2-5/8"	***MT250125***	**51.20**
3"	1"	1-1/2"	1-5/8"	6-11/32"	2-1/8"	3-3/32"	3-1/16"	2"	3.3	2	1/2"	2-3/4"	***MT3010***	**56.20**
3"	1-1/2"	2"	2-1/8"	6-11/32"	2-1/8"	3-3/4"	3-3/8"	2"	3.4	2	1/2"	2-3/4"	***MT30150***	**51.20**
4"	1"	1-1/2"	1-5/8"	7-5/16"	2-9/16"	3-3/32"	3-1/2"	2"	4.4	2	1/2"	2-3/4"	***MT4010***	**71.45**
4"	1-1/4"	2"	2-1/8"	7-5/16"	2-9/16"	3-3/4"	3-7/8"	2"	5.1	2	1/2"	2-3/4"	***MT40125***	**58.65**
4"	1-1/2"	2"	2-1/8"	7-5/16"	2-9/16"	3-3/4"	3-7/8"	2"	4.9	2	1/2"	2-3/4"	***MT40150***	**61.15**
4"	2"	2-1/2"	2-5/8"	7-5/16"	2-9/16"	4-1/8"	4"	2"	5.3	2	1/2"	2-3/4"	***MT4020***	**61.15**
4"	2-1/2"	2-3/4"	2-7/8"	7-5/16"	2-9/16"	4-3/8"	4"	2"	5.4	2	1/2"	2-3/4"	***MT40250***	**63.65**
4"	3"	3-1/2"	3-5/8"	7-5/16"	2-9/16"	5-1/4"	4-1/4"	2"	6.4	2	1/2"	2-3/4"	***MT4030***	**68.05**
6"	1-1/4"	2-1/2"	2-5/8"	10-5/32"	3-11/16"	4-1/8"	4-7/8"	2-1/4"	8.6	2	5/8"	3-1/4"	***MT60125***	**76.75**
6"	1-1/2"	2-1/2"	2-5/8"	10-5/32"	3-11/16"	4-1/8"	4-7/8"	2-1/4"	8.4	2	5/8"	3-1/4"	***MT60150***	**76.75**
6"	2"	2-1/2"	2-5/8"	10-5/32"	3-11/16"	4-1/8"	5"	2-1/4"	7.6	2	5/8"	3-1/4"	***MT6020***	**76.75**
6"	3"	3-1/2"	3-5/8"	10-5/32"	3-11/16"	5-1/4"	5-3/8"	2-1/4"	9.2	2	5/8"	3-1/4"	***MT6030***	**88.65**

Grooved End Fittings - Series 45



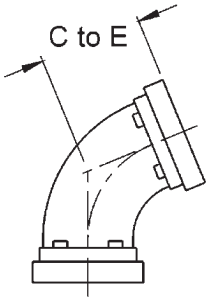

- designed to provide minimum pressure drop and uniform strength
- maximum working pressure is **1000 PSI** at ambient temperature (70°F)
- ductile iron body with rust inhibiting paint
- Underwriters Listed and Factory Mutual approved
- Interchangeable with:
  Victaulic's #110
  Grinnell's #7051

Nominal Size	C to E	Approx. Weight (Lbs.)	*Ductile Iron*	
			Part #	Price/E
2"	2"	1.4	***L2045***	**$22.15**
2½"	2¼"	2.3	***L2545***	**23.05**
3"	2½"	3.2	***L3045***	**34.95**
4"	3"	5.3	***L4045***	**51.15**
5"	3¼"	7.9	***L5145***	**126.05**
6"	3½"	11.0	***L6045***	**129.50**
8"	4¼"	20.0	***L8045***	**258.90**

Grooved End Fittings - Series 90



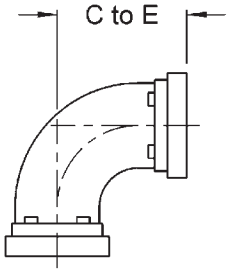

- designed to provide minimum pressure drop and uniform strength
- maximum working pressure is **1000 PSI** at ambient temperature (70°F)
- ductile iron body with rust inhibiting paint
- Underwriters Listed and Factory Mutual approved
- Interchangeable with:
  Victaulic's #10
  Grinnell's #7050

Nominal Size	C to E	Approx. Weight (Lbs.)	*Ductile Iron*	
			Part #	Price/E
2"	3¼"	2.1	***L502***	**$22.50**
2½"	3¾"	3.0	***L5025***	**25.85**
3"	4¼"	4.7	***L503***	**41.20**
4"	5"	7.3	***L504***	**54.15**
6"	6½"	17.6	***L506***	**129.50**
8"	7¾"	31.9	***L508***	**287.05**

Grooved End Fittings - Series T



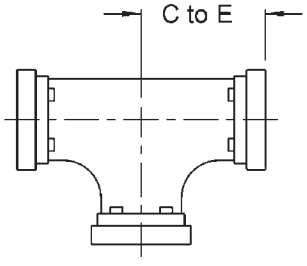

- designed to provide minimum pressure drop and uniform strength
- maximum working pressure is **1000 PSI** at ambient temperature (70°F)
- ductile iron body with rust inhibiting paint
- Underwriters Listed and Factory Mutual approved
- Interchangeable with:
  Victaulic's #20
  Grinnell's #7060

Nominal Size	C to E	Approx. Weight (Lbs.)	*Ductile Iron*	
			Part #	Price/E
2"	3¼"	3.2	***T602***	**$32.45**
2½"	3¾"	4.5	***T6025***	**39.95**
3"	4¼"	5.9	***T603***	**54.95**
4"	5"	11.0	***T604***	**81.30**
6"	6½"	24.6	***T606***	**218.40**
8"	7¾"	40.0	***T608***	**425.25**

Flange Adapters - Series FA

Flange adapters are used to connect an ANSI Class 125 and 150 flange to a grooved pipe using a grooved clamp. These adapters provide a rigid one piece connection that can be disconnected by removing the clamp assembly. To assemble to another flange, position bolt heads on the adapter (grooved) side. Painted ductile iron.

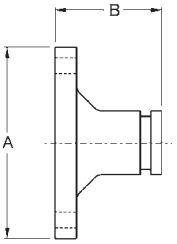



Nominal Size	Pipe OD	Max **PSI** at 70°F	Flange Dimensions A	Flange Dimensions B	Approx. Weight (lbs.)	Bolts qty	Bolts size	*Ductile Iron* Part #	*Ductile Iron* Price/E
2"	2.375	**300**	6"	2-3/8"	2.8	4	5/8"	***FA20***	**$37.40**
3"	3.500	**300**	7¼"	2-3/8"	5.3	4	5/8"	***FA30***	**61.15**
4"	4.500	**300**	8½"	2-3/8"	6.4	8	5/8"	***FA40***	**77.40**
6"	6.625	**300**	11"	2-9/16"	11.5	8	3/4"	***FA60***	**142.30**
8"	8.625	**300**	13¼"	3"	23.0	8	3/4"	***FA80***	**208.50**

ANSI Split Flanges - Series SF

The split flange coupling is designed to provide a direct connection between a grooved adapter and an ANSI Class 125 and 150 raised face flanged component. It can be used with flat face flanges by removing the raised projections on the outside face of the flange.

- ductile iron body with rust inhibiting paint
- Underwriters Listed and Factory Mutual approved
- Buna gaskets are available upon request
- Interchangeable with:
  Victaulic's #741
  Grinnell's #7012

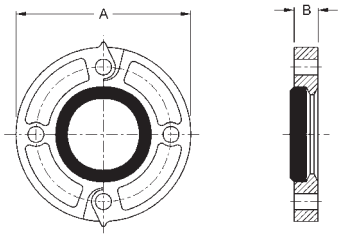



Nominal Size	Pipe OD	Max **PSI** at 70°F	Flange Dimensions A	Flange Dimensions B	Approx. Weight (lbs.)	Bolts qty	Bolts size	*Ductile Iron w/ gasket* Part #	*Ductile Iron w/ gasket* Price/E	*Replacement Gaskets EPDM* Part #	*Replacement Gaskets EPDM* Price/E
2"	2.375"	**300**	6"	13/16"	3.5	4	5/8"	***ANSI20***	**$75.85**	***FLG200E***	**$8.15**
2½"	2.875"	**300**	7"	13/16"	4.6	4	5/8"	***ANSI25***	**82.05**	***FLG250E***	**9.40**
3"	3.500"	**300**	7½"	13/16"	5.1	4	5/8"	***ANSI30***	**98.60**	***FLG300E***	**10.95**
4"	4.500"	**300**	9"	15/16"	8.8	8	5/8"	***ANSI40***	**131.05**	***FLG400E***	**12.50**
6"	6.625"	**300**	11"	1"	10.6	8	3/4"	***ANSI60***	**156.00**	***FLG600E***	**19.35**
8"	8.625"	**300**	13½"	1-1/8"	17.0	8	3/4"	***ANSI80***	**199.70**	***FLG800E***	**34.00**

Reducing Adapters - Series RA

Nominal Size	Nominal Size	E to E	Approx. Weight (Lbs.)	*Ductile Iron* Part #	*Ductile Iron* Price/E
2"	1½"	2.5	0.9	***RAGG20150***	**$26.25**
2½"	2"	2.5	1.1	***RAGG25020***	**27.45**
3"	2"	2.5	1.2	***RAGG3020***	**26.25**
3"	2½"	2.5	1.5	***RAGG30250***	**32.45**
4"	2"	3.0	2.2	***RAGG4020***	**38.60**
4"	2½"	3.0	2.4	***RAGG40250***	**40.55**
4"	3"	3.0	2.4	***RAGG4030***	**43.25**
5"	4"	3.5	4.4	***RAGG5040***	**69.90**
6"	2"	4.0	4.0	***RAGG6020***	**78.65**
6"	2½"	4.0	4.4	***RAGG60250***	**90.30**
6"	3"	4.0	4.6	***RAGG6030***	**82.40**
6"	4"	4.0	7.0	***RAGG6040***	**82.40**

- ductile iron body with rust inhibiting paint
- Underwriters Listed and Factory Mutual approved
- Interchangeable with:
  Victaulic's #50
  Grinnell's #7072

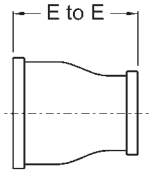



End Caps

ANSI Cap with Tapped Outlet - Series EC



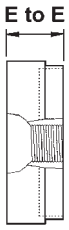

- ductile iron construction with rust inhibiting galvanized finish

Nominal Size	Outlet	E to E	Approx. Weight (Lbs.)	*Ductile Iron* Part #	Price/E
2"	1"	7/8"	.50	***EC201***	**$31.30**
2½"	1"	7/8"	.70	***EC251***	**40.30**
3"	1"	7/8"	1.05	***EC301***	**40.30**
4"	1"	1"	2.30	***EC401***	**43.85**
4"	2"	1"	2.10	***EC402***	**39.85**
6"	1"	1"	5.10	***EC601***	**99.05**
6"	2"	1"	5.35	***EC602***	**105.20**
8"	2"	1-3/16"	10.10	***EC802***	**202.15**

Blank Caps - Series BE

- Interchangeable with:
  Victaulic's #60
  Grinnell's #7074

- ductile iron body with rust inhibiting paint
- Underwriters Listed and Factory Mutual approved





Nominal Size	E to E	Approx. Weight (Lbs.)	*Ductile Iron* Part #	Price/E
2"	7/8"	.6	***BEC20***	**$27.45**
2½"	7/8"	.7	***BEC25***	**36.20**
3"	7/8"	1.1	***BEC30***	**37.45**
4"	1"	2.6	***BEC40***	**38.70**
6"	1"	5.0	***BEC60***	**96.75**
8"	1-3/16"	11.0	***BEC80***	**178.50**

Adapter Nipples

Long Pipe Style Nipples - Series AN



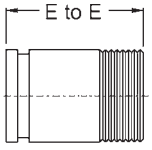

Nominal Size	E to E	*Carbon Steel* Part #	Price/E
2"	4"	***A712***	**$48.65**
2½"	4"	***A7125***	**57.05**
3"	4"	***A713***	**88.60**
4"	6"	***A714***	**115.80**
5"	6"	***A715***	**241.20**
6"	6"	***A716***	**311.70**

Victaulic x Weld Nipples



Nominal Size	*Aluminum* Part #	Price/E	*Carbon Steel* Part #	Price/E	*316 Stainless Steel* Part #	Price/E
2"	***AVN2000-200***	**$18.50**	***VN2000-200***	**$19.15**	***VNR2000-200***	**$26.65**
2½"	***AVN2500-200***	**30.00**	***VN2500-200***	**21.70**	***VNR2500-200***	**28.80**
3"	***AVN3000-200***	**24.10**	***VN3000-200***	**24.25**	***VNR3000-200***	**34.65**
4"	***AVN4000-200***	**42.30**	***VN4000-200***	**37.10**	***VNR4000-200***	**52.50**

Gaskets

- check gasket color code to be certain it is recommended for the service intended
- use lubricant on gasket
- For services not listed contact Dixon for recommendations.

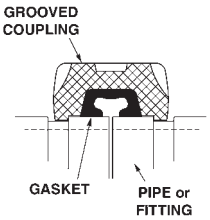

Viton®

Size	*Viton®* Part #	Price/E
2"	***G200V***	**$38.35**
3"	***G300V***	**57.05**
4"	***G400V***	**79.45**

- compound type: Fluoro Elastomer
- temperature range: **-13°F** to **350°F**
- color code: black with blue stripe

General service application:
- resistant to oxidizing acids, petroleum oils, hydraulic fluids, halogenated hydrocarbons and lubricants

EPDM

Size	*EPDM* Part #	Price/E
1½"	***G150E***	**$38.35**
2"	***G200E***	**9.25**
2½"	***G250E***	**11.10**
3"	***G300E***	**12.30**
4"	***G400E***	**17.90**
5"	***G500E***	**72.80**
6"	***G600E***	**32.30**
8"	***G800E***	**52.60**

- compound type: EPDM
- temperature range: **-22°F** to **230°F**
- color code: black with green stripe

General service application:
- water, dilute acids, alkalies, salts, and many chemical services not involving hydrocarbons, oils, or gases.
- Excellent oxidation resistance.

Not for use with hydrocarbons SAFETY ALERT

Buna-N

Size	*Black Buna with orange stripe* Part #	Price/E	*White Buna* Part #	Price/E
1½"	***G150T***	**$38.35**	**---**	**---**
2"	***G200T***	**9.25**	**---**	**---**
2½"	***G250T***	**11.10**	**---**	**---**
3"	***G300T***	**12.30**	**---**	**---**
4"	***G400T***	**17.90**	***G400N***	**$29.35**
5"	***G500T***	**72.80**	**---**	**---**
6"	***G600T***	**32.30**	**---**	**---**
8"	***G800T***	**52.60**	**---**	**---**

- compound type: Buna-N
- temperature range: **-24°F** to **176°F**

General service application:
- petroleum products, vegetable oils, mineral oils, and air contaminated with petroleum oils.

Not for use in hot water services SAFETY ALERT

Nuts and Bolts

Bolt Thread	Bolt Length	Torque, Ft. Lbs.	*Carbon Steel* Part #	Price/E
3/8"	2"	30	***BLT38200***	**$5.95**
3/8"	2¼"	30	***BLT38225***	**15.55**
1/2"	2½"	50	***BLT50212***	**5.95**
1/2"	2¾"	50	***BLT50234***	**8.15**
5/8"	3¼"	75	***BLT58314***	**5.35**
3/4"	4¼"	75	***BLT75414***	**17.50**
7/8"	6"	100	***BLT78600***	**25.00**

- the nuts are a heavy hexagon design
- Nuts and bolts are made of electroplated carbon steel and conform to ASTM A183.
- The bolts are specifically designed for use with the couplings on pages 591-593.

P Pipe & Welding

Gruvlok Lubricant - Groove Lube

- water soluble
- non-toxic
- non-corrosive
- non-flammable
- NSF approved for use with potable water SAFETY ALERT
- *Should not be used with HDPE pipe.*



Size	Container	Part #	Price/E
1 qt.	Tub	***GROOVLUB32***	**$291.50**

3" Drop Elbows (Tight Fill Couplers)

Complete Units

- aluminum body
- brass handle and cam arms with buna gasket
- steel bolts on inlet end
- plexiglass sight flow insert with buna seals

Coupler Size	Inlet Size	Inlet Type	*Aluminum* Part #	Price/E
3"	3"	male adapter	***300300MAE***	**$625.00**
3"	4"	male adapter	***3004030MAE***	**660.00**
3"	3"	female coupler	***300300FCE***	**725.00**

Coupler Body



plunger type handle

Size	*Aluminum* Part #	Price/E
3"	***300-TFG***	**$575.00**

Inlet Ends



female coupler



male adapter

Inlet Size	Inlet Type	*Aluminum* Part #	Price/E
3"	male adapter	***300-MAE***	**$68.90**
4"	male adapter	***4030-MAE***	**102.90**
3"	female coupler	***300-FCE***	**175.00**

Parts List

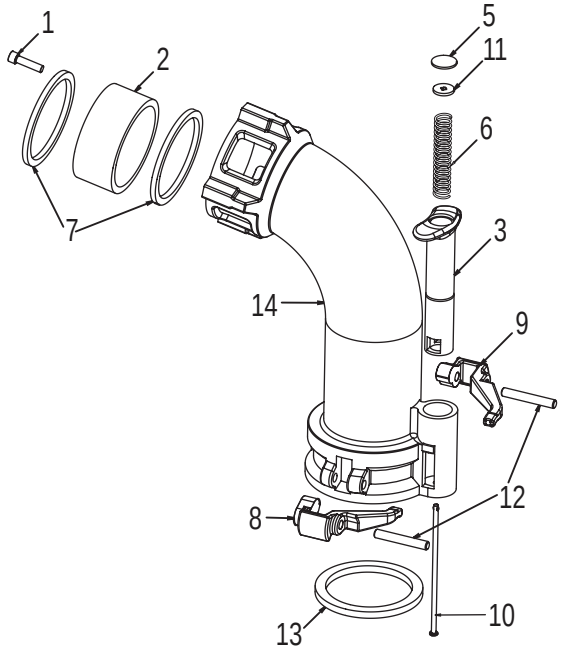

Item #	Description	Part #	Price/E
1	screw-inlet end	***P3-TFG-1***	**$1.50**
2	plexiglass-shell only	***P3-TFG-2***	**30.00**
3	plunger	***P3-TFG-3***	**63.80**
4	full grip plunger	***P3-TFG-4***	**154.60**
5	plunger cap	***P3-TFG-5***	**5.50**
6	spring	***P3-TFG-6***	**6.80**
7	plexiglass gasket	***P3-TFG-7***	**3.50**
8	right cam arm	***P3-TFG-8***	**50.00**
9	left cam arm	***P3-TFG-9***	**50.00**
10	rod	***P3-TFG-10***	**9.00**
11	disc	***P3-TFG-11***	**9.50**
12	pin	***300-P***	**2.00**
13	coupler gasket	***300-G-BU***	**1.35**
14	body	***P3-TFG-13***	**---**

4" Drop Elbows (Tight Fill Couplers)

- cast aluminum modular construction
- brass handle and cam arms with buna gasket
- stainless steel bolts on inlet end
- acrylic sight glass with buna seals

side lever type handle

Size	Inlet Type	A Overall Height	B Ground Clearance	*Aluminum* Part #	*Aluminum* Price/E
4"	elbow only, *without inlet connection*	17-3/4"	10-7/8"	***6200***	**$880.10**
4"	elbow with 4" adapter inlet	17-3/4"	10-7/8"	***6200A***	**989.25**
4"	elbow with anti-spill sleeve, *without inlet connection*	17-3/4"	10-7/8"	***6200T***	**958.05**
4"	elbow with 4" coupler inlet	17-3/4"	10-7/8"	***6200D***	**1069.10**

The more popular elbow configurations are listed, other pre-assembled elbow configurations are available, contact Dixon for more information.

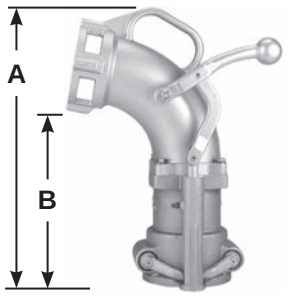

drop elbow with side lever
no inlet

side lever type handle - extended body

Size	Inlet Type	A Overall Height	B Ground Clearance	*Aluminum* Part #	*Aluminum* Price/E
4"	tall elbow only, *without inlet connection*	21"	13-3/4"	***6200X***	**$982.60**
4"	tall elbow with 4" adapter inlet	21"	13-3/4"	***6200XA***	**1108.40**
4"	tall elbow with anti-spill sleeve, *without inlet connection*	21"	13-3/4"	***6200XT***	**1066.15**
4"	tall elbow with 4" coupler inlet	21"	13-3/4"	***6200XD***	**1177.55**
4"	tall elbow with anti-spill tube & 4" coupler inlet	21"	13-3/4"	***6200XDT***	**1261.00**

The more popular elbow configurations are listed, other pre-assembled elbow configurations are available, contact Dixon for more information.


drop elbow with side lever
and female coupler inlet

Self-Locking

Size	Inlet Type	A Overall Height	B Ground Clearance	*Aluminum* Part #	*Aluminum* Price/E
4"	tightfill elbow with locking handle	17-3/4"	10-7/8"	***6500***	**$931.60**
4"	tightfill elbow with locking handle and 4" adapter inlet	17-3/4"	10-7/8"	***6500A***	**982.85**

The more popular elbow configurations are listed, other pre-assembled elbow configurations are available, contact Dixon for more information.


self-locking drop elbow

Inlet Ends

Inlet Size	Inlet Type	*Aluminum* Part #	*Aluminum* Price/E
3"	male adapter	***6000-16***	**$94.10**
4"	male adapter	***6000-17***	**94.10**
3"	female coupler	***6000-15***	**172.60**
4"	female coupler	***6000-14***	**172.60**
4"	female with FNPT	***6000-20***	**94.25**

Replacement parts are available, contact Dixon for more information.


female coupler
6000-14, 6000-15


male adapter
6000-16, 6000-17


female
6000-20

Top Side Lever Elbow

Fits 6200 Elbow Only

For replacement parts for othe style elbows, contact Dixon.

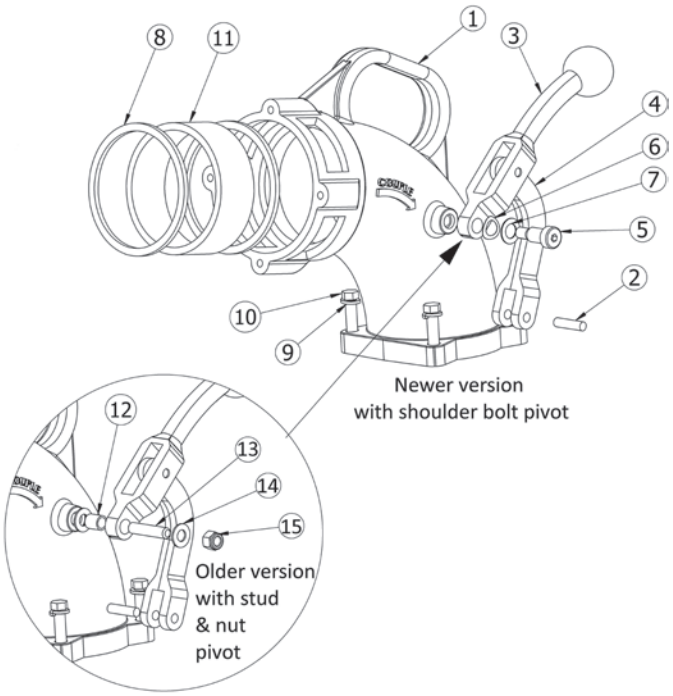

Bill Of Materials

Item #	Description	Part #	Price/E	Qty
1	body	***6200-1***	**$182.75**	1
2	pin	***PIN5/16x11/4P***	**2.90**	2
3	handle	use kit ***6200-15ASSM***	**---**	1
4	handle linkage	use kit ***6200-15ASSM***	**---**	1
5 [1]	shoulder bolt	use kit ***6200SBK*** [1]	**---**	1
6[1]	wave washer	use kit ***6200SBK*** [1]	**---**	1
7[1]	SS flat washer	use kit ***6200SBK*** [1]	**---**	1
8A	Baylast™ gasket	***4433***	**9.45**	2
8B	Viton® gasket (opt.)	***4426***	**11.65**	2
9	lock washer	use kit ***6000EHK***	**---**	4
10	bolt	use kit ***6000EHK***	**---**	4
11	sight glass	use kit ***6200SGK***	**---**	1
12[2]	bushing	use kit ***6200SHK*** [2]	**---**	1
13[2]	stud	use kit ***6200SHK*** [2]	**---**	1
14[2]	nylon washer	use kit ***6200SHK*** [2]	**---**	2
15[2]	nut	use kit ***6200SHK*** [2]	**---**	1

[1] items 5 - 7 are for newer version with shoulder bolt pivot only.
[2] for older version with stud and nut pivot use items 12 - 15 only

Repair Kits

Part #	Description	Includes	Price/E
6200SGK	replacement sight glass and Baylast™ seals	8, 11	**$50.90**
6000EHK	replacement bolts and lock washers	9, 10	**8.55**
6200-15ASSM	replacement handle, linkage and pin	2, 3, 4	**54.65**
6200SHK [2]	replacement stud pivot, nylon washers, bushing and nut	5, 6, 7	**15.95**
6200SBK [2]	replacement stud pivot, nylon washers. bushing and nut	12, 13, 14, 15	**2.15**

Bottom Unit, for Side Lever Elbows

Fits 6200, 6400 and 6500 Standard and Tall Elbows

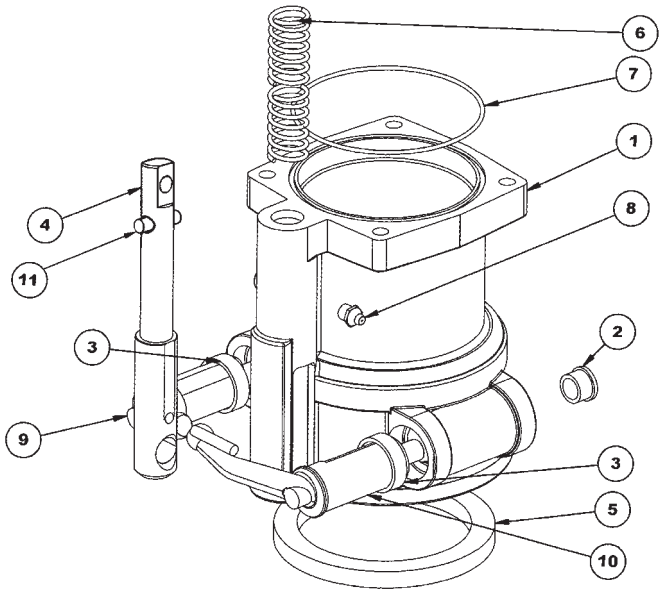

Bill Of Materials

Item #	Description	Part #	Price/E	Qty
1	body	use kit ***6230***	**---**	1
2	small bushing	use kit ***6200BK***	**---**	2
3	large bushing	use kit ***6200BK***	**---**	2
4A	handle stem (stand.)	***6200-7***	**$71.55**	1
4B	handle stem (tall)	***6200-7X***	**88.95**	1
5	main gasket	***6000-9***	**7.90**	1
6	spring	***112012***	**5.70**	1
7	O-ring	***AS156***	**2.60**	1
8	grease nipple	***NIPPLE/1***	**6.65**	1
9	right arm	use kit ***6200ARK***	**---**	1
10	left arm	use kit ***6200ARK***	**---**	1
11	pin	***PIN5/16x11/4P***	**2.90**	1

Repair Kits

Part #	Description	Includes	Price/E
6230	complete standard replacement bottom unit	all	**$417.40**
6230X	complete tall replacement bottom unit	all	**490.20**
6200ARK	replacement left and right arms, main gasket, O-rings, small and large bushings	2, 3, 5, 7 9, 10	**137.45**
6200BK	replacement small and large bushings	2, 3	**41.55**

Vapor Recovery Drop Elbows

- for use in two point vapor recovery system
- one-piece bronze locking arms housed in polymer bushings
- advanced design side lever locking system
- Buna seals and stainless steel hardware
- bolt on 3" male outlet included ***(VR6000-6)*** which can be rotated for extended life
- lubrication fitting on locking stem

Note: See 6400 co-axial elbow for single point vapor recovery on page 602.



Description	*Aluminum* Part #	Price/E
3" male adapter outlet without poppet valve	***VR6200NP***	**$690.70**
3" male adapter outlet with probe and poppet valve	***VR6200***	**786.45**

VR6200 Series Vapor Elbows

Bill Of Materials

Item #	Description	Part #	Price/E	Qty
1	bottom body	use kit ***VR6030***	---	1
2	stem	***6200-7***	**$71.55**	1
3	stem stop pin	***PIN 5/16X1¼-P***	**POR**	1
4	stem link pin	***PIN 5/16X1¼-P***	**POR**	1
5[1]	shoulder bolt pivot	use kit ***6200SBK*** [1]	---	1
6[1]	SS flat washer	use kit ***6200SBK*** [1]	---	1
7[1]	wave washer	use kit ***6200SBK*** [1]	---	1
8	handle pin	***PIN 5/16X1¼-P***	**POR**	1
9	handle and linkage	use kit ***6200-15ASSM***	---	1
10	top elbow body	***VR6000-1***	**192.45**	1
11	poppet bushing	***VR6000-3***	**12.30**	1
12	outlet O-ring only	***110319***	**2.60**	1
13	poppet spring	***L1110-L2287***	**17.75**	1
14	Viton® poppet seal	***O-RING-AS-334***	**11.15**	1
15	poppet valve	***VR6000-4***	**57.45**	1
16	outlet adapter bolt	use kit ***6000NPHK***	---	4
17	outlet adapter with outlet O-ring	***VR6000-6***	**59.70**	1
18	poppet valve stand off	***VR6000-5***	**12.85**	1
19	lock washer	use kit ***6000NPHK***	---	4
20	bolt	use kit ***6000EHK***	---	4
21	lock washer	use kit ***6000EHK***	---	4
22	body O-ring	***AS156***	**2.60**	1
23	grease nipple	***NIPPLE/1***	**6.65**	1
24	main seal gasket	***6000-9***	**7.90**	1
25	probe	***VR6000-7***	**9.45**	1
26	stem spring	***112012***	**5.70**	1
27	left arm	***VR6000-9***	**72.70**	1
28	right arm	***VR6000-8***	**72.70**	1
29	large bushing	use kit ***6200BK***	---	2
30	small bushing	use kit ***6200BK***	---	2
31[2]	pivot bushing	use kit ***6200SHK*** [2]	---	1
32[2]	pivot stud	use kit ***6200SHK*** [2]	---	1
33[2]	pivot lock nut	use kit ***6200SHK*** [2]	---	1
34[2]	nylon washer	use kit ***6200SHK*** [2]	---	2

[1] items 5 - 7 are for newer version with shoulder bolt pivot only.
[2] for older version with stud and nut pivot use items 31 - 34 only.

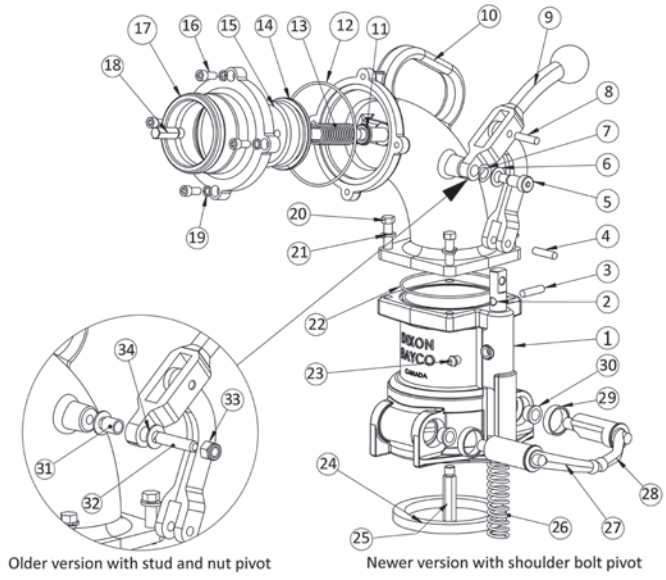

Older version with stud and nut pivot

Newer version with shoulder bolt pivot

Repair Kits

Part #	Description	Includes	Price/E
VR6230	complete replacement bottom body	1, 2, 3, 22, 23, 24, 25, 26, 27, 28, 29, 30	**$434.50**
6200SBK [1]	replacement shoulder bolt pivot, wave washer and flat washer	5, 6, 7	**2.15**
6200-15ASSM	replacement handle, linkage and linkage pin	8, 9	**54.65**
6000NPHK	replacement adapter (4) bolts and lock washers	16, 19	**5.80**
6000EHK	replacement body bolts and lock washers	20, 21	**8.55**
6200BK	replacement (2) large and small arm bushing	29, 30	**41.55**
6200SHK [2]	replacement stud pivot, nylon washer, bushing and nut	31, 32, 33, 34	**15.95**

Co-axial Drop Elbow

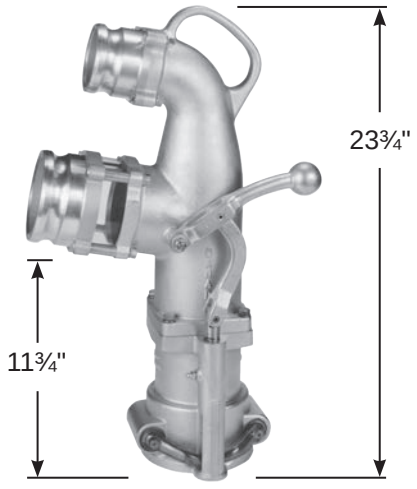

- for single point vapor recovery only
- 3" male vapor outlet (top)
- comes assembled with 4" male inlet
  Note: 6400 co-axial inlets do not fit our other elbow series
- quality cast aluminum construction with solid bronze arms
- bolt-on inlets/outlets for easy, fast replacement
- acrylic sight glass with buna seals

Description	*Aluminum* Part #	Price/E
4" male inlet	***6400***	**$1285.60**

Replacement parts are available, please contact Dixon.

Side Seal Drop Elbow



- for use with special 4" side seal style fill collars only
- modular, easy to repair, bolt together aluminum construction
- comes with acrylic sight glass with buna seals (2), bronze locking levers and buna main seal
- 4" male adapter inlet and lock ring installed

Description	*Aluminum* Part #	Price/E
side seal elbow with lock ring and 4" male adapter inlet	***6000ASAL***	**$782.05**

Replacement parts are available, please contact Dixon.

Side Seal Adapter



- allows conventional elbows to be used with special side seal style fill collars
- bottom connects to side seal fill collar
- top section with standard 4" top seal collar profile to accept clamping of standard 4" drop elbows

Description	*Aluminum* Part #	Price/E
side seal connection x 4" top seal drop elbow adapter	***6000-SSA***	**$355.45**

Replacement parts are available, please contact Dixon.

Tank Truck Flanged Sight Flow Indicators

Note: Due to the proprietary blending of petroleum products, Dixon recommends that the thermoplastic tubing and the gaskets be immersion tested in the product to be handled to ensure compatibility (not compatible with crude oil).

SAFETY ALERT

- For tank truck flange gaskets, see page 56.
- For dimensional information on tank truck flange drilling, see page 661.

- replaces the acrylic sight glass commonly found on tank trucks
- allows for visual identification of the fuel grade prior to opening the valve
- works with tank truck flanged butterfly valves found on gasoline trucks
- low cost sight glass tube can be replaced easily
- rugged cast aluminum housing is more durable than acrylic sight glass

TTMA pattern flanged short sight flow indicators

Size	*Aluminum* Part #	Price/E
4"	***5200-SFI***	**$170.50**
3"	***5200-SFI-3***	**156.00**



repair kits

Description	Part #	Price/E
3" replacement sight glass, Baylast™ O-ring and retainer ring kit	***5200-SFI-3-RK1***	**$76.10**
3" replacement sight glass, Viton® O-ring and retainer ring kit	***5200-SFI-3V-RK1***	**140.95**
4" replacement sight glass, Baylast™ O-ring and retainer ring kit	***5200-SFI-RK1***	**76.10**
4" replacement sight glass, Viton® O-ring and retainer ring kit	***5200-SFIV-RK1***	**140.95**

- allows for visual identification of the fuel grade prior to opening the valve
- works with tank truck flanged butterfly valves found on gasoline trucks
- larger ID (4-3/8") allows tank truck flanged butterfly valves to connect to either end of the indicator
- rated to **150 PSI**

sight flow indicator with 4-3/8" flow

Size	*Aluminum* Part #	Price/E	Opt Qty
4"	***5201-SFI*** [1]	**$241.50**	5
4"	***400-SFI-AL*** [2]	**218.40**	5

[1] 5201-SFI does not require gasket shown in picture

[2] 400-SFI-AL will be discontinued once stock has been depleted



400-SFI-AL

replacement parts

Description	Used on	Part #	Price/E
replacement Baylast O-rings, sight glass and retaining ring	5201-SFI	***5201-SFI-RK1***	**$79.55**
plexiglass insert	400-SFI-AL	***4SFIPSG***	**80.00**
Buna-N gasket		***O249BU***	**4.75**
Viton® gasket		***4SFI-G-VI***	**44.10**

- allows for visual identification of the fuel grade prior to opening the valve
- 4" flow diameter

sight flow indicator with 4" flow

Size	*Aluminum* Part #	Price/E	Opt Qty
4"	***4-1460-AL***	**$183.75**	10



replacement parts

Description	Part #	Price/E	Opt Qty
plexiglass insert	***4PSG***	**$84.00**	10
Buna-N O-ring	***O246BU***	**4.25**	10

Fill Pipe Adapters

TFA Series Adapters



- for use with 3" drop elbows (300-TFG)

Adapter Size	Female NPT Thread	*Aluminum - hardcoat* Part #	Price/E	opt qty
3"	3"	***300-TFA***	**$62.65**	10

Fill Adapters



fill adapter
with NPSM thread



fill adapter
with NPT thread

- for use with 4" drop and co-axial elbows (6200, 6400 and 6500 series)
- ***BZ4051S*** has NPSM thread and is supplied with a gasket

Adapter Size	Female Thread	Height	Material	Part #	Price/E	opt qty
4"	4" NPSM	2-3/8"	bronze	***BZ4051S***	**$104.15**	5
4"	4" NPT	3-1/2"	bronze	***BZ4051***	**124.85**	5

Vapor Recovery Adapters



- low profile design
- poppeted vapor collar at station vapor outlet
- can also be used as vapor valve on tanker but does not have air interlock mount
- for use with dual point vapor elbows (VR6200 series)

Adapter Size	Female Thread	Height	Material	Part #	Price/E	opt qty
4"	4" NPT	3-5/8"	bronze	***VR4086***	**$295.21**	5
4"	4" NPT	3-5/8"	ZN-AL alloy	***VR4086-BY***	**232.40**	5

Replacement part are available, contact Dixon for more information.

Fill Pipe Adapter Caps



- single action locking cap
- aluminum cap
- bronze cam arms

Size	*Aluminum* Part #	Price/E	opt qty
4"	***SA4050AL***	**$100.00**	10

Replacement part are available, contact Dixon for more information.

API Dust Cap

Size	Description	*Aluminum* Part #	Price/E	opt qty
4" API	with flat gasket	***41450-DCAL***	**$148.90**	5
	with O-ring seal	***5000-24***	**120.50**	10

Size	Description	*Nylon* Part #	Price/E	opt qty
4" API	with flat gasket	***5000-25***	**$85.60**	20



Gravity Drop Adapters

- for offloading through an API Adapter

Adapter Size	Coupler Size	Description	*Aluminum* Part #	Price/E
3"	4" API	with O-ring seal with flat gasket	***4530***	**$190.35**
3"	4" API	with inline sight glass and flat gasket	***4530SG***	**242.20**
3"	4" API	with flat gasket	***31440-225AL***	**183.80**
4"	4" API	with O-ring seal	***4540***	**190.35**
4"	4" API	with inline sight glass and flat gasket	***4540SG***	**244.50**
4"	4" API	with flat gasket	***41440-225AL***	**189.60**



4540

4530SG and 4540SG repair kits

Description	Part #	Price/E
sight glass repair kit (fits 3" and 4")	***4540SG-RK1***	**$63.65**
replacement cam arms and pins (fits 3" and 4")	***4540SG-RK3***	**29.00**
replacement chain and "S" hook	***5205-RK4***	**10.40**

replacement gaskets

Description	Material	Part #	Price/E
O-ring replacement seal for 4530, 4540, 5000-24	Baylast	***4500-5***	**$6.85**
flat replacement gasket for 4530SG, 4540SG	Baylast	***4540SG-RK2***	**8.25**
flat replacement gasket for 31440-225AL, 41440-225AL, 41450-DCAL	Buna	***2143SEALBU***	**13.00**
flat replacement gasket for 5000-25	Buna	***5000-25RK1***	**16.15**



4540SG

4" Vapor Caps

- special locking cap for underground tank vapor outlet VR4086 and tanker vapor valves
- bronze cam arms
- aluminum painted vapor recovery orange

Size	*Aluminum* Part #	Price/E
4"	***VR4050AL***	**$102.10**



Centered 'T' handle allows for one-handed use and provides a solid locking mechanism.

- strong and lightweight
- built-in locking feature
- corrosion resistant materials
- color coded vapor recovery orange

Size	*Nylon* Part #	Price/E
4"	***VR4050PL***	**$62.90**



Replacement parts are available, contact Dixon for more information.

Tank Truck

Tank Transport Equipment

* PTFE gaskets are standard in stainless steel fittings.



Fusible Pipe Caps

female NPSM

Size	Stainless Steel * Part #	Price/E	Opt Qty	Aluminum Part #	Price/E	Opt Qty	Iron Part #	Price/E	Opt Qty
3"	***300-SFC-SS***	**$110.25**	10	***300-SFC-AL***	**$107.50**	10	***300-SFC-MI***	**$108.15**	10



Pipe Caps

female NPSM

Size	Stainless Steel * Part #	Price/E	Opt Qty	Aluminum Part #	Price/E	Opt Qty	Iron Part #	Price/E	Opt Qty
2"	***200-PC-SS***	**$110.25**	--	**---**	**---**	--	***200-PC-MI***	**$37.90**	--
3"	***300-PC-SS***	**86.75**	10	***300-PC-AL***	**$41.60**	10	***300-PC-MI***	**50.40**	10
4"	***400-PC-SS***	**237.30**	--	**---**	**---**	--	**---**	**---**	--



Reducers

female NPSM x male NPT

Size	Stainless Steel * Part #	Price/E	Opt Qty	Aluminum Part #	Price/E	Opt Qty	Iron Part #	Price/E	Opt Qty
3" x 2"	***3020-RD-SS***	**$140.00**	10	***3020-RD-AL***	**$60.10**	10	***3020-RD-MI***	**$58.00**	10
4" x 3"	***4030-RD-SS***[1]	**570.75**	--	***4030-RD-AL***	**0**	--	**---**	**---**	--

[1] welded fabrication



Reducing Cap

female NPSM x female NPT

Size	Stainless Steel * Part #	Price/E	Opt Qty
3" x 1"	***3010-RC-SS***	**$196.00**	10

Gaskets and Washers

Size	Buna-N Part #	Price/E	Opt Qty	PTFE Part #	Price/E	Opt Qty	Neoprene Part #	Price/E	Viton® Part #	Price/E
1½"	**---**	**---**	--	***150GPCTF***	**$5.30**	--	**---**	**---**	**---**	**---**
2"	***200GPCBU***	**$1.90**	25	***200GPCTF***	**4.75**	10	***KNW25***	**$0.85**	***KVW25***	**$10.10**
3"	***300GPCBU***	**2.15**	25	***300GPCTF***	**6.45**	25	***KNW35***	**1.35**	***KVW35***	**21.85**
4"	**---**	**---**	--	***400GPCTF***	**12.60**	--	***KNW40***	**2.15**	**---**	**---**

Tank Transport Equipment - Intermodal

* PTFE gaskets are standard in stainless steel fittings.



Pipe Caps

female BSPP

Size	Aluminum Part #	Price/E	Stainless Steel * Part #	Price/E	Opt Qty
3"	***300PCALAP***	**$56.50**	***300PCSSAP***	**$99.00**	10



Thread Adapters

female BSPP x male NPT

Size	Stainless Steel * Part #	Price/E
3" x 2"	***3020RDSSAP***	**$175.00**
3" x 3"	***3030RDSSAP***	**245.70**



Cam and Groove Adapter

female BSPP

Size	Stainless Steel * Part #	Price/E
3"	***300ASSSAP***	**$152.80**

Tank Truck

Bayonet Style Dry Disconnect Couplings

Bayco brand BA and BS series bayonet dry disconnect fittings are designed for use in the fuel and lube oil service industry. These fittings are not designed to be interchangeable with other types of Dry Disconnects, however they are used with the Emco Wheaton™ Dry Break™ commonly found in these services. The maximum pressure rating for fittings is **85 PSI** @ 70° F, for pressure ratings at other temperatures contact Dixon.

Adapters

bayonet style adapter x female NPT

Size	Seal Material	*Stainless Steel* Part #	*Stainless Steel* Price/E	*Brass* Part #	*Brass* Price/E	*Aluminum* Part #	*Aluminum* Price/E
2"	Buna	***BA31-200***	**$209.45**	**---**	**---**	**---**	**---**
2"	Viton®	***BA32-200***	**209.45**	**---**	**---**	**---**	**---**
3"	Buna	**---**	**---**	***BA31-300***	**$508.10**	***BA61-300***	**$465.45**
3"	Viton®	**---**	**---**	***BA32-300***	**508.10**	***BA62-300***	**465.45**



Dust Cap for Adapters

Size	Part #	Price/E
2"	***BAC-200***	**$49.45**
3"	***BAC-300***	**55.00**

Rubber dust caps come with stainless steel chains.



Couplers

bayonet style 90° swivel coupler x female NPT

Size	Seal Material	*Anodized Aluminum* Part #	*Anodized Aluminum* Price/E
2"	Buna	***BS61-200***	**$839.75**
2"	Viton®	***BS62-200***	**905.70**
3"	Buna	***BS61-300***	**1435.15**
3"	Viton®	***BS62-300***	**1549.60**



bayonet style straight coupler x female NPT

Size	Seal Material	*Anodized Aluminum* Part #	*Anodized Aluminum* Price/E
2"	Buna	***BC61-200***	**$667.15**
2"	Viton®	***BC62-200***	**727.30**



bayonet style straight swivel coupler x female NPT

Size	Seal Material	*Anodized Aluminum* Part #	*Anodized Aluminum* Price/E
2"	Buna	***BSS61-200***	**$839.75**
2"	Viton®	***BSS62-200***	**905.70**
3"	Buna	***BSS61-300***	**1355.65**
3"	Viton®	***BSS62-300***	**1472.00**



Replacement parts are available, contact Dixon for more information.

Dust Plug for Couplers

Size	Part #	Price/E
2"	***BCP-200***	**$62.65**
3"	***BCP-300***	**71.30**

Rubber dust plugs come with stainless steel chains.



Tank Truck

Ball Nozzles for Bulk Delivery

- rugged construction for rapid fuel oil transfer/delivery
- high flow
- heavy duty roller ball swivel with low temperature seals freely rotates without leaking at **-40°F** and **100 PSI**
- 3 PSI check valve is included to prevent back flow, 5 PSI is optional



BL062

ball nozzle with swivel adapter outlet

Female NPT Inlet	Outlet	*Anodized Aluminum* Part #	Price/E
1¼"	swivel quick fill nut	***BL062***	**$687.35**
1½"	swivel quick fill nut	***BL064***	**687.35**

ball nozzle with spout outlet

Female NPT Inlet	Spout Outlet	*Anodized Aluminum* Part #	Price/E
1¼"	1¼"	***BL066***	**$687.35**
1½"	1¼"	***BL068***	**687.35**
1½"	1½"	***BL072***	**687.35**



BL072

ball nozzle replacement spouts

Size	*Aluminum* Part #	Price/E
1¼"	***1143A***	**$52.25**
1½"	***1125A***	**56.90**

ball nozzle without spout outlet

Female NPT Inlet	Female NPT Outlet	*Anodized Aluminum* Part #	Price/E
1¼"	1¼"	***BL066NS***	**$582.65**
1½"	1¼"	***BL068NS***	**583.65**
1½"	1½"	***BL072NS***	**582.65**



BL920

super ball nozzle with spout outlet

Female NPT Inlet	NPT Spout Outlet	*Anodized Aluminum* Part #	Price/E
2"	2"	***BL920***	**$791.80**

super ball nozzle replacement spout

Size	*Aluminum* Part #	Price/E
2"	***391137***	**$79.55**

Replacement parts are available, contact Dixon for more information.

Automatic Shut-Off Nozzles

- for card lock and truck refueling stations
- Venturi type automatic shut-off
- high pressure design for up to **80 GPM** flow (requires minimum 7.5 GPM for auto shut-off)
- detachable trigger ratchet
- aluminum construction with bronze trigger



pressure nozzle with spout

Female NPT Inlet	Spout Outlet	*Aluminum* Part #	Price/E
1¼"	1-3/8"	***1144D***	**$735.00**
1½"	1-3/8"	***1124D***	**735.00**

Standard Utility Nozzles



- for use with 12 volt pumps and gravity flow fittings
- diecast metal body; choice of spouts
- for economy fuel dispensing, including construction, farm and small truck utility tanks
- Underwriters Listed
- working pressure to **25 PSI**

Female NPT Inlet	Spout Outlet	*Aluminum* Part #	Price/E
1"	1" outlet	***900*** [1]	**$65.45**
1"	1" straight	***900S***	**73.90**
1"	1" bent	***900B***	**73.90**
1"	¾" straight	***900W34S***	**73.90**
1"	¾" bent	***900W34B***	**73.90**
¾"	¾" straight	***900S34*** [2]	**77.00**
¾"	¾" bent	***900B34*** [2]	**77.00**



[1] nozzle body only (no spout)
[2] ¾" nozzle inlet uses 1" x ¾" reducer bushing, supplied

replacement spouts

Description	Part #	Price/E	Description	Part #	Price/E
¾" replacement straight spout	***234-80-4***	**$11.30**	1" replacement straight spout	***875-4***	**$11.50**
¾" replacement bent spout	***234-80-5***	**17.10**	1" replacement bent spout	***875-5***	**12.20**

Pressure Nozzle for Bulk Delivery



- manual operation (non-automatic) for high pressures and fuel flow up to **80 GPM**
- easy opening dash pot design with shock-less closing
- detachable trigger ratchet, packing gland and seal
- aluminum construction with bronze trigger
- available with or without aluminum spout

pressure nozzle without spout

Female NPT Inlet	Female NPT Outlet	*Aluminum* Part #	Price/E
1¼"	1¼"	***114DNS***	**$382.75**
1½"	1½"	***112DNS***	**346.40**



pressure nozzle with spout

Female NPT Inlet	Spout Outlet	*Aluminum* Part #	Price/E
1¼"	1¼"	***114D***	**$425.50**
1½"	1½"	***112D***	**372.05**

Description	*Aluminum* Part #	Price/E
replacement spout for 114D	***1143A***	**$52.25**
replacement spout for 112D	***1125A***	**56.90**

Replacement parts are available, contact Dixon for more information.

Overwing Aircraft Nozzles



- manual operation (non-automatic) for high pressures and fuel flow up to 80 GPM
- easy opening dash pot design with shock-less closing
- detachable trigger ratchet, packing gland and seal
- aluminum construction with bronze trigger and plastic guard pad to protect wing
- spout has cap with spring cord and a fine mesh stainless steel screen filter in the spout
- screw attachment for grounding cable (cable not supplied)

overwing nozzle with spout

Female NPT Inlet	Spout Outlet	*Aluminum* Part #	Price/E
1¼"	1"	***114DAVR***	**$722.60**
1¼"	1¼"	***114D-AV***	**722.60**
1½"	1¼"	***114D-AV-06ASM***	**766.75**

Replacement parts are available, contact Dixon for more information.

Large Capacity Low Pressure / Gravity Nozzle



- rugged utility nozzle for low pressure/gravity applications
- rapid flow due to 1¼" oversize design
- aluminum body, spout and trigger
- **25 PSI** maximum pressure

gravity nozzle with spout

Female NPT Inlet	Spout Outlet	*Aluminum* Part #	Price/E
1¼"	1¼"	***1250-94***	**$244.40**

Replacement parts are available, contact Dixon for more information.

Hose Swivels

- for use with petroleum and home heating oil hose
- prevents hose twisting or kinking

Hose Shanks



Male NPT	Shank Size	*Bronze* Part #	Price/E
1½"	1½"	***1565U***	**$144.35**

Replacement parts are available, contact Dixon for more information.

Heavy Duty



- male NPT x female NPT threaded connections
- heavy duty internal thrust bearing and anti-friction seal design ensures swiveling at **-40°F**
- can be lubricated without disassembly by using the optional grease fitting kit

Male NPT	Female NPT	*Aluminum* Part #	Price/E
1¼"	1¼"	***SWMF125***	**$192.90**
1½"	1½"	***SWMF150***	**192.90**
2"	2"	***SWMF200***	**215.55**

Optional grease fitting kit, SWMF-RK1
Replacement parts are available, contact Dixon for more information.

Hose Swivels

Tank Truck

Swivel function - allows the hose to relax to it's natural rest position while allowing freedom of movement without adding torque stress at the point of connection (torque stress is the largest single cause of composite, PTFE and stainless steel hose failure).

- simple design, low maintenance - consists of 2 body halves, ball bearings and a washer
- Viton® seals standard, Chemraz® and Kalrez® optional
- working pressure: **150 PSI**
- maximum temperature: **300°F** (149°C)



Size	*316 Stainless Steel* Part #	Price/E	*Aluminum* Part #	Price/E
¾"	***HS075SS***	**$684.45**	***HS075AL***	**$355.50**
1"	***HS100SS***	**684.45**	***HS100AL***	**355.50**
1½"	***HS150SS***	**713.60**	***HS150AL***	**370.55**
2"	***HS200SS***	**713.60**	***HS200AL***	**370.55**
3"	***HS300SS***	**1513.10**	***HS300AL***	**876.30**
4"	***HS400SS***	**2926.25**	***HS400AL***	**1695.40**

Dixon Diesel and Gasoline Nozzles

FuelMaster™ Diesel Nozzle

- Provides the high flow capacity required by many truck stops and terminal operations.
- features lightweight Tenzalloy aluminum casting
- Micro-touch valve provides smooth operation and exceptional flow control.
- super tough nylon hose guard and hold-open clip
- easy to change 'lockout style' spout assembly
- green scuff guard
- automatic shutoff
- Underwriter's Listed
- not designed for use with small 12 volt pumps, AC utility pumps, farm pumps or consumer pumps



NPT Inlet	Spout Size	Wt (lbs)	Approx. Flow Rate at 20 PSI (GPM)	Part #	Price/E
1"	1-3/16"	3.5	30	***DFN100HF***	**$212.50**
1"	1-3/16"	3.6	45	***DFN100SF***	**295.50**

Big Mouth™ Diesel Nozzle

- Micro-touch valve allows precise flow control
- Roto-matic latch pin provides positive auto shut-off
- pure PTFE packing eliminates stem leaks
- Super tough nylon hold-open clip and hand guard bend, but won't break.
- Snap-on handle cover makes changing scuff guards easy.
- yellow scuff guard
- automatic shutoff
- Underwriter's Listed
- not designed for use with small 12 volt pumps, AC utility pumps, farm pumps or consumer pumps



NPT Inlet	Spout Size	Wt (lbs)	Approx. Flow Rate at 20 PSI (GPM)	Part #	Price/E
1"	1-1/8"	3	20	***DFN100***	**$164.30**

Farm and Consumer Nozzles

- Automatic fuel nozzle designed for use with small 12 volt and AC utility pumps as well as large farm and consumer pumps.
- Heavy duty, stronger and more secure hook makes it easy to hang the nozzle on the pump.
- *These nozzles are not to be used with gravity flow tanks*.
- black scuff guard on gasoline nozzle, green scuff guard on diesel nozzle
- Underwriter's Listed



gasoline nozzle shown

NPT Inlet	Spout Size	Wt (lbs)	Approximate Flow Rate at 20 PSI (GPM)	Part #	Price/E
¾"	13/16"	2½	14	***DN7UOBF*** [1]	**$120.80**
¾"	15/16"	2½	14	***DN7LOBF*** [2]	**120.80**

[1] gasoline nozzle
[2] diesel nozzle

Fuel Nozzle Cross Reference

Dixon	M. Carder	OPW	Emco	Husky	Catlow
DN7UOBF	N7UOBF	11AF-40FS	A2501F	XSF-33704	NENLF
DN7LOBF	N7LOBF	11APF-40FS	A2501LF	---	NELF
DFN100HF	N4-Fuelmaster	7H	A6000	V111-173310	MAX1
DFN100	N3-BigMouth	N/A	N/A	1HS.026810	MAC-1AH

New for 2012

Dixon High Flow Fuel Nozzle

Fueler 100™ Nozzle



- high flow, heavy duty automatic nozzle for fueling trucks, buses, off-road equipment and fuel oil delivery
- lightweight Tenzaloy aluminum casting
- machined grooves in the spout are designed to hold nozzle more securely in the fill pipe

NPT Inlet	Spout Size	Wt (lbs)	Approximate Flow Rate at 20 PSI (GPM)	Part #	Price/E
1½"	1-3/8"	6.9	50	***DNOG6***	**$722.75**

Dixon Diesel and Gasoline Nozzles Accessories

Single Plane Hose Swivels



- aluminum body
- Brass hex nut prevents galling in the nozzle.
- Viton® / Buna seals
- nylon cord retainer

Size	Part #	Price/E
¾" x ¾"	***DAWS34***	**$44.00**
1" x 1"	***DAWS10***	**67.60**

Breakaways



- aluminum body
- brass break rings (2)
- Buna seals
- unique ball valves seal both ends when separated
- design provides consistent and reliable performance
- lightweight
- easy to repair

Size	Part #	Separation Force (Lbs)	Price/E
¾"	***DAB34***	325	**$65.95**
1"	***DAB1***	325	**139.00**



- nickel plated aluminum body
- brass break rings: 4 in 1¼" and 1½"; 6 in the 2"
- Viton® / Buna seals
- check valve - PTFE ball seals both ends when separated
- Provides protection for all the high capacity fueling operations such as truck and bus terminals, mining, off-road fueling and fuel oil delivery.

Size	Part #	Separation Force (Lbs)	Price/E
1¼"	***DAB14***	400	**$884.00**
1½"	***DAB15***	400	**884.00**
2"	***DAB2***	600	**1796.40**

Full Flow Ball Valves

- high flow rate; low pressure drop
- wetted parts are aluminum and stainless steel
- seals are FPM (Viton® and PTFE)
- spindle can be disassembled even when ball valve is installed
- working pressure: **150 PSI** at 70°F
- available in 2", 3" and 4" in standard flow and two-way flow
- standard valve ports - female NPT, socket weld for Schedule 40 pipe and grooved
- optional ports include DN flange, butt weld and 150# flange
- two ports - one inlet and one outlet

One-Way Ball Valves / Female NPT Ends

Size	*Aluminum* Part #	Price/E
2"	***1WAYBV200***	**$743.75**
3"	***1WAYBV300***	**1005.00**
4"	***1WAYBV400***	**1484.00**



One-Way Ball Valves / Socket Weld Ends to Schedule 40 Pipe

Size	Bore	*Aluminum* Part #	Price/E
2"	2.390"	***1WAYBV200SW***	**$816.50**
3"	3.530"	***1WAYBV300SW***	**1085.75**



One-Way Ball Valves / Grooved Ends

Size	*Aluminum* Part #	Price/E
2"	***1WAYBV200VIC***	**$1005.00**
3"	***1WAYBV300VIC***	**1328.60**



Full Flow Ball Valves

- high flow rate; low pressure drop
- wetted parts are aluminum and stainless steel
- seals are FPM (Viton® and PTFE)
- spindle can be disassembled even when ball valve is installed
- working pressure: **150 PSI** at 70°F
- available in 2", 3" and 4" in standard flow and two-way flow
- standard valve ports - female NPT, socket weld for Schedule 40 pipe and grooved
- optional ports include DN flange, butt weld and 150# flange
- three ports - one inlet and two outlets, valve directs the flow from the inlet to either of the two outlets
- commonly used for switching compartments or tanks

Two-Way Ball Valves / Female NPT Ends



Size	*Aluminum*	
	Part #	Price/E
2"	***2WAYBV200***	**$1070.00**
3"	***2WAYBV300***	**1357.00**
4"	***2WAYBV400***	**2946.00**

Two-Way Ball Valves / Socket Weld Ends to Schedule 40 Pipe



Size	Bore	*Aluminum*	
		Part #	Price/E
2"	2.390"	***2WAYBV200SW***	**$1140.00**
3"	3.530"	***2WAYBV300SW***	**1464.25**

Two-Way Ball Valves / Grooved Ends



Size	*Aluminum*	
	Part #	Price/E
2"	***2WAYBV200VIC3***	**$1490.00**
3"	***2WAYBV300VIC3***	**1875.25**

Automatic Pressure / Vacuum Relief Caps

- normally closed, stops fuel evaporation and airborne contaminants
- lockable
- relieves both pressure and vacuum buildup in fuel tanks
- two styles available, choose for stationary or mobile fuel storage tanks as listed below

Note: Pressure/vacuum relief caps should be routinely inspected to ensure correct operation and particularly to ensure that the relieving components are free to move and that the air flow path is unblocked.

SAFETY ALERT

For stationary fuel tanks

- relieves vacuum at .7 Hg (.33 PSI) and pressure at 2 PSI, 20 SCFM flow



Male NPT	*Zinc* Part #	Price/E
2"	***2000L***	**$43.20**
2½"	***2500L***	**45.45**

For mobile fuel tanks

- relieves vacuum relief at 1" Hg (.5 psig), and pressure at between 7.5 and 9 psig



Male NPT	*Zinc* Part #	Price/E
2"	***200-PV-9***	**$94.10**

Standard Vent Cap

- aluminum body
- allows venting of tank to atmosphere at all times
- does not have pressure or vacuum valves



Male NPT	*Aluminum* Part #	Price/E
2½"	***2500SFV***	**$40.65**

Cam and Groove Actuator Style Fittings

The D2C style couplers work with the DBA adapters for applications where automatic closure for the coupler is not desired. This coupler is suited to vapor recovery, suction pump line and applications where it is necessary to easily drain the hose or piping for clean out. It can also be used when product retention in hose or pipe is desired and damage from accidental spill from open coupler is not a concern.

- 316 stainless steel body
- 304 stainless steel internal components
- EZ Boss-Lock cam arms
- stainless steel locking lever included
- available with Buna, Viton®, Viton-B®, EPDM, Kalrez®, PTFE Encapsulated Silicone and PTFE Encapsulated Viton® seals
- used with poppeted adapter DBA series on page 75



Size	Seal Material	*Stainless Steel* Part #	Price/E
1½"	Buna	***D2C71-150***	**$1000.80**
2"		***D2C71-200***	**1102.00**
1½"	Viton®	***D2C72-150***	**1020.75**
2"		***D2C72-200***	**1123.20**
1½"	PTFE Encapsulated Silicone	***D2C73-150***	**1235.65**
2"		***D2C73-200***	**1308.10**
1½"	EPDM	***D2C74-150***	**1000.80**
2"		***D2C74-200***	**1102.00**
1½"	PTFE Encapsulated Viton®	***D2C77-150***	**1235.65**
2"		***D2C77-200***	**1308.10**
1½"	Viton-B®	***D2C79-150***	**1070.75**
2"		***D2C79-200***	**1179.20**

Replacement parts are available, contact Dixon for more information.

V-Ring Swivel Joints

V-Ring Parts Identification List

1. body
2. sleeve
3. ball bearings
4. seal retainer
5. V-ring (pressure) seal
6. spring retainer
7. spring
8. ball retainer screw
9. grease fitting
10. O-ring (dust) seal

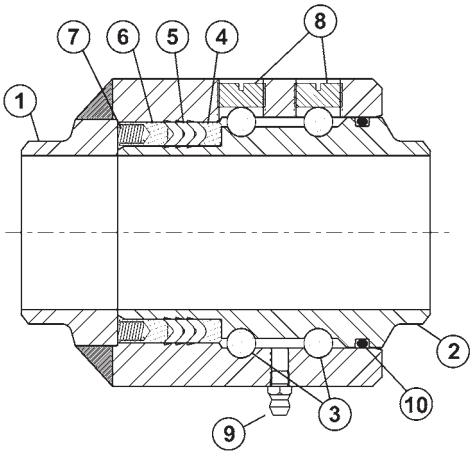

V-Ring Features:

- The spring-loaded triple V-ring sealing system ensures a leak proof seal at either high or low pressure and an extended seal life compared to the conventional single O-ring design.
- The 3" - 8" carbon steel swivels are manufactured from carbon steel with flame hardened dual raceways for greater load bearing capacity and longer life.
- The stainless steel swivels are manufactured in 316 grade stainless steel for superior corrosion resistance.
- available with pressure ratings to 1,000 PSI
- available in carbon steel, stainless steel and aluminum
- ***optional 100% full penetration welding available***

Single Plane V-Ring Style 20

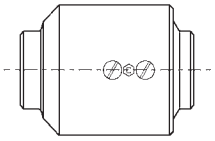

weld end x weld end
sizes 2" - 8"

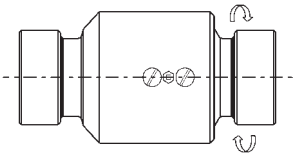

female NPT x female NPT
sizes 2" - 6"

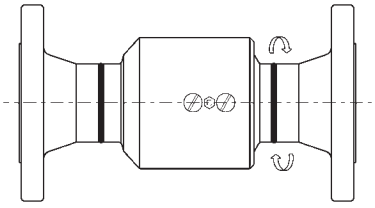

150# ASA flange x 150# ASA flange
sizes 2" - 8"

Single Plane V-Ring Style 30

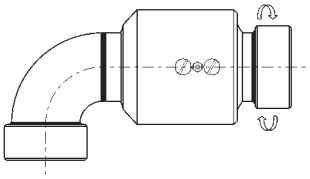

female NPT x female NPT
sizes 2" - 6"

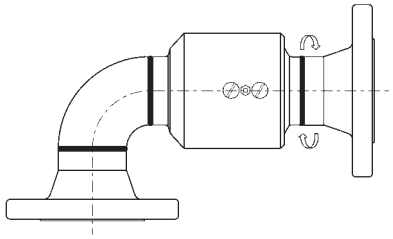

150# ASA flange x 150# ASA flange
sizes 2" - 8"

Single Plane V-Ring Style 40

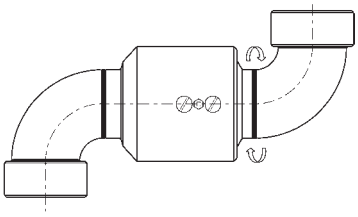

female NPT x female NPT
sizes 2" - 6"

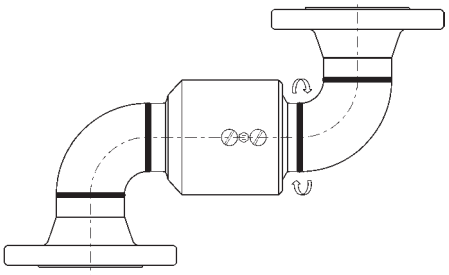

150# ASA flange x 150# ASA flange
sizes 2" - 8"

Double Plane V-Ring Style 50

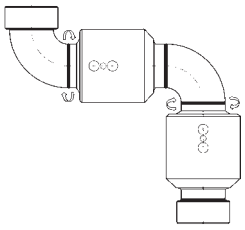

female NPT x female NPT
sizes 2" - 6"

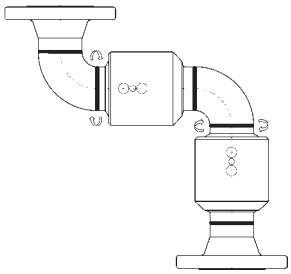

150# ASA flange x 150# ASA flange
sizes 2" - 8"

Double Plane V-Ring Style 60

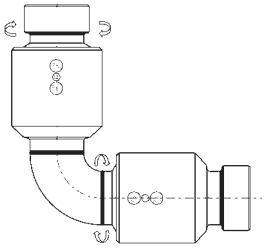

female NPT x female NPT
sizes 2" - 6"

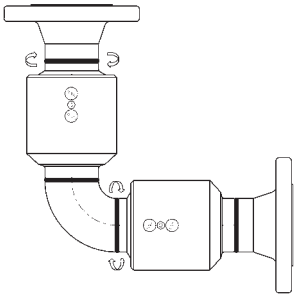

150# ASA flange x 150# ASA flange
sizes 2" - 8"

Double Plane V-Ring Style 70

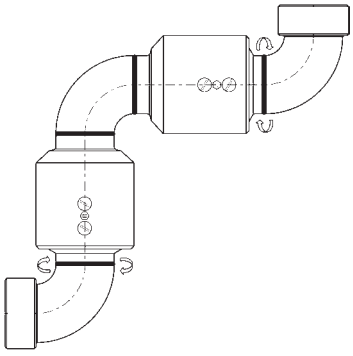

female NPT x female NPT
sizes 2" - 6"

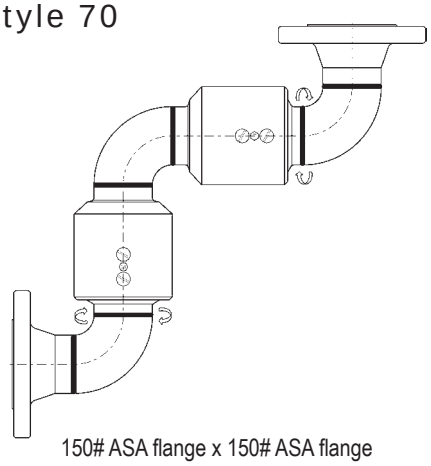

150# ASA flange x 150# ASA flange
sizes 2" - 8"

Triple Plane V-Ring Style 80

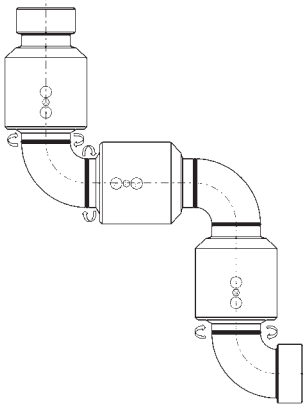

female NPT x female NPT
sizes 2" - 6"

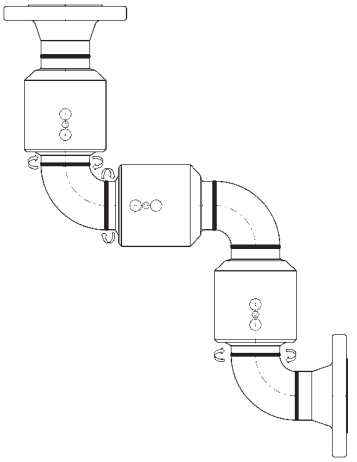

150# ASA flange x 150# ASA flange
sizes 2" - 8"

Triple Plane V-Ring Style 10

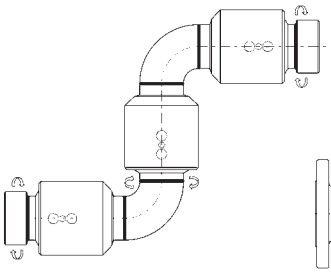

female NPT x female NPT
sizes 2" - 6"

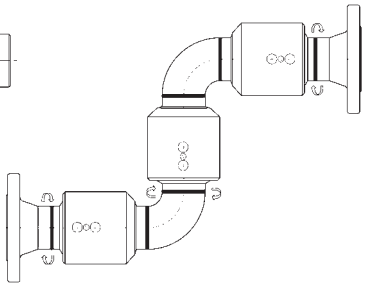

150# ASA flange x 150# ASA flange
sizes 2" - 8"

O-Ring Swivel Joints

O-Ring Parts Identification List

1. O-ring (dust) seal
2. ball retainer screw
3. O-ring (pressure) seal
4. grease fitting
5. ball bearings

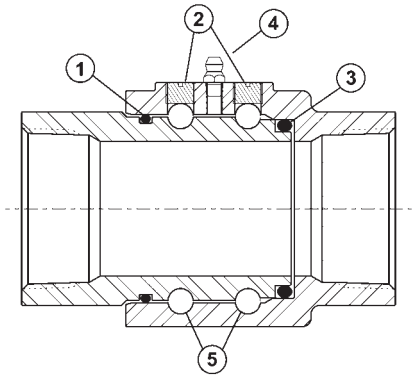

- The O-ring pressure seal ensures a leak-proof seal at either high or low pressure and smoother rotation at lower torques than multiple seal designs.
- Spring-loaded PTFE pressure seals are available up through 3".
- Carbon steel and stainless steel O-ring type swivels provide greater strength and corrosion resistance needed for lower torque applications.
- available in carbon steel, stainless steel, aluminum, brass and iron
- ***optional 100% full penetration welding available***

Single Plane O-Ring Style 20

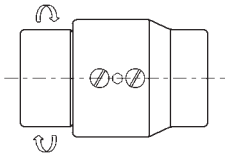

female NPT x female NPT
sizes 1" - 4"

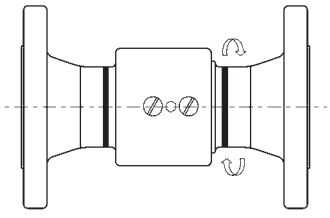

150# ASA flange x 150# ASA flange
sizes 1" - 4"

Single Plane O-Ring Style 30

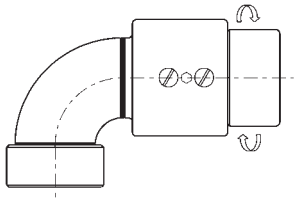

female NPT x female NPT
sizes 1" - 4"

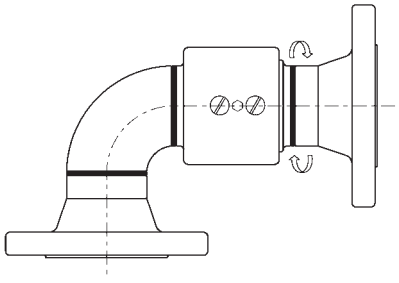

150# ASA flange x 150# ASA flange
sizes 1" - 4"

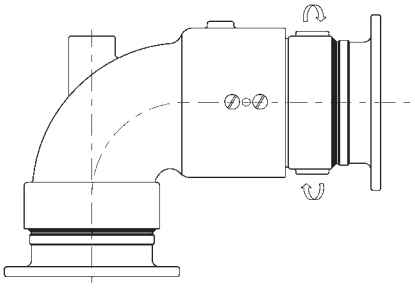

tank truck flange x tank truck flange
sizes 2" - 4"

Single Plane O-Ring Style 40

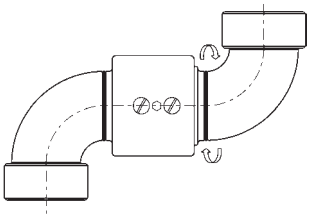

female NPT x female NPT
sizes 1" - 4"

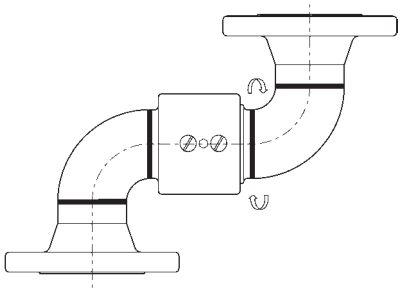

150# ASA flange x 150# ASA flange
sizes 1" - 4"

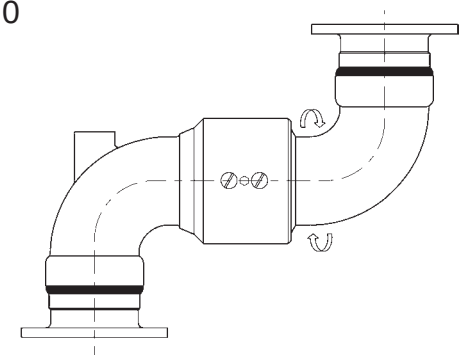

tank truck flange x tank truck flange
sizes 2" - 4"

Double Plane O-Ring Style 50

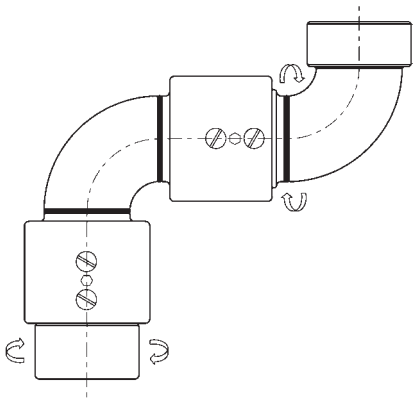

female NPT x female NPT
sizes 1" - 4"

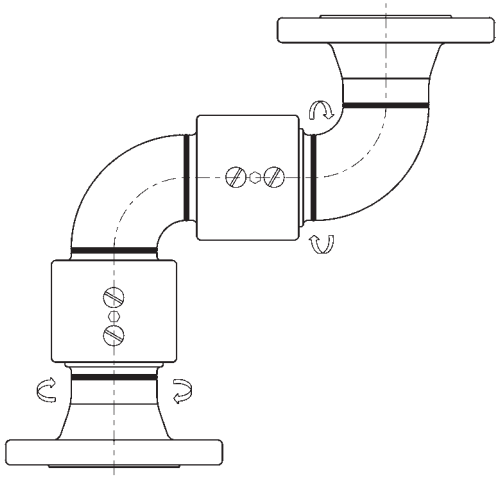

150# ASA flange x 150# ASA flange
sizes 1" - 4"

Double Plane O-Ring Style 60

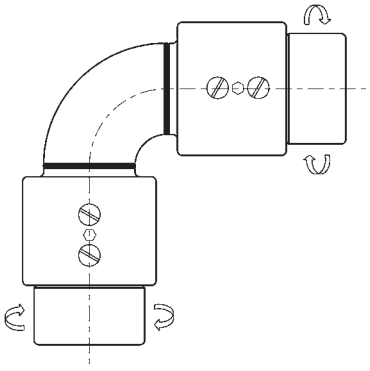

female NPT x female NPT
sizes 1" - 4"

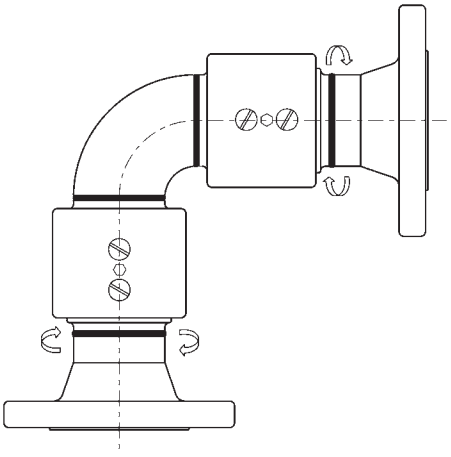

150# ASA flange x 150# ASA flange
sizes 1" - 4"

Triple Plane O-Ring Style 70

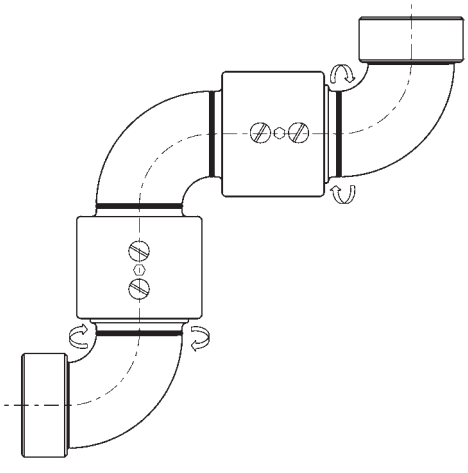

female NPT x female NPT
sizes 1" - 4"

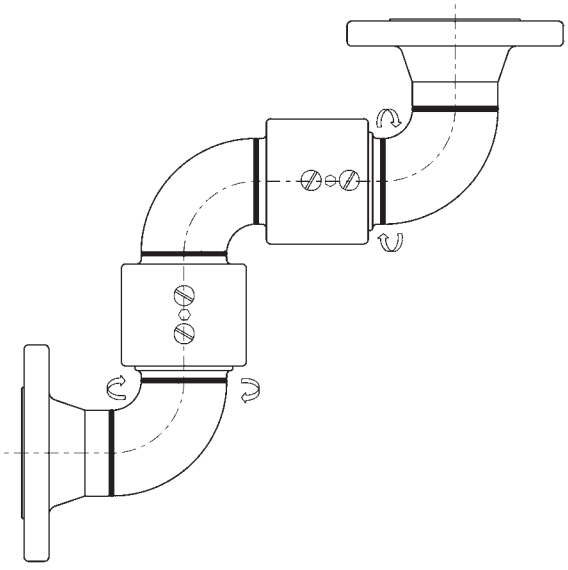

150# ASA flange x 150# ASA flange
sizes 1" - 4"

Ordering Information - Swivels

To select the proper swivel joint you need the following information:

Size: _____ Style (shape): _____

End Configuration: _____ Material: _____

Maximum Working Pressure: _____ Temperature Range: _____

Product being handled: (if a chemical, please advise concentration) _____

If for constant rotation, advise RPM: _____

If for suction service, advise maximum vacuum in inches of Mercury (Hg): _____

Our factory sales and engineering staff will be happy to help you evaluate your swivel application. Please call 800.355.1991.

	swivel size	*swivel style*	*end configuration*		*end configuration*	*swivel material*	*pressure seal (Buna-N standard)*	*dust seal (Buna-N standard)*	*retainers (V-Ring ONLY)*	*ball bearings (carbon steel standard)*	*grease*
Example	**2**	**20**	**F**	**X**	**F**	**CS**	**0**	**0**	**1**	**0**	**0**
	[A]	**[B]**	**[C]**		**[C]**	**[D]**	**[E]**	**[F]**	**[G]**	**[H]**	**[I]**

[A] Size
[B] Style (see diagrams)

[C] End Connections	**W** Weld End	**F** Female End	**FG** 150# ASA Flange	**TF** Tank Truck Flange	**PF** 300# ASA flange (not available on aluminum)
[D] Material	**CS (V-Ring)** carbon steel	**SS (V-Ring)** stainless steel	**AL** aluminum	**BR** brass	**MI** malleable iron
	OC (O-Ring) carbon steel	**OS (O-Ring)** stainless steel			

Code #	[E] Pressure Seal	[F] Dust Seal	[G] Retainers	[H] Ball Bearings	[I] Grease
0	Buna-N (standard)	Buna-N (standard)	No retainers (O-ring swivels)	Carbon steel (standard)	Standard
1	Viton®	Viton®	Aluminum (standard in CS V-ring)	440 grade stainless	FDA approved/ Food grade
2	PTFE	---	PTFE (standard in SS V-ring)	316 grade stainless	Silicone (required with EPR seals)
3	Ethylene Propylene (requires silicone grease)	Ethylene Propylene (requires silicone grease)	---	---	---
4	FDA Buna (O-ring only)	FDA Buna	---	---	---

The swivel should be packed so that the surfaces coming in contact with the fluid being handled are compatible with that fluid. In the case of the use of the swivel in submerged service this would include the dust seals and ball bearings.

Dixon always recommends the use of stainless steel ball bearings when building a swivel for submerged service since the standard carbon steel bearings could rust together making it impossible to disassemble the swivel and possibly affecting its operation.

Safety Break-away Couplings - Breaking Bolt Series

Industrial Version

The breaking bolt industrial breakaway coupling is designed to minimize spillage and damage associated with drive away and pull away incidents

- **designed to be installed between a fixed point (pipe, pump, manifold) and a hose**
- coupling automatically senses an excessive load, closes the valves and disconnects
- high flow rate / low pressure drop
- female NPT is standard, optional ANSI / DIN flanges or male NPT are available
- stainless steel or aluminum
- working pressure: stainless steel 360 PSI and aluminum 230 PSI at ambient temperature (70°F)
- Viton® is standard seal





Size	Width	Length	Weight in Lbs. Stainless	Weight in Lbs. Aluminum	Flow Rate/GPM
2"	4.5"	7"	5	3	**200**
3"	6.8"	11"	18	8	**650**
4"	8.3"	12"	34	14	**800**
5"	10.6"	14"	71	27	**1100**
6"	12"	16"	101	35	**1500**
8"	13.5"	17.7"	157	66	**3700**

Size	DN	*Stainless Steel* Part #	*Stainless Steel* Price/E	*Aluminum* Part #	*Aluminum* Price/E
2"	50	***SBC200SS***	**$3667.83**	***SBC200AL***	**$1711.86**
3"	80	***SBC300SS***	**6484.88**	***SBC300AL***	**3324.84**
4"	100	***SBC400SS***	**9960.10**	***SBC400AL***	**5085.11**
5"	125	***SBC500SS***	**0**	***SBC500AL***	**0**
6"	150	***SBC600SS***	**33608.90**	***SBC600AL***	**24709.70**
8"	200	***SBC800SSFL*** [1]	**0**	**---**	**---**

[1] 150# flange

How it Works

Safety break-away couplings have three external break bolts. In the case of axial tension all of the bolts take up the force corresponding to the break force on the hose with a safety margin.
Non-axial forces concentrate the tension forces more strongly on one bolt, so that the safety break-away coupling reacts in a natural way to the reduction of the hose break forces.

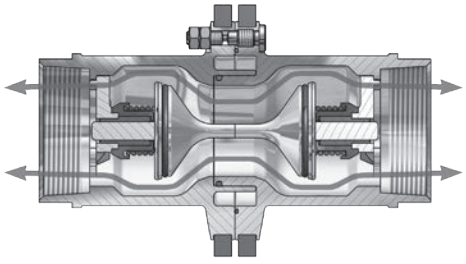

BEFORE emergency disconnect

The safety break-away valve consists of two halves, each with a valve that has a o-ring seal.

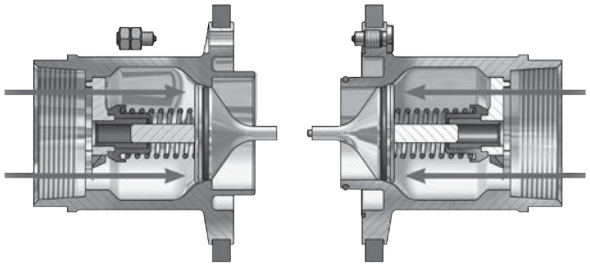

AFTER emergency disconnect

When the safety break-away couplings separate, it allows the valves to close. The two valves close rapidly, minimizing exposure to personnel and the environment.

Optional Non-Closure Design

The non-closure design is an economical alternative which allows the coupling to break away due to pull-away/drive-away incidents thus protecting piping systems and equipment. This design allows spillage of product in these instances due to the lack of valving in the coupling.

Useful in applications where non-hazardous product is being conveyed and where there are no environmental concerns. Available in both Industrial and Marine versions. Consult the factory for more information.

TTMA Series Flange Adapters

- provides a simple and easy way to quickly convert threaded components to a standard TTMA flange configuration
- more durable than welded fabrications due to the solid cast lightweight aluminum design
- design improves flow through adapter even on the 3" reducer
- compact size reduces the overall space needed to install
- for flange drilling standards, see page 669

Male Threaded



TTMA flange x male NPT

TTMA flange x standard male NPT

TTMA Flange	Male NPT	Overall Length	*Aluminum* Part #	Price/E
3"	3"	2½"	***TTF3AL-3MT***	**$82.45**
4"	3"	2½"	***TTF4AL-3MT***	**62.05**
4"	4"	2½"	***TTF4AL-4MT***	**57.55**

Extended Length - Male Threaded



TTMA flange x male NPT extended length

TTMA flange x extended length male NPT

TTMA Flange	Male NPT	Overall Length	*Aluminum* Part #	Price/E
4"	3"	5½"	***TTF4AL-3EMT***	**$82.45**
4"	4"	5½"	***TTF4AL-4EMT***	**96.25**

Female Threaded



TTMA flange x female NPT

TTMA flange x female NPT

TTMA Flange	Female NPT	Overall Length	*Aluminum* Part #	Price/E
4"	3"	2½"	***TTF4AL-3FT***	**$73.80**
4"	4"	2½"	***TTF4AL-4FT***	**73.55**

Slip-on



TTMA flange x socket weld

TTMA flange x socket weld

TTMA Flange	Pipe Size	*Aluminum* Part #	Price/E
4"	4"	***TTF400SP***	**$67.00**

Round Tank Truck Flange Gaskets (TTMA)



Size	OD	ID	THK	Material	Part #	Price/E
3"	5-5/8"	3-1/2"	1/8"	*Cork / Buna*	***300GTTFCB***	**$3.40**
3"	5-5/8"	3-1/2"	1/16"	*PTFE envelope with Klinger filler*	***300GTTFTK***	**15.10**
3"	5-5/8"	3-1/2"	1/8"	*Klingersil® C-4401*	***300GTTFK***	**9.35**
3"	5-7/8"	3-1/2"	1/4"	*PTFE with fiber core*	***40321TF***	**21.30**
4"	6-5/8"	4-9/16"	1/8"	*Cork / Buna*	***400GTTFCB***	**4.40**
4"	6-5/8"	4-9/16"	1/16"	*PTFE envelope with Klinger filler*	***400GTTFTK***	**20.75**
4"	6-5/8"	4-9/16"	1/8"	*Klingersil® C-4401*	***400GTTFK***	**17.80**
4"	6-7/8"	4-9/16"	1/4"	*PTFE with fiber core*	***40322TF***	**25.60**

API Couplers

Dixon Bayco's API coupler is completely modular so the coupler can be built with various face seal combinations to be compatible with different alternative fuel / performance levels and applications. Two models are available: bonded nose seal and replaceable nose seal.

- 4" TTMA inlet mounting flange
- 5 cam design for easy alignment and tight connection
- ball-end handle for easy, comfortable operation
- no special tools needed for maintenance
- shaft seals can be changed without removing coupler from loading arm
- link, shaft, pin and crank: hardened 17-4PH stainless steel
- cam: stainless steel

Technical Specifications:

- weight: 20 lbs.
- maximum working pressure: **150 PSI**
- peak surge pressure: 350 PSI
- operating temperature: **-20°F** to **400°F** (Viton-B® seals)
- maximum flow rate: 600 GPM
- pressure drop: 3 to 4 PSI

Replacement parts are available, contact Dixon for more information.



API coupler with bonded nose seal

Seal Material	Part #	Price/E
Buna	***5300***	**$2275.00**
Viton-B®	***5300B***	**2502.50**
Viton® GFLT	***5300G***	**2616.00**

API coupler with replaceable nose seal

Seal Material	Part #	Price/E
Buna	***5400***	**$2364.00**
Viton-B®	***5400B***	**2600.40**
Viton® GFLT	***5400G***	**2718.00**

API Load Only Valve

When used with an API coupler (shown above), the API Load only Valve can be used as a high volume Dry-Disconnect connection, suitable for applications such as rail car loading or unloading.



Description	Part #	Price/E
load only API valve without sight glass, ALH nose ring	***5204LNG***	**$516.05**

API Compatible Rack Cords

- cord is available in coiled or straight lengths
- highly visible safety orange jacket to meet trip hazard requirements
- cord is bonded mechanically and has superior abrasion and oil resistance
- cord sets are interchangeable with Scully and Civacon
- plug body is machined from 6061 aluminum and is color coded Optic Blue or Thermistor Green
- button contacts are made from 316 stainless steel to prevent corrosion
- all other hardware is stainless steel
- all wiring is compatible with standard Scully color codes and wiring number configurations
- the 9 pin conductor is shielded to be compatible with Scully VIP system



Model FT600

API Thermistor Assemblies

Description	Part #	Price/E
plug with 30' coiled cable	***FT600***	**$1036.00**
plug with 30' coiled cord for Canada	***FT600C***	**1036.00**
plug with 20' straight cable	***FT600S***	**985.85**
plug with 20' straight cord for Canada	***FT600SC***	**985.85**

replacement parts and accessories

Description	Part #	Price/E
replacement plug body	***FT601***	**$535.35**
replacement plug body for Canada	***FT601-10***	**535.35**
replacement 30' coiled cable	***FT602***	**436.95**
plug hanger	***FT603***	**311.50**

Model FT620

API Optic Assemblies

Description	Part #	Price/E
plug with 30' coiled cable	***FT620***	**$1036.00**
plug with 20' straight cable	***FT620S***	**985.85**

replacement parts and accessories

Description	Part #	Price/E
replacement plug body	***FT621***	**$551.45**
replacement 30' coiled cable	***FT622***	**450.10**
plug hanger	***FT623***	**320.85**

Dixon Vapor Recovery Couplers

SAFETY ALERT

- Not intended for liquid service, for vapor recovery *only*.
- cast aluminum body
- bronze arms with stainless steel pins
- plated carbon steel finger rings
- Buna-N gasket



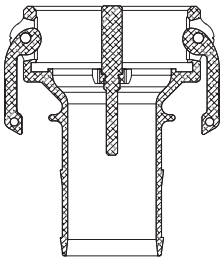

coupler with probe x hose shank

Coupler Size	Hose Shank Size	*Aluminum* Part #	Price/E
4"	3"	***4030-CVR-AL***	**$129.10**
4"	4"	***400-CVR-AL***	**137.00**



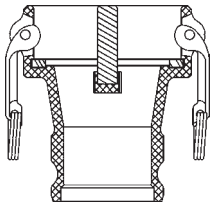

coupler with probe x adapter

Coupler Size	Adapter Size	*Aluminum* Part #	Price/E
4"	3"	***4030-DAVR-AL***	**$138.90**



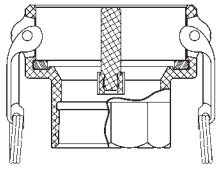

coupler with probe x female NPT

Coupler Size	Female NPT Size	*Aluminum* Part #	Price/E
4"	3"	***4030-DVR-AL***	**$144.00**
4"	4"	***400-DVR-AL***	**147.00**



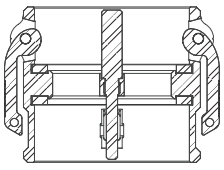

coupler with probe x coupler with probe

Coupler Size	Coupler Size	*Aluminum* Part #	Price/E
4"	4"	***400-DDVR-AL***	**$157.10**

Dixon Bayco Vapor Recovery Couplers

SAFETY ALERT

- Not intended for liquid service, for vapor recovery *only*.
- for replacement handles use part number ***CARP34BZ*** page 63
- for use with 3" vapor hose
- cast aluminum body, bronze arms with stainless steel pins and finger rings
- Buna-N gasket



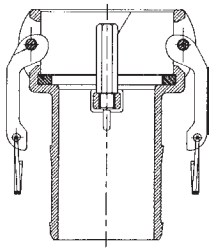

coupler with probe x hose shank

Coupler Size	Hose Shank Size	*Aluminum* Part #	Price/E
3"	3"	***VRC3000AL***	**$135.75**



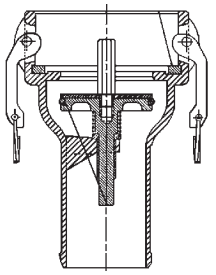

coupler with poppet and probe x hose shank

Coupler Size	Hose Shank Size	*Aluminum* Part #	Price/E
4"	3"	***VR4030CS-AL***[1]	**$200.95**

SAFETY ALERT

- The VR4030CS-AL has a Viton® O-ring poppet seal.

[1] The VR4030CS-AL will interchange with all competitor vapor valves *except* Civacon #633LVH (special bulb design).

TTMA Flange Extensions

Flange extensions are used on load arms to connect the API load coupler to the load arm.
- adds a 6" space between the load arm and the tank truck
- Flange extension with groove provides a specified parting point to prevent excessive damage to the loading arm.



TETF4AL



TETFG4AL

Size	Description	*Aluminum* Part #	Price/E
4"	TTMA flange extension	***TETF4AL***	**$127.00**
4"	TTMA flange extension with groove	***TETFG4AL***	**132.00**

Type 35 Loading Arm Swivel

- TTMA loading arm swivel with D style shovel handle
- TTMA flanges on both ends
- shovel handle is used to guide the API load coupler onto the adapter on the tank truck
- long radius elbow improves the flow into the API load coupler and provides spacing between the load arm and the tank truck
- can be used with flange extensions above



style 40

Size	Description	*Aluminum* Part #	Price/E
4"	style 44H tank truck x Buna tank truck flange	***44HTFXTFAL00000***	**$1400.00**
4"	style 44H tank truck x Viton® tank truck flange	***44HTFXTFAL11000***	**1400.00**
4"	style 30 tank truck x Buna tank truck flange	***43HTFXTFAL00000***	**1200.00**
4"	style 30 tank truck x Viton® tank truck flange	***43HTFXTFAL11000***	**1200.00**



style 30

Type 35 Loading Arm Swivel Replacement Parts

- two repair kits are required for style 50

Size	Description	Part #	Price/E
4"	aluminum nipple	***ATN100x7***	**$20.00**
	D style shovel handle	***100DHAN-AL***	**30.80**
	Buna repair kit	***4RKOBU***	**35.00**
	Viton® repair kit	***4RKOVIVI***	**53.00**

Sealants

Megaboost Grease Gun



- Quick connect threadless barrel reduces downtime when reloading grease. Never worry about crossing threads on the barrel.
- takes half the time to reload grease
- automatically bleeds air when reconnecting the barrel and head, reducing air locks and priming problems
- boost mode - 10,000 PSI clears clogged fittings
- volume mode - 20% more grease per stroke

Part #	Price/E
L1185L	**$334.80**

Thread Sealant Paste



- temperature range: **-300°F** to **500°F**

Can Size	Part #	Price/E	Opt Qty
¼ pint	***LCTS14***	**$14.75**	12
½ pint	***LCTS1***	**21.55**	24
1 pint	***LCTS2***	**33.75**	12
1 quart	***LCTS3***	**60.35**	12

Industrial PTFE Tape ***(White)***



- meets Military Specification MIL-T-27730A
- thickness: 3.00 and 3.5 mil (.09 mm)
- temperature range: **-212°F** to **500°F**

Size	Length	Part #	Price/E	Opt Qty
½"	260"	***TTA50***	**$0.90**	500
½"	520"	***TTB50***	**1.50**	500
½"	1296"	***TTC50***	**4.50**	500
¾"	260"	***TTA75***	**1.40**	350
¾"	520"	***TTB75***	**2.25**	350
1"	520"	***TTB100***	**2.85**	250

Stainless Steel PTFE Tape ***(Gray)***



- thickness: 4 mil
- temperature range: **-58°F** to **600°F**
- meets Military Specification MIL-T-27730A
- TFE acts as a chemical protection and lubricant
- especially useful on stainless steel threaded joints or connections
- 100% PTFE with nickel added
- nickel acts like a ball bearing

Size	Length	Part #	Price/E	Opt Qty
½"	260"	***TTA50SS***	**$15.70**	10

Industrial Heavy Duty PTFE Tape ***(Pink)***



- thickness: 4 mil
- temperature range: **-400°F** to **500°F**

Size	Length	Part #	Price/E	Opt Qty
½"	540"	***TTBP50***	**$7.50**	330

PTFE Tape for LP Gas ***(Yellow)***



- thickness: 4 mil
- service temperature: **500°F** (260°C)
- Underwriters Listed

Size	Length	Part #	Price/E	Opt Qty
½"	260"	***TTA50LP***	**$3.80**	500

Joint Sealant Gasket Material

- GORE-TEX® Interchangeable
- Form-In-Place expanded PTFE gasket material with adhesive backing
- manufactured from 100% virgin PTFE
- unaffected by all common chemicals (pH from 0-14)
- unlimited shelf life
- resilient with low cold flow
- requires less force than standard gasket materials
- pressure range from vacuum to 3000 PSI
- temperature range: **-450°F** to **600°F**
- made in the USA
- larger spools are available, consult factory for price and availability
- FDA compliant #21CFR177.1550



Size	Length	Part #	Price/E
1/4"	20'	***LCJS4-20***	**$69.45**
1/4"	50'	***LCJS4-50***	**159.55**
3/8"	25'	***LCJS6-25***	**127.50**
1/2"	15'	***LCJS8-15***	**127.50**
3/4"	15'	***LCJS12-15***	**291.85**

Leak Detector

- detects leaks by forming bubbles which remain for up to ten minutes
- will not cause corrosion or deterioration
- color: fluorescent yellow
- non-toxic, non-freezing
- temperature range: **-7°F** (-20°C) to **180°F** (82°C)
- meets Federal specification MIL-L-25567-C



Size	Part #	Price/E	Case Qty
8 oz.	***LCLD***	**$11.90**	24

Dixon Coupling Lubricant

For use in assembly operations involving natural or synthetic rubber or plastic. Also an excellent lubricant when rubber or plastic needs to be cut, machined, pressed, turned, trimmed or ground.

- biodegradable lubricant for coupling shanks



DCL20 DCL80

Size	Part #	Price/E
1 liter	***DCL20***	**$35.70**
4 liters	***DCL80***	**91.25**

WD-40 Smart Straw

- permanently attached straw
- flip up for a precision spray; flip down for regular spray action
- should not be used as a lubricant for coupling shanks SAFETY ALERT
- sold in case quantities only



Size	Part #	Price/E	Case Qty
11 oz.	***WD40***	**$18.80**	12

Coupling Inserter for Large Hose



- highly portable
- inserts 4", 5", 6", 8", 10" and 12" couplings
- includes CI96AH pump (shown below)

Part #	Price/E
CI9	**$5180.00**

- *coupling inserter pusher plates (not shown) must be purchased separately*

Hose ID	Part #	Price/E
4" - 5"	***45CIPUSH***	**$300.00**
6" - 8"	***68CIPUSH***	**380.00**
10" - 12"	***1012CIPUSH***	**530.25**

Coupling Inserters



coupling inserter with hand pump



air/hydraulic foot pump

- for insertion of hose shanks into hose with a 2¾" to 7¼" OD

Description	Part #	Price/E
Supplied with a **10,000 PSI** hand pump and 5 ton ram	***CI96***	**$6015.00**
Supplied with a **10,000 PSI** air/ hydraulic pump and 5 ton ram	***CI96AH***	**7095.00**
Small jaws for 1" to 3" OD hose	***CI9311SML***	**180.00**

Hand Hydrotest Pump



- stainless steel piston, aluminum body
- designed for use in testing pipe lines, pressure tanks and pressure vessels
- uses efficient and long lasting check valves
- cylinder displacement: 1.37 cubic inches
- 0-1000 PSI pressure gauge, 10' pressure hose and quick disconnect coupler included
- piston: 7/8" with 2" stroke

Inlet NPT	Outlet NPT	Working Pressure PSI	Part #	Price/E
½"	½"	**1000**	***HHTP***	**$1827.90**

Hydrostatic Test Pumps

A safe, cost effective pump to test hose before putting it into service.

Electric

- **1.3 GPM** fill rate
- test pressure: **200** to **2000 PSI**
- suction strainer keeps dirt out of pump
- high pressure test gauge
- 115v motor
- 2 ft. power cord
- easy to use, portable



Description	Part #	Price/E
electric test pump	***ETP***	**$4600.00**

Pneumatic

- **5.5 GPM** fill rate
- test pressure: **0** to **1500 PSI**
- stainless interior
- air gauge for quick, easy adjustment of maximum test pressure
- high pressure test gauge
- filter/regulator for clean, dry air to ensure long life of unit
- on - off valve for air input
- 15 ft. of hose included
- easy to use, portable
- Use of coalescing filter and water filter recommended for prolonged life.



Description	Part #	Price/E
pneumatic test pump	***PTP***	**$5980.00**

Hydrostatic Test Pump Accessories

- cost effective, pre-assembled caps or plugs to quickly set up and test hoses
- Caps and plugs come equipped with ½" brass straight-through plugs for quick attachment to the intermediate hose on the test pump (Pneumatic Test Pump) and bleed-off valve.

cam & groove test caps for male adapters

Size	*Iron* Part #	Price/E
1"	***ID100TC***	**$160.00**
1½"	***ID150TC***	**250.00**
2"	***ID200TC***	**196.50**
3"	***ID300TC***	**335.00**
4"	***ID400TC***	**520.00**

cam & groove test plugs for female couplers

Size	*Iron* Part #	Price/E
1"	***IA100TP***	**$140.00**
1½"	***IA150TP***	**175.00**
2"	***IA200TP***	**160.00**
3"	***IA300TP***	**350.00**
4"	***IA400TP***	**380.00**

female NPT test caps

Size	*Iron* Part #	Price/E
1"	***NPT100TC***	**$129.40**
1½"	***NPT150TC***	**170.00**
2"	***NPT200TC***	**200.00**
3"	***NPT300TC***	**350.00**
4"	***NPT400TC***	**400.00**

male NPT test plugs

Size	*Iron* Part #	Price/E
1"	***100TP***	**$205.00**
1½"	***150TP***	**220.00**
2"	***200TP***	**200.00**
3"	***300TP***	**291.50**
4"	***400TP***	**405.00**

bleed-off valve

Description	Part #	Price/E
for pneumatic test pump	***IBV50BOV***	**$89.80**

FRL Attachment Accessories

Description	Part #	Price/E
3/8" Wilkerson modular coalescing filter (automatic drain)	***M16-03A***	**$276.25**
3/8" Wilkerson modular coalescing filter (manual drain)	***M16-03M***	**220.60**
Modular sleeve needed to connect M16-03A or M16-03M	***GPA-95-292***	**17.00**

Spill Kits



oil spill kit



universal spill kit

Spill kits are easily stored behind a seat or in a storage compartment allowing drivers to act quickly when responding to a spill.

Poly-zip bag and bucket kits contain:

- 10 pads (15" x 19")
- 3 socks (3" x 4')
- 2 disposal bags with ties
- 1 pair Nitrile gloves

Part #	Description	Price/E
DSK5-O	oil only, in 6½ gallon pail	**$122.10**
DSK5-U	universal, in 6½ gallon pail	**118.40**
DSKB-O	oil only, in clear poly bag with zipper	**85.10**
DSKB-U	universal, in clear poly bag with zipper	**80.15**

Heavy-Duty Lava Hand Cleaner



- heavy duty hand cleaner with pumice
- 7.5 fl oz pump bottle
- sold in case quantity only

Part #	Case Qty	Price/E
LAVA221	12	**$11.50**

Marking Pens



- marks on wood, glass, paper, metal, and many other surfaces
- permanent mark, but can be removed with fluid remover
- unique valve action prevents tip drying

Color	Part #	Price/E
black	***BK91***	**$14.40**
white	***WT91***	**14.40**
yellow	***YW91***	**14.40**

Dixon Soft Hose Mallet



- soft mallet for pounding metal objects without damaging them
- The head material will not crack and is firmly attached to strong shaft-handle.
- length: 23"
- weight: 10 lbs.

Part #	Price/E
DCM1	**$350.00**

Dixon Hose Knife



- for fast cutting of rubber hose and belting
- guard protects hand while cutting

Part #	Price/E
DRK15	**$24.35**

Diameter Tape



- 6' tape for quickly finding the outside diameter of any cylindrical object
- converts circumference to OD at the measured point
- ABS case

Part #	Price/E
DDT1	**$17.50**

Spiral Guard™ Hose and Cable Protection

Provides heavy duty hose, cable or wire protection. Used in mining, quarrying, forestry, offshore industries and most hydraulic hose applications.

- crush and high abrasion resistance
- chemical and UV ray resistant
- self-lubricating to reduce hose wear
- easy to install on-site
- smooth radius on all edges
- can be used on single or multiple hose bundles
- spiral guard ID is equal to the guard at rest
- sold in coil lengths only



Flame Retardant Product

- approved by MSHA 1C-231/1
- flame retardant and self extinguishing
- temperature range: **-148°F** to **212°F**, (-100°C to 100°C)

Nominal ID	Coil Length	OD Range (inches)	Part #	Price/E
1/2"	66'	1/2" to 5/8"	***FRSGX16***	**$206.55**
5/8"	66'	5/8" to 7/8"	***FRSGX20***	**274.85**
3/4"	66'	7/8" to 1-1/16"	***FRSGX25***	**360.25**
15/16"	66'	1-1/16" to 1-1/4"	***FRSGX32***	**659.95**
1-1/4"	66'	1-1/4" to 1-5/8"	***FRSGX40***	**832.30**
1-1/2"	66'	1-5/8" to 2-1/8"	***FRSGX50***	**1184.75**
1-15/16"	66'	2" to 2-1/2"	***FRSGX63***	**1509.25**
2-3/8"	66'	2-1/2" to 3-1/4"	***FRSGX75***	**1871.05**
2-5/8"	66'	3" to 6"	***FRSGX90***	**2127.25**
3-3/16"	33'	6" plus	***FRSGX110***	**1415.35**

Standard Product

- not flame retardant
- temperature range: **-58°F** to **194°F**, (-50°C to 90°C)

Nominal ID	Coil Length	OD Range (inches)	Part #	Price/E
1/2"	66'	1/2" to 5/8"	***NFSGX16***	**$102.50**
5/8"	66'	5/8" to 7/8"	***NFSGX20***	**142.90**
3/4"	66'	7/8" to 1-1/16"	***NFSGX25***	**197.20**
15/16"	66'	1-1/16" to 1-1/4"	***NFSGX32***	**282.60**
1-1/4"	66'	1-1/4" to 1-5/8"	***NFSGX40***	**419.25**
1-1/2"	66'	1-5/8" to 2-1/8"	***NFSGX50***	**549.70**
1-15/16"	66'	2" to 2-1/2"	***NFSGX63***	**754.65**
2-3/8"	66'	2-1/2" to 3-1/4"	***NFSGX75***	**1080.70**
2-5/8"	66'	3" to 6"	***NFSGX90***	**1397.50**
3-3/16"	33'	6" plus	***NFSGX110***	**832.30**

Fire Jacket for Hose

Used to protect hose and hose assemblies, tubing, piping, wiring and cables from high temperatures or molten splash. Helps maintain line temperature and reduce environmental overheating and overcooling.

- Sleeving slides easily over hose and expands to go over fittings.
- resistant to hydraulic fluids and lubricating oil
- color is iron oxide red
- compounded silicone rubber coating over fiberglass
- completely non-asbestos
- supplied in 50' lengths
- temperature range: **-65°F** to **500°F** (-54°C to 260°C)

Nominal ID	Part #	Price/E	Nominal ID	Part #	Price/E
1/4"	***0610-4***	**$180.05**	1¼"	***3210-20***	**$461.35**
3/8"	***1010-6***	**213.80**	1½"	***3810-24***	**523.25**
1/2"	***1310-8***	**236.30**	1¾"	***4510-28***	**650.00**
5/8"	***1610-10***	**270.05**	2"	***5110-32***	**753.90**
3/4"	***1910-12***	**301.00**	2½"	***6410-40***	**922.70**
7/8"	***2210-14***	**360.10**	3"	***7610-48***	**1353.05**
1"	***2510-16***	**382.60**	4"	***10210-64***	**1668.15**



Fiberglass Sleeving

- Braided texturized fiberglass tubing provides thermal insulation protection in applications with service temperatures up to **1000°F**.
- supplied in a continuous length of 100'
- 1/16" wall thickness is braided from texturized E-glass filament yarns. The untreated tubing is flexible and expands to cover changing diameters.

Nominal ID	Part #	Price/E	Nominal ID	Part #	Price/E
1/4"	***LW04200***	**$78.80**	1-1/4"	***LW20200***	**$213.80**
3/8"	***LW06200***	**78.80**	1-1/2"	***LW24200***	**309.45**
1/2"	***LW08200***	**123.80**	2"	***LW32200***	**360.10**
5/8"	***LW10200***	**129.40**	2-1/2"	***LW40200***	**388.20**
3/4"	***LW12200***	**135.05**	3"	***LW48200***	**421.95**
7/8"	***LW14200***	**151.95**	3-1/2"	***LW56200***	**506.35**
1"	***LW16200***	**208.20**	4"	***LW64200***	**523.25**



Fire Tape



- fiberglass coated silicone rubber
- fluid resistant to hydraulic fluids and lubricating oils
- color is iron oxide red
- temperature range: **-65°F** to **500°F**

Size	Length	Part #	Price/E
3" width	50'	***4055-3***	**$641.40**

Fire Tape for Hose



Silicone rubber tape used to seal the ends of fire sleeves to prevent fraying.

- completely non-asbestos
- color is iron oxide red
- temperature range: **-45°F** to **380°F** (-45°C to 200°C)

Size	Length	Part #	Price/E
1"	12 yards	***FTH100***	**$51.10**

Nylon Protective Sleeves - MSHA Accepted



- Woven nylon tubular sleeving, ideal for use as a protective covering on hydraulic and industrial hose.
- Tight weave of the seamless tubular sleeving helps dispense the flow of fluid in a ruptured hose.
- MSHA accepted, withstands temperatures up to **275°F** (135°C) and fully passes flammability tests.

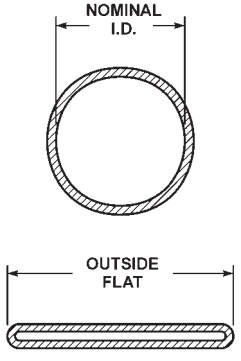

Nominal ID	Outside Flat	*100' rolls*		*300' rolls*	
		Part #	Price/E	Part #	Price/E
0.90"	1.50"	***DHS90-100***	**$142.35**	***DHS90-300***	**$388.20**
1.00"	1.66"	***DHS100-100***	**152.90**	***DHS100-300***	**417.00**
1.13"	1.88"	***DHS106-100***	**164.10**	***DHS106-300***	**447.40**
1.25"	2.13"	***DHS122-100***	**186.95**	***DHS122-300***	**509.85**
1.46"	2.25"	***DHS138-100***	**212.95**	***DHS138-300***	**580.70**
1.42"	2.50"	***DHS142-100***	**218.35**	***DHS142-300***	**595.45**
1.58"	2.75"	***DHS159-1-100***	**226.10**	***DHS159-1-300***	**616.55**
1.78"	2.88"	***DHS175-100***	**248.25**	***DHS175-300***	**677.00**
1.91"	3.00"	***DHS181-100***	**262.00**	***DHS181-300***	**714.50**
2.18"	3.63"	***DHS219-100***	**330.60**	***DHS219-300***	**901.70**
2.38"	3.88"	***DHS238-100***	**392.55**	***DHS238-300***	**1070.45**
2.65"	4.25"	***DHS263-100***	**418.55**	***DHS263-300***	**1141.50**
2.86"	4.75"	***DHS288-100***	**461.15**	***DHS288-300***	**1257.65**
3.65"	5.88"	***DHS366-100***	**550.05**	***DHS366-300***	**1500.00**

Stretch Straps

- durable tie down straps
- made of EPDM
- length does not include S-hooks
- S-hooks are steel

Length	Part #	Price/E
10"	***SSE10***	**$3.00**
15"	***SSE15***	**3.80**
21"	***SSE21***	**4.40**
31"	***SSE31***	**5.20**
41"	***SSE41***	**6.25**



WARNING!!
Failure to comply with this warning may result in serious damage and/or personal injury.
Maximum end to end safe stretch = 150% of length
- do not exceed maximum safe stretch
- inspect before each use, do not use if strap is cut, cracked or abraded
- inspect hooks for damage and/or wear. Replace if needed.
- protect strap from sharp edges or heat.
- wear eye protection during use
- do not use this product as the primary tie down
- refer to federal or state regulations for proper tie down methods

SAFETY ALERT

Safety Tag

Dixon strongly recommends the use of a safety tag or warning label on all hose assemblies.

- sold in quantities of 100 only

Size	Part #	Price/E
5" x 2-3/8"	***DWL100***	**$0.40**



WARNING!!
- worn-out hose fittings should be replaced
- loose clamps on hose can be dangerous
- bolt type clamps should be retensioned regularly
- for extra safety, retaining devices such as clips, chains or cables must be used

SAFETY ALERT

Safety Tape

Dixon strongly recommends the use of a safety tag or warning label on all hose assemblies.

- length of tape - 55 yards, approximately 255 warnings

Size	Part #	Price/E
1½"	***DSTW***	**$20.70**



WARNING!!
- worn-out hose fittings should be replaced
- loose clamps on hose can be dangerous
- bolt type clamps should be retensioned regularly
- for extra safety, retaining devices such as clips, chains or cables must be used

SAFETY ALERT

Weatherproof First Aid Kit

- polypropylene case
- kit supports 25 persons
- each kits includes:
  adhesive strips, large wound pads, eye pads, triangular bandage, first aid / burn cream, eye flush, elastic bandages, scissors, forceps, first aid instructions, gauze pads, adhesive tape, antiseptic towelettes, aspirin, cold pack, latex exam gloves
- 10 person and 50 person kits are also available, consult the factory for price and availability

Weight	Part #	Price/E
1.8 lbs.	***FAK25P***	**$72.75**



Nominal

Suitable for conveying chemicals, foods, pharmaceuticals, oils, gas, fuels and steam. Available in a variety of end connections in brass, carbon steel and stainless steel.

- nominal standard smooth bore PTFE hose meets SAE100R14
- size range: dash-3 to dash-20
- operating temperature: **-76°F** to **500°F** (-60°C to 260°C)
- 304 stainless braided
- Extruded or heat shrink coverings are available upon request.
- boxed coils (bulk, per ft. lengths and full reels available from the factory)

Nominal Smooth Bore PTFE Hose (*fittings not included*)





Nominal Size	Average ID	Length in Feet	Dash Size	*White, non-conductive tube* Part #	Price/E	*Black, conductive tube* Part #	Price/E
3/16"	.125"	100	dash-03	***WSB-03-100***	**$539.95**	***BSB-03-100***	**$593.95**
1/4"	.187"	100	dash-04	***WSB-04-100***	**557.00**	***BSB-04-100***	**612.70**
5/16"	.250"	100	dash-05	***WSB-05-100***	**630.85**	***BSB-05-100***	**693.95**
3/8"	.312"	100	dash-06	***WSB-06-100***	**710.45**	***BSB-06-100***	**781.50**
3/8T"	.375"	100	dash-06T	***WSB-06T-100***	**807.05**	***BSB-06T-100***	**887.75**
1/2"	.405"	100	dash-08	***WSB-08-100***	**824.10**	***BSB-08-100***	**906.50**
5/8"	.500"	100	dash-10	***WSB-10-100***	**1011.65**	***BSB-10-100***	**1112.80**
3/4"	.625"	100	dash-12	***WSB-12-100***	**1242.75**	***BSB-12-100***	**1312.85**
3/4T"	.750"	50	dash-12T	***WSB-12T-50***	**943.45**	***BSB-12T-50***	**1037.80**
1"	.875"	50	dash-16	***WSB-16-50***	**1031.55**	***BSB-16-50***	**1134.70**
1T"	1.000"	50	dash-16T	***WSB-16T-50***	**1244.65**	***BSB-16T-50***	**1369.15**
1-1/4"	1.125"	50	dash-20T	***WSB-20Z-50*** [1]	**2614.35**	***BSB-20Z-50*** [1]	**2875.80**

[1] Double braided

Nominal Fittings

Crimp Collars for all Nominal fittings are included

Female JIC Swivel



Hose Size	Thread Size	*Carbon Steel* Part #	Price/E	*304 Stainless Steel* Part #	Price/E	*Brass* Part #	Price/E	Box Qty
dash 4	1/4"	***FJC-04-04***	**$7.90**	***FJS-04-04***	**$21.15**	***FJB-04-04***	**$6.15**	25
dash 5	5/16"	***FJC-05-05***	**13.45**	***FJS-05-05***	**23.45**	***FJB-05-05***	**9.60**	25
dash 6	3/8"	***FJC-06-06***	**15.00**	***FJS-06-06***	**27.15**	***FJB-06-06***	**10.65**	25
dash 8	1/2"	***FJC-08-08***	**15.10**	***FJS-08-08***	**37.60**	***FJB-08-08***	**12.15**	25
dash 10	5/8"	***FJC-10-10***	**17.55**	***FJS-10-10***	**49.75**	***FJB-10-10***	**17.70**	25
dash 12	3/4"	***FJC-12-12***	**22.85**	***FJS-12-12***	**71.30**	***FJB-12-12***	**32.30**	10
dash 16	1"	***FJC-16-16***	**36.80**	***FJS-16-16***	**123.50**	***FJB-16-16***	**43.20**	10
dash 20Z	1¼"	***FJC-20Z-20***	**123.70**	***FJS-20Z-20***	**195.30**	***FJB-20Z-20***	**0**	5

Rigid Male Pipe



Hose Size	Thread Size	*Carbon Steel* Part #	Price/E	*304 Stainless Steel* Part #	Price/E	*Brass* Part #	Price/E	Box Qty
dash 4	1/8"	***MPC-04-02***	**$7.15**	***MPS-04-02***	**$13.40**	***MPB-04-02***	**$6.05**	25
dash 4	1/4"	***MPC-04-04***	**6.70**	***MPS-04-04***	**16.50**	***MPB-04-04***	**5.90**	25
dash 5	1/4"	***MPC-05-04***	**8.90**	***MPS-05-04***	**15.50**	***MPB-05-04***	**7.40**	25
dash 6	1/4"	***MPC-06-04***	**11.85**	***MPS-06-04***	**22.70**	***MPB-06-04***	**10.50**	25
dash 6	3/8"	***MPC-06-06***	**9.25**	***MPS-06-06***	**19.00**	***MPB-06-06***	**10.00**	25
dash 8	3/8"	***MPC-08-06***	**13.15**	***MPS-08-06***	**30.85**	***MPB-08-06***	**14.00**	25
dash 8	1/2"	***MPC-08-08***	**12.85**	***MPS-08-08***	**31.50**	***MPB-08-08***	**13.25**	25
dash 10	1/2"	***MPC-10-08***	**23.50**	***MPS-10-08***	**33.00**	***MPB-10-08***	**16.30**	25
dash 12	3/4"	***MPC-12-12***	**23.35**	***MPS-12-12***	**51.40**	***MPB-12-12***	**31.40**	10
dash 16	1"	***MPC-16-16***	**43.25**	***MPS-16-16***	**111.25**	***MPB-16-16***	**57.10**	10
dash 20Z	1¼"	***MPC-20Z-20***	**77.30**	***MPS-20Z-20***	**154.05**	***MPB-20Z-20***	**0**	5

Female SAE Swivel



Hose Size	Thread Size	*Carbon Steel* Part #	Price/E	*Brass* Part #	Price/E	Box Qty
dash 6	3/8"	***SAEC-06-06***	**20.10**	***SAEB-06-06***	**12.55**	25
dash 12	3/4"	***SAEC-12-12***	**30.25**	***SAEB-12-12***	**38.30**	10

Nominal PTFE Hose Insertion Tool and Dies

New for 2012

Designed to take the hassle out of installing crimp collars onto braided PTFE Hose. With a few simple steps even the most challenging braid can be easily and safely inserted into the crimp collar.

Description	Size	Part #	Price/E
tool / die holder	---	***ITDH***	**$310.00**
die	dash 4	***ITD-04***	**206.00**
die	dash 5	***ITD-05***	**206.00**
die	dash 6	***ITD-06***	**206.00**
die	dash 8	***ITD-08***	**206.00**
die	dash 10	***ITD-10***	**206.00**
die	dash 12	***ITD-12***	**206.00**
die	dash 16	***ITD-16***	**206.00**



Nominal Smooth Bore PTFE Hose Fittings

Tube End Stubs

- crimp collars for all nominal fittings are included

Hose Size	Thread Size	*304 Stainless Steel* Part #	Price/E
dash 4	1/4"	***TES-04-04***	**23.75**
dash 6	3/8"	***TES-06-06***	**29.20**
dash 8	1/2"	***TES-08-08***	**50.15**
dash 12	3/4"	***TES-12-12***	**125.90**
dash 16	1"	***TES-16-16***	**141.50**



45° FJIC

Hose Size	Thread Size	*304 Stain. Steel* Part #	Price/E	*Carbon Steel* Part #	Price/E
dash 3	3/16"	***FJS45-03-03***	**$56.90**	***FJC45-03-03***	**$21.45**
dash 4	1/4"	***FJS45-04-04***	**63.45**	***FJC45-04-04***	**24.40**
dash 5	5/16"	***FJS45-05-05***	**64.85**	***FJC45-05-05***	**26.15**
dash 6	3/8"	***FJS45-06-06***	**71.10**	***FJC45-06-06***	**27.60**
dash 8	1/2"	***FJS45-08-08***	**88.60**	***FJC45-08-08***	**33.50**
dash 10	5/8"	***FJS45-10-10***	**99.20**	***FJC45-10-10***	**38.70**
dash 12	3/4"	***FJS45-12-12***	**125.15**	***FJC45-12-12***	**53.20**
dash 16	1"	***FJS45-16-16***	**218.65**	***FJC45-16-16***	**70.10**
dash 20Z	1-1/4"	***FJS45-20Z-20***	**272.00**	***FJC45-20Z-20***	**103.55**



90° FJIC

Hose Size	Thread Size	*304 Stain. Steel* Part #	Price/E	*Carbon Steel* Part #	Price/E
dash 3	3/16"	***FJS90-03-03***	**56.90**	***FJC90-03-03***	**$21.45**
dash 4	1/4"	***FJS90-04-04***	**63.45**	***FJC90-04-04***	**24.40**
dash 5	5/16"	***FJS90-05-05***	**64.85**	***FJC90-05-05***	**26.15**
dash 6	3/8"	***FJS90-06-06***	**71.10**	***FJC90-06-06***	**27.60**
dash 8	1/2"	***FJS90-08-08***	**88.60**	***FJC90-08-08***	**33.50**
dash 10	5/8"	***FJS90-10-10***	**99.20**	***FJC90-10-10***	**38.70**
dash 12	3/4"	***FJS90-12-12***	**125.15**	***FJC90-12-12***	**53.20**
dash 16	1"	***FJS90-16-16***	**218.65**	***FJC90-16-16***	**70.10**
dash 20Z	1-1/4"	***FJS90-20Z-20***	**272.00**	***FJC90-20Z-20***	**103.55**



True ID

Suitable for conveying acids, chemicals, foods and pharmaceuticals.

- range: ¼" to 2"
- operating temperature: **-76°F** to **500°F** (-60°C to 260°C)
- boxed coils (bulk, per ft. lengths and full reels available from the factory)
- stainless braided
- Other braids including synthetic, extruded and heat shrink coverings are available upon request.

True ID Hose (*fittings not included*)



True ID Open Pitch Convoluted Hose

Size	*White, non-conductive* Part #	Price/E	*Black, conductive* Part #	Price/E
1/4"	***WOC-T04-50***	**$1062.80**	***BOC-T04-50***	**$1169.10**
3/8"	***WOC-T06-50***	**1062.80**	***BOC-T06-50***	**1169.10**
1/2"	***WOC-T08-50***	**1193.50**	***BOC-T08-50***	**1312.85**
3/4"	***WOC-T12-50***	**1395.30**	***BOC-T12-50***	**1534.80**
1"	***WOC-T16-50***	**2264.85**	***BOC-T16-50***	**2491.30**
1¼"	***WOC-T20-50***	**2716.65**	***BOC-T20-50***	**2988.30**
1½"	***WOC-T24-25***	**1763.30**	***BOC-T24-25***	**1939.60**
2"	***WOC-T32-25***	**2247.80**	***BOC-T32-25***	**2472.55**

Heavy Wall True ID Smooth Bore Hose

Size	*White, non-conductive* Part #	Price/E	*Black, conductive* Part #	Price/E
1/4"	***WTB-T04-50***	**$485.95**	***BTB-T04-50***	**$653.30**
3/8"	***WTB-T06-50***	**599.60**	***BTB-T06-50***	**806.50**
1/2"	***WTB-T08-50***	**747.40**	***BTB-T08-50***	**1003.40**
3/4"	***WTB-T12-50***	**1239.00**	***BTB-T12-50***	**1666.10**
1"	***WTB-T16-50***	**1665.25**	***BTB-T16-50***	**2238.10**
1"	***WTB-T16Z-50*** [1]	**0**	***BTB-T16Z-50*** [1]	**0**
1¼"	***WTB-T20Z-50*** [1]	**0**	***BTB-T20Z-50*** [1]	**0**
1½"	***WTB-T24Z-50*** [1]	**0**	***BTB-T24Z-50*** [1]	**0**

[1] double braid

True ID Fittings

Crimp Collars for all True ID fittings are sold separately



Female JIC Swivel

Size	*Carbon Steel* Part #	Price/E	*316 Stainless Steel* Part #	Price/E	Box Qty
1/4"	***FJC-T04***	**$11.05**	***FJR-T04***	**$28.25**	10
3/8"	***FJC-T06***	**12.00**	***FJR-T06***	**34.50**	10
1/2"	***FJC-T08***	**22.25**	***FJR-T08***	**44.50**	10
3/4"	***FJC-T12***	**25.60**	***FJR-T12***	**66.15**	10
1"	***FJC-T16***	**32.65**	***FJR-T16***	**114.80**	10
1¼"	***FJC-T20***	**65.00**	***FJR-T20***	**213.25**	10
1½"	***FJC-T24***	**83.50**	***FJR-T24***	**297.55**	10
2"	***FJC-T32***	**147.50**	***FJR-T32***	**495.35**	10



Rigid Male Pipe

Size	*Carbon Steel* Part #	Price/E	*316 Stainless Steel* Part #	Price/E	Box Qty
1/4"	***MPC-T04***	**$6.05**	***MPR-T04***	**$24.00**	10
3/8"	***MPC-T06***	**8.35**	***MPR-T06***	**31.75**	10
1/2"	***MPC-T08***	**18.75**	***MPR-T08***	**41.50**	10
3/4"	***MPC-T12***	**22.45**	***MPR-T12***	**66.05**	10
1"	***MPC-T16***	**34.75**	***MPR-T16***	**116.35**	10
1¼"	***MPC-T20***	**56.50**	***MPR-T20***	**196.25**	10
1½"	***MPC-T24***	**66.95**	***MPR-T24***	**247.85**	10
2"	***MPC-T32***	**106.20**	***MPR-T32***	**392.60**	10



Flange Retainer

Note: for use with lap joint flanges, see page 531

Size	*316 Stainless Steel* Part #	Price/E	*316 Stainless Steel PTFE Encapsulated* Part #	Price/E	Box Qty
1/2"	***FRR-T08***	**$104.10**	**---**	**---**	10
3/4"	***FRR-T12***	**116.95**	***FRRE-T12***	**$322.85**	10
1"	***FRR-T16***	**147.40**	***FRRE-T16***	**482.35**	10
1¼"	***FRR-T20***	**0**	***FRRE-T20***	**0**	10
1½"	***FRR-T24***	**281.10**	***FRRE-T24***	**579.15**	10
2"	***FRR-T32***	**537.40**	***FRRE-T32***	**749.65**	10



Sanitary Tri-Clamp

Hose Size	Clamp Size	*316 Stainless Steel* Part #	Price/E	Box Qty
1/2"	1"	***TCR-T08-16***	**$135.15**	10
1/2"	1½"	***TCR-T08-24***	**154.85**	10
3/4"	1½"	***TCR-T12-24***	**239.70**	10
1"	1"	***TCR-T16-16***	**118.05**	10
1"	1½"	***TCR-T16-24***	**148.15**	10
1½"	1½"	***TCR-T24-24***	**153.85**	10
2"	2"	***TCR-T32-32***	**233.70**	10

Crimp Collars

Size	*Carbon Steel* Part #	Price/E	*304 Stainless Steel* Part #	Price/E	Box Qty
1/4"	***CSC-T04***	**$5.90**	***SSC-T04***	**$18.55**	10
3/8"	***CSC-T06***	**6.65**	***SSC-T06***	**20.05**	10
1/2"	***CSC-T08***	**12.65**	***SSC-T08***	**24.30**	10
3/4"	***CSC-T12***	**15.25**	***SSC-T12***	**35.05**	10
1"	***CSC-T16***	**17.05**	***SSC-T16***	**53.75**	10
1¼"	***CSC-T20***	**33.15**	***SSC-T20***	**86.50**	10
1½"	***CSC-T24***	**41.50**	***SSC-T24***	**103.70**	10
2"	***CSC-T32***	**66.15**	***SSC-T32***	**175.30**	10

Mini Sanitary Tri-Clamp

Size	*316 Stainless Steel* Part #	Price/E	Box Qty
1/2"	***TCMR-T08***	**$26.25**	10
3/4"	***TCMR-T12***	**31.55**	10

Notes:

- contact Dixon Specialty Hose for GSM and PTFE hose assemblies

YARDLEY PRODUCTS CORP.

10 West College Avenue
PO Box 357
Yardley, PA 19067-8357

800.457.0154 • 215.493.2723
Fax: 215.493.6796
www.yardleyproducts.com
email: info@yardleyproducts.com

Unique Solutions for Your Fastening Needs

Precision Engineered Threaded Inserts

- large inventory - over 24 million inserts in stock ready for immediate shipment
- fast delivery - same day shipment if order is received by 2 p.m. EST, Next Day delivery available
- patented designs - "time tested" designs proven on thousands of products and a wide variety of materials
- quality - patented designs manufactured to exact tolerances
- dependability - we listen to our customer's needs
- custom manufacturing - experience in manufacturing inserts to specific customer requested tolerances and designs
- flexibility - small quantities, large quantities or special runs plus free samples of stock items
- special runs - no minimum quantities on special order parts
- experience - established 1946
- Visa/Mastercard and American Express accepted

Product Selection Guide

type A closed end inserts, type B open end inserts and type C closed end with counter bore inserts

Install Methods	Base Materials	Description
molded-in epoxied-in	thermoset plastics thermoplastics rubber ceramics	A wide range of threaded inserts featuring patented designs for molded-in use. Close tolerance of minor thread diameter and careful burnishing of inner thread crests assure snug fit on pins. Extremely flat ends on inserts (with no burrs, ridges or other defects) mean no leakage of material on the face of the mold. *Available in brass, aluminum and stainless steel.*



type D studded end inserts

Install Methods	Base Materials	Description
molded-in epoxied-in	thermoset plastics thermoplastics rubber ceramics	Threaded stud inserts featuring patented designs for molded-in use. Proportioned for maximum holding strength. Can be screwed to butt flush with a Yardley Type C Insert. *Available in brass.*



bi-sert® inserts

Install Methods	Base Materials	Description
molded-in	thermoset plastics thermoplastics glass-filled plastics	Designed for rotational molding, this insert provides exceptional torque and pull-out resistance. Unique hex design allows it to be used with fibrous materials where the fibers would block the flow of the plastic material around ordinary inserts. Inside diameter held to strict tolerances for a smooth, tight fit on locating pins. *Available in brass and aluminum.*



zap-sert® inserts

Install Methods	Base Materials	Description
molded-in ultrasonic thermal pressed-in	thermoset plastics thermoplastics	Economical design features a lead on both ends making this insert ideal for high volume, automated production. Unique radial barbs provide strong resistance to pull-out and rotation in plastics and thermoplastics. Can be molded-in or installed with ultrasonic or thermal insertion tools. *Available in brass.*



type E closed end and type F open end pressed-in inserts

Install Methods	Base Materials	Description
pressed-in epoxied-in	thermoset plastics thermoplastics rubber ceramics	Spiral knurled, open or closed-ended inserts for pressing into soft materials such as plastics, foamed plastics and rubber. Ideal for use where minimal pull-out strength is needed, but some torque resistance is required. Can also be molded-in and feature patented I.D. design for use with locating pins. *Available in brass and aluminum.*



Product Selection Guide

quick-sert® inserts

Install Methods	Base Materials	Description
pressed-in	aluminum soft metals	Designed for fast easy press-in installation, providing permanent threads in aluminum and other soft metals. Its smooth tapered lead allows easy positioning for quick starts in a pre-drilled hole and the knurled body locks tightly in the host material. Its thick wall design prevents thread distortion. *Available in plated steel.*



sharp-sert® regular, short and flanged series inserts

Install Methods	Base Materials	Description
pressed-in ultrasonic thermal	thermoset plastics thermoplastics wood	Versatile, economical and trouble free, they offer easy, high-speed installation. Curved hooks and lateral flutes lock them into plastics, particle board and wood. Install with ultrasonic or thermal tools or just hammer or press them in. *Available in brass and stainless steel.*



fiber-sert® regular and diecast series inserts

Install Methods	Base Materials	Description
threaded-in	wood particle board ABS foamed plastics	Special design makes them ideal for wood, particle board, ABS and foamed plastics. Large coarse outer threads give great holding power in weaker materials while inside threads stay clean, free of chips. Install with Yardley pneumatic inserter or easy-to-use self-tapping driver. *Available in brass and diecast.*



tri-sert® regular, short, coarse threaded and slotted coarse threaded series inserts

Install Methods	Base Materials	Description
threaded-in	thermoset plastics thermoplastics wood soft metals	For strong threads in plastics, soft metals and wood. Self-tapping, they provide high torque and pull-out resistance. Install with Yardley pneumatic inserter, insert driver or screw driver. *Available in brass, plated steel and stainless steel.*



intro-sert® regular and short series inserts

Install Methods	Base Materials	Description
ultrasonic thermal	thermoplastics ABS polycarbonates	For use in thermoplastic materials such as ABS and polycarbonates. Intro-Serts have no sharp edges on their outer annular ribs to cause residual stress cracking. Install them fast and easily with ultrasonic or thermal insertion tools. *Available in brass, aluminum and stainless steel.*



tri-sert® slotted coarse threaded inserts

Install Methods	Base Materials	Description
screwdriver Yardley inserting tool	brittle or weak plastics	Inserts are internally and externally threaded metal inserts with a slot on one end. The inserts tap their own threads as they are (turned) into drilled or cored holes. The wider spaced external threads reduce installation torque and provide a stronger hold. *Available in brass and stainless steel. Custom sizes and materials are also available.*



Contact Yardley at 800.457.0154 for more information on all the threaded inserts on pages 645 and 646

Dixon's Mobile Connection Trailers



Dixon's mobile training trailers provide hands-on opportunities for distributors and end users to learn more about the selection, installation and maintenance of Dixon fittings and accessories. Call 800.355.1991 for additional information.



Hose Assembly Safety Survey Center for:
- program introduction
- classroom instruction with audio visual display
- presentation of survey results and follow-up



Training for Distributors and End-Users in:
- product selection
- product installation
- safe product usage

Product Displays featuring:
- Dixon Accessories
- Dixon Bayco
- Dixon Boss
- Dixon Brass
- Dixon Powhatan
- Dixon Quick Coupling
- Dixon Sanitary
- Dixon Specialty Hose





Hydrasearch Company, Inc.

100 Log Canoe Circle
Stevensville, MD 21666
Phone (410) 643-8900
Fax (410) 643-8954
sales@hydrasearch.com
www.hydrasearch.com

Hydrasearch, established in 1962, is a division of Dixon and a large multi-divisional manufacturer and global distributor of diverse commercial hose, technical products and fittings. In 1995 Hydrasearch purchased the Technical Products Company, allowing us to introduce a line of high pressure O-ring face seal valves and pipe and tube fittings.

Today, Hydrasearch products can be found on submarines, surface ships, helicopters, fixed-wing aircraft, tanks, and ground equipment throughout the world. With our experienced staff, expanding product line, and growing global distribution, Hydrasearch continues to improve and expand to meet your needs today and into the future.

Technical Products

- valves and accessories
- valves, instrumentation and adapters
- fittings, couplings and union assemblies
- O-rings and Sil-Braze rings
- hose end fittings and adapters
- cross reference to CPV-O-Seal available

Product Literature

- Marine Hose Fittings (Catalog 109)
- Underway Replenishment Products (Catalog 709)
- Aerospace Hose & Fittings (Catalog 209)
- Technical Products (Catalog 701)

Buck Company is a quality automated sand cast foundry designed to handle medium to high volume castings. These castings range from one half pound to one hundred pounds in malleable iron, ductile iron and gray iron. We can also handle jobs ranging from one half pound to seventy five pounds in brass, bronze, and aluminum sand casting. ISO2000 certified.

BUCK COMPANY, INC.
897 Lancaster Pike
Quarryville, PA 17566-9738
Phone: 717.284.4114
Fax: 717.284.3737
www.buckcompany.com

S.T.A.M.P.E.D.

Questions to Ask

S	**Size**
T	**Temperature**
A	**Application**
M	**Media**
P	**Pressure**
E	**Ends**
D	**Dixon**

Selecting Materials

This information is intended to help make general comparisons between different available materials.

Material	Features and Benefits
Stainless Steel	A corrosion-resistant material that provides high strength at high temperatures, helps prevent contamination of product being transported, maintains cleanliness, and retains a lustrous appearance. Harder then brass. *Type 304* is a low-carbon chromium-nickel stainless steel. *Type 316* is similar to type 304, but has a high nickel content as well as a molybdenum for stronger resistance to heat and corrosion. Often used for water, oil, gas, and steam in low- to high-pressure applications.
Brass	Has good corrosion resistance and is less expensive than stainless steel. Is softer and easier to thread than stainless steel and forms tight seals. It can be used interchangeably with copper where heavier walls are required. Found in plumbing and heating application. Also good with oil, natural gas, and air. Resists corrosion from salt water as well as fresh water polluted with waste from mineral acids and peaty soils. Use in low- to high-pressures applications.
Steel	Used in noncorrosive environments. This carbon- and iron-based metal is hard and strong. It is an economical alternative to stainless steel and brass in high-pressure applications. For use with water, oil, gas, and steam in low- to high-pressure applications where corrosion is not a problem.

SAFETY ALERT

Product application is based not only on material selection but on design of product for intended use.
Please contact the factory for selection of the proper fitting for your application.

Trademarks

Delrin®, Kevlar® and Zytel® are registered trademarks of E.I. duPont Nemours and Company.

Kalrez® and Viton® are registered trademarks of DuPont Dow Elastomers.

All other trademarks appearing in Dixon's Illustrated Price List are the property of their respective owners.

Corrosion Resistance of Coupling Material

Caution
The following data has been compiled from generally available sources and should not be relied upon without consulting and following the **specific recommendations of the manufacturer regarding particular** coupling materials.

Ratings

Metal	Non-Metal	Gasket/Seal Material
1 = Excellent	A = Acceptable	T = PTFE
2 = Good	X = Not Recommended	V = Viton®
3 = Fair	- = Contact Factory	E = EPDM, EPR
X = Not Recommended		N = Neoprene
- = Contact Factory		B = Buna N

Note: (1) Ratings given are based at 70°F. Chemical compatibility varies greatly with temperature. For applications at temperatures other than 70°F, contact the Factory for recommendations.

(2) Gasket / seal materials are not necessarily listed in order of preference.

(3) Chemical resistance of a material does not necessarily indicate the suitability of a fitting in a given application due to variables such as improper clamp and coupling application, special hose construction, gasket material, etc.

Special caution should be taken when handling hazardous materials.

AGENT	Aluminum	Brass	Bronze	Hastelloy, C-276	Malleable Iron Carbon Steel	Monel	Stainless Steel,304	Stainless Steel,316	Nylon	Polypropylene	Seal Material
Acetate Solvents (Crude)	1	X	X	1	2	2	1	1	A	X	T
Acetate Solvents (Pure)	1	1	1	1	X	1	1	1	A	X	T
Acetic Acid (80%)	3	X	X	1	X	1	1	1	X	X	TEVNB
Acetic Acid (50%)	2	X	X	1	X	2	2	1	X	X	TEVNB
Acetic Acid (20%)	2	X	X	1	X	2	2	1	X	X	TEVNB
Acetic Acid (10%)	2	X	2	1	X	2	1	1	X	X	TEVNB
Acetic Anhydride	2	X	2	1	2	2	2	2	X	X	TNB
Acetone	1	2	2	1	2	1	1	1	A	X	TE
Acetylene	1	X	X	2	2	2	1	1	X	X	TEVNB
Alcohols											
Amyl Alcohol	2	2	2	2	2	1	2	2	A	A	TEVNB
Benzyl Alcohol	2	2	2	2	2	1	1	1	X	A	TVB
Butyl Alcohol	1	2	1	2	2	1	1	1	A	A	TEVN
Diacetone Alcohol	1	1	2	1	2	1	2	2	X	A	TE
Ethyl Alcohol	1	2	2	1	2	2	2	2	X	A	TEVNB
Hexyl Alcohol	-	-	-	1	-	-	-	-	A	-	-
Isobutyl Alcohol	-	-	-	-	-	-	-	-	A	-	-
Isopropyl Alcohol	2	2	2	2	2	2	2	2	A	A	TEVNB
Methyl Alcohol (Methanol)	2	2	2	1	2	2	2	2	A	A	TENB
Octyl Alcohol	-	-	-	-	-	-	-	-	A	-	-
Propyl Alcohol	2	2	2	1	2	2	1	1	X	A	TEVNB
Aluminum											
Aluminum Chloride (Aqu.)	X	X	X	1	X	X	X	X	A	A	TEVNB
Aluminum Fluoride (Sat.)	2	-	-	-	X	2	X	2	X	A	TEVNB
Aluminum Nitrate (Sat.)	3	X	-	-	X	-	2	2	A	A	TEVNB
Aluminum Potassium Sulfate (Alum)	2	2	2	2	X	2	X	2	X	A	TEVNB
Aluminum Sulfate (Sat.)	X	X	2	2	X	2	-	2	A	A	TEVNB
Ammonia											
Ammonia Anhydrous	1	X	X	2	1	1	2	1	A	X	TENB
Ammonia Gas	X	X	X	1	1	X	1	1	A	X	TENB
Ammonia Nitrate	-	-	-	-	-	-	-	-	X	-	-
Ammonium											
Ammonium Biflouride	-	X	-	2	X	2	-	-	X	A	TEVB
Ammonium Carbonate (Sat.)	2	X	X	2	2	2	2	2	A	A	TEVNB
Ammonium Casenate	-	-	-	-	-	-	-	-	A	-	-
Ammonium Chloride (Sat.)	X	X	2	2	X	2	X	X	A	A	TEVNB
Ammonium Hydroxide (Sat.)	2	X	X	2	1	X	2	2	A	A	TEVNB
Ammonium Nitrate	2	X	X	-	X	X	-	-	A	A	TENB
Ammonium Phosphate (10-40%)	X	X	X	-	X	2	1	2	A	A	TEVNB
Ammonium Sulfate (10-40%)	X	X	3	2	X	2	X	2	A	A	TEVNB
Aniline	-	X	2	2	X	2	1	1	X	X	TV
Arsenic Acid	X	X	2	2	X	X	2	2	X	A	TEVNB
Asphalt	-	-	-	-	2	-	-	2	X	X	TV
Barium											
Barium Carbonate (Sat.)	X	2	2	2	2	2	2	2	A	A	TEVNB
Barium Chloride (Sat.)	-	2	2	1	-	2	X	-	A	A	TEVNB
Barium Hydroxide (Sat.)	X	2	X	2	2	1	2	2	A	A	TEVNB
Barium Sulfate	2	2	2	-	X	2	2	2	A	A	TEVNB
Barium Sulfide	X	X	X	-	2	X	2	2	A	A	TEVNB
Beer	1	2	2	1	2	1	1	1	A	A	TEVNB
Benzaldehyde	2	2	2	2	X	2	2	2	X	X	TE
Benzene, Benzol	1	2	2	2	2	2	2	2	A	X	TV
Benzine	-	-	-	-	-	-	-	-	A	X	-
Benzoic Acid	2	2	2	-	X	2	2	2	X	X	TVN
Black Liquor	X	X	X	X	-	2	2	2	X	A	TEVNB
Bleach (12.5% Active Chlorine)	X	-	-	1	X	-	-	X	X	A	TEVN
Borax	X	2	2	1	2	1	1	1	X	A	TEVNB
Boric Acid	1	X	2	1	X	2	-	-	X	A	TEVNB
Brine Acid	-	2	2	1	-	-	-	-	X	A	TEVNB
Bromic acid	X	X	X	-	-	X	-	-	X	A	TEVN
Bromine Liquid	2	-	-	-	-	-	X	X	X	X	TV
Butadiene, Butylene	2	2	2	2	2	1	2	2	X	X	TVNB
Butane	2	2	2	2	1	1	2	2	X	X	TV
Butyl Acetate	1	2	2	2	2	2	2	2	A	X	T
Butyric Acid	2	2	X	1	X	2	2	2	A	A	TV

Ratings given are based at 70°F.

AGENT	Aluminum	Brass	Bronze	Hastelloy, C-276	Malleable Iron Carbon Steel	Monel	Stainless Steel,304	Stainless Steel,316	Nylon	Polypropylene	Seal Material
Calcium											
Calcium Bisulfate	X	-	X	-	X	X	X	2	X	A	T
Calcium Bisulfide	-	-	-	-	-	2	-	2	A	A	TVB
Calcium Bisulfite	X	X	2	2	X	X	-	2	X	A	TVNB
Calcium Bromide	X	G	G	-	X	G	E	X	X	X	T
Calcium Carbonate	X	2	2	2	2	2	1	2	A	A	TEVB
Calcium Chloride (Sat.)	-	2	-	1	2	2	-	-	A	A	TEVNB
Calcium Hydroxide (Sat.)	X	2	X	-	2	2	2	2	A	A	TEVNB
Calcium Hypochlorite (Sat.)	X	X	X	-	X	X	X	2	X	A	TEV
Carbon											
Carbon Bisulfide	1	X	2	2	2	X	2	2	A	X	TV
Carbon Dioxide (Dry)	1	1	2	1	2	1	2	2	A	A	TENB
Carbon Dioxide (Wet)	1	X	-	2	3	-	2	2	X	A	TENB
Carbon Disulfide	1	X	2	2	2	X	2	2	A	X	TV
Carbon Monoxide	1	1	1	1	2	1	1	1	A	A	TEVNB
Carbon Tetrachloride	X	-	1	1	2	1	1	-	A	X	TV
Carbonic Acid	1	2	2	1	2	3	2	2	X	A	TEVNB
Castor Oil	2	2	2	1	2	1	2	2	X	A	TEVNB
Caustic Potash	X	-	-	1	X	-	-	2	A	A	TEVNB
Caustic Soda (see Sodium Hydroxide)											
Cellosolves	2	2	2	2	2	2	2	2	X	A	TE
Chlorine (Liquid)	-	-	-	1	2	2	-	3	X	X	TV
Chloroform	-	-	-	2	X	1	-	-	X	X	TV
Chlorosulfonic Acid	-	X	X	1	2	2	X	X	X	X	T
Clorox (Bleach, 5.5% CL)	X	-	-	-	X	-	-	2	X	-	TEVB
Chromic Acid (50%)	2	X	X	2	X	X	3	-	X	X	TVNB
Citric Acid	3	X	X	1	X	2	-	-	X	A	TEVNB
Coke Oven Gas	2	3	3	-	2	2	2	2	X	X	TEVN
Copper											
Copper Chloride	X	X	X	2	X	X	X	X	A	A	TEVNB
Copper Cyanide	X	X	X	1	-	X	2	2	X	-	TEVNB
Copper Sulfate	X	X	X	1	X	X	-	2	A	A	TEVNB
Crysylic Acid (Conc.)	2	2	X	-	2	3	2	2	X	X	TEV
Cyclohexane	2	2	2	2	2	1	2	2	A	X	TVB
Detergents	2	2	2	1	2	-	1	2	A	A	TEVNB
Dextrose	2	-	-	2	-	2	-	-	A	A	TEVNB
Diesel Fuels	1	1	1	2	2	-	1	1	A	X	TVB
Diethylamine	2	-	X	-	X	1	2	2	X	A	TN
Disodium Phosphate	-	-	-	-	1	-	-	1	A	A	TEV
Ethers	2	2	2	2	2	2	1	1	A	X	TB
Ethyl											
Ethyl Acetate	-	-	2	2	2	2	2	2	A	X	T
Ethyl Chloride	-	-	2	2	2	2	-	1	A	X	TEVB
Ethylene											
Ethylene Chloride	-	-	-	-	2	2	-	-	A	X	TV
Ethylene Dichloride	-	2	X	2	2	1	2	2	A	X	TV
Ethylene Glycol	1	2	2	1	2	2	2	2	A	X	TEVNB
Ethylene Oxide	1	X	X	1	2	2	2	2	X	X	T
Fatty Acids	1	3	3	1	X	2	-	1	A	A	TVNB
Ferric											
Ferric Chloride	X	X	2	2	X	X	X	X	X	A	TEVNB
Ferric Hydroxide	-	-	-	1	-	2	1	1	A	-	TEVNB
Ferric Nitrate (10-50%)	X	X	X	-	X	X	2	2	X	A	TEVNB
Ferric Sulfate	X	X	X	-	X	2	-	-	X	A	TEVNB
Ferrous											
Ferrous Chloride (Sat.)	X	X	2	2	-	X	X	X	X	A	TEVNB
Ferrous Sulfate	2	2	2	2	X	2	2	-	X	A	TEVNB
Fluboric Acid	X	-	-	1	1	2	-	-	X	A	TEVNB
Formaldehyde (50%)	-	2	2	2	X	2	1	1	X	A	TEN
Formic Acid (Anhyd.)	1	X	2	1	X	2	-	-	X	A	TEVN
Freon											
Freon 11	2	2	2	-	X	1	2	2	X	X	TVNB
Freon 12	2	2	2	1	X	2	2	2	X	X	TVNB
Freon 22	2	2	2	2	X	2	2	2	X	X	TN
Fruit Juices	2	2	3	1	X	1	2	2	A	A	TVNB
Fuel Oil	2	2	2	2	2	2	2	2	A	X	TVNB
Furfural	2	2	2	2	2	2	2	2	A	X	TEN

AGENT	Aluminum	Brass	Bronze	Hastelloy, C-276	Malleable Iron Carbon Steel	Monel	Stainless Steel,304	Stainless Steel,316	Nylon	Polypropylene	Seal Material
Gasoline											
Refined Gasoline	2	2	2	2	2	2	2	2	A	X	TVNB
Sour Gasoline	X	2	2	2	2	X	2	2	A	X	TVNB
Gelatin	2	2	2	-	X	2	2	2	A	A	TEVNB
Glucose	2	2	2	-	2	2	2	2	A	A	TEVNB
Glue	2	2	2	1	2	2	-	2	-	A	TEVNB
Glycerine	1	1	2	1	2	1	1	1	A	A	TEVNB
Glycols	2	2	2	-	2	2	2	2	A	A	TEVNB
Green Liquor	-	-	-	-	2	-	-	-	-	A	TEVNB
Heptane	2	2	2	1	2	2	2	2	A	X	TVNB
Hexane	2	2	2	1	2	2	1	1	A	X	TVNB
Hydrobromic Acid (50%)	X	X	X	2	X	X	X	X	X	A	TEV
Hydrobromic Acid (20%)	X	X	X	1	X	X	X	X	X	A	TEV
Hydrochloric Acid (20%)	X	X	X	1	X	3	X	X	X	A	TEVNB
Hydrochloric Acid (38%)	X	X	X	1	X	X	X	X	X	A	TEVN
Hydrocyanic Acid	2	X	X	2	2	2	2	2	X	A	TEVN
Hydrofluosilicic Acid (10-50%)	X	2	X	2	X	2	X	2	X	-	TEVNB
Hydrogen											
Hydrogen Peroxide (50%)	-	X	X	2	X	2	-	-	X	A	TEV
Hydrogen Sulfide (Aqu.)	-	-	-	2	-	2	X	2	X	A	TE
Hydrogen Chloride (Dry Gas)	X	2	-	1	2	1	-	-	X	A	TEVN
Hydrogen Gas	1	1	1	1	-	1	1	1	X	A	TEVNB
Hypochlorous Acid	X	X	X	2	X	X	X	X	X	X	TEV
Iodine	1	X	X	-	X	1	X	X	X	A	TEV
Isopropyl Ether	-	2	2	-	-	2	1	2	A	X	T
Jet Fuel (JP4, JP5)	2	1	2	1	2	2	2	2	X	X	TV
Kerosene	2	2	2	2	2	2	2	2	X	X	TVNB
Ketones	2	2	2	1	2	2	2	2	A	X	T
Lactic Acid (25%)	3	2	2	1	X	X	-	-	A	A	TEVN
Lactic Acid (80%)	2	2	X	2	X	-	-	-	A	A	TEVN
Lard Oil	2	-	2	1	3	2	2	2	A	A	TVB
Lead											
Lead Acetate	X	X	X	2	X	2	2	2	X	A	TENB
Lead Chloride	X	-	-	2	-	-	2	2	X	-	TVNB
Lead Sulfate	X	-	-	2	X	2	2	2	X	-	TEVNB
Lime Sulphur	X	X	X	-	X	2	2	2	X	A	TEVN
Linoleic Acid	2	X	3	2	X	2	2	2	X	A	TVB
Linseed Oil	2	2	2	2	2	2	2	2	A	A	TVNB
Lubricants (Oil)	2	1	-	-	2	2	2	2	A	X	TVNB
Magnesium											
Magnesium Carbonate	2	-	-	-	-	2	2	2	X	A	TEVNB
Magnesium Chloride	X	X	2	1	-	-	-	-	X	A	TEVNB
Magnesium Hydroxide	2	2	2	1	2	2	1	1	X	A	TEVNB
Magnesium Nitrate	2	2	2	1	2	2	2	2	X	A	TEVNB
Magnesium Oxide	-	-	-	-	-	-	-	-	X	-	-
Magnesium Sulfate	2	-	2	-	-	1	2	2	X	A	TEVNB
Maleic Acid	-	2	3	2	X	-	-	2	X	A	TEV
Mercuric											
Mercuric Chloride	X	X	X	-	X	X	X	-	X	A	TEVB
Mercuric Cyanide	X	X	X	2	X	2	2	2	X	A	TEVB
Mercury	X	X	X	1	2	-	1	1	A	A	TEVNB
Methane	1	1	2	1	2	1	1	1	A	X	TEVNB
Methanol	2	2	2	1	2	2	2	2	A	A	TENB
Methyl											
Methyl Bromide	X	-	-	-	2	-	2	2	X	X	TV
Methyl Ethyl Ketone	2	2	2	2	2	2	2	2	A	X	TE
Methyl Isobutyl Ketone	2	2	2	2	2	2	2	2	A	X	T
Methyl Methacrylate	2	-	-	-	X	-	2	2	X	A	T
Methylene Chloride	-	2	2	X	2	-	-	-	A	X	T
Milk	1	X	X	1	2	X	1	1	A	A	TEVNB
Mineral Oil	2	1	-	-	2	1	1	2	A	A	TVNB
Muriatic Acid	X	-	-	1	-	X	X	X	X	A	TV
Napthalene	2	2	2	2	2	2	1	1	A	A	TV
Naptha	2	2	2	2	2	2	2	2	A	X	TVB

Ratings given are based at 70°F.

AGENT	Aluminum	Brass	Bronze	Hastelloy, C-276	Malleable Iron Carbon Steel	Monel	Stainless Steel,304	Stainless Steel,316	Nylon	Polypropylene	Seal Material
Nickel											
Nickel Chloride	X	X	X	-	X	2	-	-	X	A	TEVNB
Nickel Sulfate	X	X	-	2	-	-	2	2	X	A	TEVNB
Nitric											
Nitric Acid (100%)	1	X	X	2	X	X	2	-	X	X	TV
Nitric Acid (50%)	X	X	X	1	X	X	2	-	X	X	TV
Nitric Acid (30%)	X	X	X	1	X	X	1	-	X	X	TV
Nitrobenzene	1	2	2	-	2	2	2	2	A	A	T
Oils											
Castor Oil	2	2	2	1	2	1	2	2	A	A	TEVNB
Coconut Oil	2	-	2	-	3	2	2	2	A	A	TVB
Corn Oil	2	2	2	-	2	2	-	2	A	A	TVNB
Cotton Seed Oil	2	2	2	-	2	1	2	2	A	A	TVNB
Fuel Oil	2	2	2	2	2	2	2	2	A	X	TVNB
Linseed Oil	2	2	2	2	2	2	2	2	A	A	TVNB
Mineral Oil	2	1	-	-	2	1	1	2	A	A	TVNB
Silicon Oil	2	1	2	-	2	-	2	2	A	A	TEVB
Vegetable Oil	2	2	2	1	2	1	1	1	A	X	TVNB
Oleic Acid	2	3	2	2	2	1	-	1	A	X	TB
Oleum	2	X	X	-	2	X	2	2	X	X	TV
Oxalic Acid (Sat.)	2	-	2	2	X	2	X	X	X	A	TEV
Oxygen	2	2	2	-	2	2	2	2	X	X	TEVNB
Palmitic Acid (Sat.)	2	3	2	-	3	2	2	2	X	A	TVB
Paraffin	2	2	2	2	2	2	2	2	A	A	TVNB
Perchloroethylene	2	2	2	2	2	1	-	-	X	X	TV
Petrolatum	2	-	2	-	3	2	2	2	A	-	TVNB
Phenol (Carbolic Acid)	1	1	X	1	2	1	-	1	X	X	TV
Phosphoric Acid											
Phosphoric Acid (25-50%)	X	X	2	1	X	X	-	-	X	A	TEVN
Phosphoric Acid (50-85%)	X	X	X	1	X	3	-	-	X	A	TEV
Photographic Solutions	-	-	-	-	X	1	1	1	X	X	TVNB
Phthalic Anhydride	-	2	2	1	2	1	1	1	X	X	TEV
Picric Acid	1	X	X	2	X	X	2	2	X	-	TEVNB
Plating Solutions											
Brass Plating Solution	-	-	-	1	-	-	-	2	X	A	TEVNB
Cadmium Plating Solution	-	-	-	1	-	-	-	2	X	A	TEVNB
Chrome 40% Plating Solution	X	2	2	1	X	X	2	2	X	A	TEVN
Copper (Cyanide) Plating Solution	-	-	-	1	-	-	-	-	X	A	TEVNB
Gold Plating Solution	-	-	-	1	-	-	-	1	X	A	TEVNB
Iron Plating Solution	-	-	-	-	-	-	-	-	X	A	TEVB
Lead Plating Solution	-	-	-	-	-	-	1	1	X	A	TEVNB
Nickel Plating Solution	-	-	-	1	-	-	1	1	X	A	TEVNB
Silver Plating Solution	-	-	-	1	-	-	1	1	X	A	TEVNB
Tin Plating Solution	-	-	-	1	-	-	-	3	X	A	TEVNB
Zinc Plating Solution	-	-	-	1	-	-	-	-	X	A	TEVNB
Potassium											
Potassium Acetate	X	X	X	-	2	-	-	-	A	A	TEVB
Potassium Bicarbonate (30%)	X	2	-	2	2	2	1	1	A	A	TEVNB
Potassium Carbonate (50%)	X	2	X	2	2	2	1	1	A	A	TEVNB
Potaasium Chlorate (30%)	2	X	X	-	2	2	2	1	X	A	TEVNB
Potassium Chloride (30%)	X	X	2	-	2	1	-	-	A	A	TEVNB
Potassium Chromate (30%)	2	2	2	2	-	2	2	2	X	A	TEVB
Potassium Cyanide Solution (30%)	X	X	X	2	2	2	2	2	X	A	TEVNB
Potassium Dichromate (30%)	1	2	2	2	2	2	1	1	X	A	TEVB
Potassium Hydroxide (90%)	X	X	X	2	-	2	X	-	X	A	TENB
Potassium Nitrate (80%)	1	2	2	2	2	2	2	2	X	A	TEVNB
Potassium Permanganate (20%)	2	2	2	1	2	2	2	2	X	A	TEVN
Potassium Sulfate (10%)	1	2	2	1	2	1	1	1	A	A	TEVNB
Propane	1	1	1	2	2	1	2	2	X	X	TVB
Propylene Gylcol	2	2	2	2	2	2	2	2	A	A	TVNB
Propylene Oxide (90%)	-	-	-	-	-	-	1	1	X	X	TE
Pyridine	2	2	2	-	2	2	2	2	A	X	T
Pyrogallic Acid	2	2	2	2	2	2	2	2	X	X	TVNB
Silver Nitrate	X	X	X	-	X	X	2	1	X	A	TEVNB
Soap Solutions	2	2	2	1	2	2	2	2	A	A	TEVNB

Ratings given are based at 70°F.

AGENT	Aluminum	Brass	Bronze	Hastelloy, C-276	Malleable Iron Carbon Steel	Monel	Stainless Steel,304	Stainless Steel,316	Nylon	Polypropylene	Seal Material
Sodium											
Sodium Acetate	1	2	2	-	X	2	2	2	A	A	TEN
Sodium Bicarbonate (20%)	2	2	2	1	3	1	1	1	A	A	TEVNB
Sodium Bisulfate	X	-	2	2	2	-	-	-	A	A	TEVNB
Sodium Bisulfite	X	2	X	2	X	-	-	-	A	A	TEVNB
Sodium Borate	2	2	2	2	3	2	2	2	A	A	TEVNB
Sodium Perborate (10%)	2	X	2	2	2	2	2	2	X	A	TEVNB
Sodium Carbonate	X	2	-	2	2	1	-	2	A	A	TEVNB
Sodium Chlorate (50%)	2	2	2	1	X	1	2	2	X	A	TEVNB
Sodium Cyanide	X	X	X	2	2	X	-	-	A	A	TEVNB
Sodium Dichromate	2	X	X	1	2	-	2	2	X	A	TE
Sodium Hydroxide (70%)	X	X	X	1	3	1	2	2	X	A	TENB
Sodium Hydroxide (50%)	X	X	3	1	3	1	1	-	X	A	TENB
Sodium Hydroxide (30%)	X	2	3	2	2	1	1	1	X	A	TENB
Sodium Chloride (30%)	X	2	2	2	2	1	-	-	X	A	TEVNB
Sodium Hypochlorite	X	X	X	-	X	X	-	-	X	A	TEV
Sodium Metaphosphate	X	X	2	-	X	2	2	2	X	X	TEVNB
Sodium Nitrate (40%)	1	2	-	-	2	2	1	1	A	A	TENB
Sodium Perborate (10%)	2	X	2	2	2	2	2	2	X	A	TEVNB
Sodium Peroxide (10%)	2	X	X	2	2	2	2	2	X	A	TEVNB
Sodium Silicate	1	2	2	2	2	2	2	2	A	A	TEVNB
Sodium Sulfate	-	2	2	2	2	-	-	1	A	A	TEVNB
Sodium Sulfide (50%)	X	X	X	2	2	2	-	2	X	A	TEVNB
Sodium Thiosulphate	2	X	X	2	X	2	2	2	A	A	TEVNB
Stannic Chloride	X	X	X	-	X	X	X	X	X	A	TEVNB
Stannous Chloride	X	X	X	2	X	-	X	-	X	X	TEVNB
Steam	-	-	-	-	-	-	-	-	X	-	-
Stearic Acid	2	3	2	1	3	3	2	1	A	A	TVNB
Stoddard's Solvent	2	2	2	1	2	2	2	2	X	A	TVB
Sugar Liquors (Cane)	1	2	1	-	2	2	2	2	A	A	TEVNB
Sugar Liquors (Beet)	1	2	1	-	2	1	1	1	A	A	TEVNB
Sulfate Liquors	2	X	X	2	3	2	-	2	X	A	TVNB
Sulfite Liquors	X	X	-	1	X	X	2	2	X	X	TVNB
Sulfur Chloride	X	-	X	2	X	X	-	-	X	X	TV
Sulfur Dioxide (Dry)	2	2	2	2	1	2	-	2	X	A	TE
Sulfur Trioxide	2	2	X	2	2	2	-	2	X	X	TEV
Sulfuric Acid (TO 10%)	X	2	X	1	X	X	X	X	X	A	TEVNB
Sulfuric Acid (100%)	X	X	X	1	2	X	-	-	X	X	TV
Sulfurous Acid	2	2	X	-	X	X	X	-	X	A	TV
Tannic Acid	X	-	X	-	X	2	2	2	X	A	TEVNB
Tanning Liquors	1	-	2	1	-	-	1	1	X	A	TVNB
Tartaric Acid	-	-	2	2	-	-	1	1	A	A	TVNB
Titanium Tetrachloride	X	X	X	2	2	2	-	2	X	X	TV
Toluene	1	1	1	1	1	1	1	1	A	X	TVB
Tetrahydrofuran	X	-	2	1	1	-	1	2	A	X	T
Tomato Juice	2	-	3	2	3	2	2	2	X	A	TEVNB
Trichloroethylene	1	-	2	1	2	-	-	-	A	X	TV
Triethanolamine	2	X	2	2	2	2	2	2	A	X	TEVN
Triethylamine	-	-	-	-	-	2	2	2	A	X	TVB
Trisodium Phosphate (10%)	X	2	-	1	2	2	1	1	A	A	TVNB
Turpentine	2	X	2	2	2	1	1	1	X	X	TVB
Urea (50%)	2	-	2	-	2	2	2	2	A	A	TEVNB
Urine	-	-	-	-	2	-	1	1	X	A	TEVNB
Vinegar	2	X	2	2	2	2	2	2	X	A	TEVN
Water Acid (Mine)	X	X	X	1	X	-	-	-	X	A	TEVNB
Water (Distilled)	X	2	2	1	X	X	2	2	A	A	TEVNB
Water (Sea)	2	2	2	1	X	2	2	2	A	A	TEVNB
Whiskey	X	2	2	1	2	2	1	1	X	A	TEVNB
White Liquor (Pulp)	2	-	X	2	X	X	2	2	X	A	TEVNB
Wine	X	2	2	1	X	2	1	1	X	A	TEVNB
Xylene	2	2	2	1	2	2	2	2	A	X	TV
Zinc											
Zinc Chloride	X	X	X	2	X	-	X	2	A	A	TEVNB
Zinc Nitrate	-	-	-	-	-	-	2	2	X	A	TEVNB
Zinc Sulfate (50%)	X	2	2	2	X	2	1	1	X	A	TEVNB

Ratings given are based at 70°F.

Temperature Conversions

Look up reading in middle column (shaded). If in degrees Centigrade, read Fahrenheit equivalent in right-hand column; if in degrees Fahrenheit, read Centigrade equivalent in left-hand column.

°C	°F \ °C	°F
-73	-100	-148
-68	-90	-130
-62	-80	-112
-57	-70	-94
-51	-60	-76
-46	-50	-58
-40	-40	-40
-34	-30	-22
-29	-20	-4
-23	-10	14
-17.8	0	32
-17.2	1	33.8
-16.7	2	35.6
-16.1	3	37.4
-15.6	4	39.2
-15.0	5	41.0
-14.4	6	42.8
-13.9	7	44.6
-13.3	8	46.4
-12.8	9	48.2
-12.2	10	50.0
-11.7	11	51.8
-11.1	12	53.6
-10.6	13	55.4
-10.0	14	57.2
-9.4	15	59.0
-8.9	16	60.8
-8.3	17	62.6
-7.8	18	64.4
-7.2	19	66.2
-6.7	20	68.0
-6.1	21	69.8
-5.6	22	71.6
-5.0	23	73.4
-4.4	24	75.2
-3.9	25	77.0
-3.3	26	78.8
-2.8	27	80.6
-2.2	28	82.4
-1.7	29	84.2
-1.1	30	86.0
-.6	31	87.8
0	32	89.6
.6	33	91.4
1.1	34	93.2
1.7	35	95.0
2.2	36	96.8
2.8	37	98.6
3.3	38	100.4
3.9	39	102.2
4.4	40	104.0
5.0	41	105.8
5.6	42	107.6
6.1	43	109.4
6.7	44	111.2
.72	45	113.0
7.8	46	114.8
8.3	47	116.6
8.9	48	118.4
9.4	49	120.2
10.0	50	122.0
10.6	51	123.8
11.1	52	125.6
11.7	53	127.4
12.2	54	129.2
12.8	55	131.0
13.3	56	132.8
13.9	57	134.6
14.4	58	136.4
15.0	59	138.2
15.6	60	140.0
16.1	61	141.8
16.7	62	143.6
17.2	63	145.4
17.8	64	147.2
18.3	65	149.0
18.9	66	150.8
19.4	67	152.6
20.0	68	154.4
20.6	69	156.2
21.1	70	158.0
21.7	71	159.8
22.2	72	161.6
22.8	73	163.4
23.3	74	165.2
23.9	75	167.0
24.4	76	168.8
25.0	77	170.6
25.6	78	172.4
26.1	79	174.2
26.7	80	176.0
27.2	81	177.8
27.8	82	179.6
28.3	83	181.4
28.9	84	183.2
29.4	85	185.0
30.0	86	186.8
30.6	87	188.6
31.1	88	190.4
31.7	89	192.2
32.2	90	194.0
32.8	91	195.8
33.3	92	197.6
33.9	93	199.4
34.4	94	201.2
35.0	95	203.0
35.6	96	204.8
36.1	97	206.6
36.7	98	208.4
37.2	99	210.2
37.8	100	212.0
43	110	230
49	120	248
54	130	266
60	140	284
66	150	302
71	160	320
77	170	338
82	180	356
88	190	374
93	200	392
99	210	410
100	212	413.6
104	220	428
110	230	446
116	240	464
121	250	482
127	260	500
132	270	518
138	280	536
143	290	554
149	300	572
154	310	590
160	320	608
166	320	626
170	338	640
171	340	644
177	350	662
182	360	680
186	366	691
188	370	698
193	380	716
198	388	730
199	390	734
204	400	752
208	406	763
210	410	770
216	420	788
221	430	806
227	440	824
232	450	842

Fittings Size Chart

Male NPT Thread Sizes

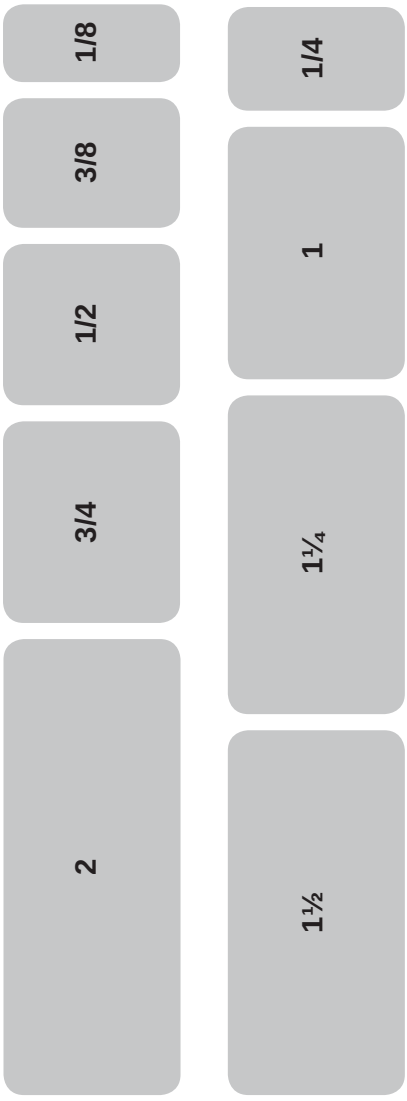

Male NST Thread Sizes

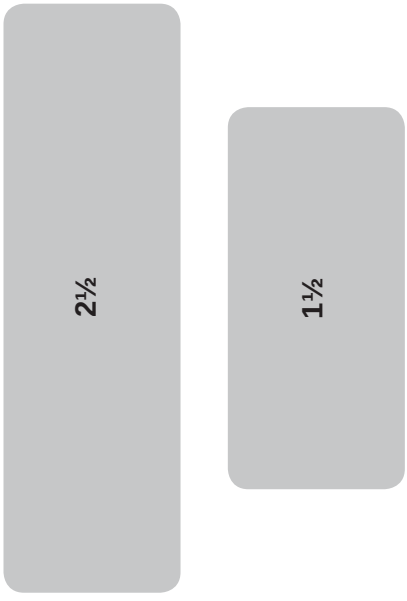

Steam Temperature - Pressure Conversion Guide

Temperature - Pressure Equivalents of Saturated Steam
Gauge Pressure at Sea Level

Temperature		Lbs. per Sq. Inch	Temperature		Lbs. per Sq. Inch	Temperature		Lbs. per Sq. Inch
°F	°C		°F	°C		°F	°C	
212	100.0	0.0	286	141.1	39.4	336	168.9	97.1
214	101.1	0.6	287	141.7	40.3	337	169.4	98.7
216	102.2	1.2	288	142.2	41.1	338	170.0	100.2
218	103.3	1.8	289	142.8	42.0	339	170.6	101.8
220	104.4	2.5	290	143.3	42.9	340	171.1	103.3
222	105.6	3.2	291	143.9	43.8	341	171.7	105.0
224	106.7	3.9	292	144.4	44.7	342	172.2	106.5
226	107.8	4.6	293	145.0	45.6	343	172.8	108.2
228	108.9	5.3	294	145.6	46.5	344	173.3	109.8
230	110.0	6.1	295	146.1	47.5	345	173.9	111.5
232	111.1	6.9	296	146.7	48.4	346	174.4	113.1
234	112.2	7.7	297	147.2	49.4	347	175.0	114.8
236	113.3	8.5	298	147.8	50.3	348	175.6	116.5
238	114.4	9.4	299	148.3	51.3	349	176.1	118.2
240	115.6	10.3	300	148.9	52.3	350	176.7	119.9
242	116.7	11.2	301	149.4	53.4	352	177.8	123.5
244	117.8	12.1	302	150.0	54.4	354	178.9	127.1
246	118.9	13.1	303	150.6	55.4	356	180.0	130.8
248	120.0	14.1	304	151.1	56.4	358	181.1	134.5
250	121.1	15.1	305	151.7	57.5	360	182.2	138.3
252	122.2	16.2	306	152.2	58.6	362	183.3	142.3
254	123.3	17.3	307	152.8	59.7	364	184.4	146.2
256	124.4	18.4	308	153.3	60.7	366	185.6	150.3
258	125.6	19.6	309	153.9	61.9	368	186.7	154.4
260	126.7	20.7	310	154.4	63.0	370	187.8	158.7
261	127.2	21.4	311	155.0	64.2	372	188.9	163.0
262	127.8	22.0	312	155.6	65.3	374	190.0	167.4
263	128.3	22.6	313	156.1	66.5	376	191.1	171.9
264	128.9	23.2	314	156.7	67.6	378	192.2	176.4
265	129.4	23.9	315	157.2	68.8	380	193.3	181.1
266	130.0	24.5	316	157.8	70.0	382	194.4	185.8
267	130.6	25.2	317	158.3	71.3	384	195.6	190.6
268	131.1	25.8	318	158.9	72.5	386	196.7	195.6
269	131.7	26.5	319	159.4	73.7	388	197.8	200.6
270	132.2	27.2	320	160.0	75.0	390	198.9	205.7
271	132.8	27.9	321	160.6	76.3	392	200.0	210.9
272	133.3	28.6	322	161.1	77.5	394	201.1	216.2
273	133.9	29.3	323	161.7	78.8	396	202.2	221.5
274	134.4	30.0	324	162.2	80.1	398	203.3	227.0
275	135.0	30.8	325	162.8	81.5	400	204.4	232.6
276	135.6	31.5	326	163.3	82.8	402	205.5	238
277	136.1	32.3	327	163.9	84.2	404	206.7	244
278	136.7	33.0	328	164.4	85.6	406	207.8	250
279	137.2	33.8	329	165.0	87.0	408	208.9	256
280	137.8	34.5	330	165.6	88.4	410	210	262
281	138.3	35.3	331	166.1	89.8	412	211.1	268
282	138.9	36.1	332	166.7	91.2	414	212.2	275
283	139.4	36.9	333	167.2	92.7	416	213.3	281
284	140.0	37.7	334	167.8	94.1	418	214.4	288
285	140.6	38.6	335	168.3	95.6	420	215.6	294

Degrees Celsius = 5/9 (Degrees F -32)

Pressure Conversions

100 PSI = 6.9 Bars
250 PSI = 17.25 Bars
600 PSI = 41.4 Bars

5 Bars = 72.5 PSI
10 Bars = 145 PSI
25 Bars = 362.5 PSI

Measurement Information

Measures of Pressure

1 Pound Per Square Inch = 144 Pounds Per Square Foot = 0.068 Atmosphere = 2.042 Inches of Mercury at 62°F = 27.7 Inches of Water at 62°F = 2.31 Feet of Water at 62°F.

1 Atmosphere = 30 Inches of Mercury at 62°F = 14.7 Pounds Per Square Inch = 2116.3 Pounds Per Square Foot = 33.95 Feet of Water at 62°F.

1 Foot of Water at 62°F = 62.355 Pounds Per Square Foot = 0.433 Pounds Per Square Inch.

1 Inch of Mercury at 62°F = 1.132 Feet of Water = 13.58 Inches of Water = 0.491 Pounds Per Square Inch.

Column of Water 12 Inches High, 1 Inch in Diameter = .341 Pounds

If temperature is kept constant, the volume of a given mass of gas is inversely proportional to the pressure which is exerted upon it.

Length Conversion Constants

Millimeters x .039370 = Inches
Meters x 39.370 = Inches
Meters x 3.2808 = Feet
Meters x 1.09361 = Yards
Kilometers x 3,280.8 = Feet
Kilometers x .62137 = Statute Mile
Kilometers x .53959 = Nautical Miles

Inches x 25.4001 = Millimeters
Inches x .0254 = Meters
Feet x .30480 = Meters
Yards x .91440 = Meters
Feet x .0003048 = Kilometers
Statute Miles x 1.60935 = Kilometers
Nautical Miles x 1.85325 = Kilometers

Weight Conversion Constants

Grams x .03527 = Ounces (Avd.)
Grams x .033818 = Fluid Ounces (Water)
Kilograms x 35.27 = Ounces (Avd.)
Kilograms x 2.20462 = Pounds (Avd.)

Ounces (Avd.) x 28.35 = Grams
Fluid Ounces (Water) x 29.57 = Grams
Ounces (Avd.) x .02835 = Kilograms
Pounds (Avd.) x .45359 = Kilograms

Circumference of a Circle

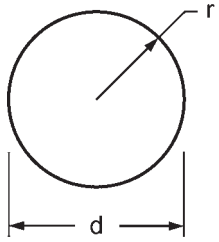

Circumference = $2\pi r = \pi d = 3.14159\ d$

Area = $\pi r^2 = \pi \frac{d^2}{4} = .78539d^2$

Right Cylinder

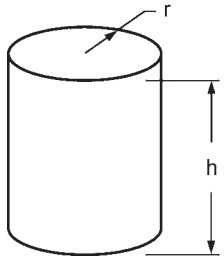

r = radius
h = length

Volume = $\pi r^2 h$

Surface Area = $2\pi r\ (r + h)$

If end planes are parallel but not at 90° to h, the same formulas apply, but a slice at 90° through the cylinder must be used to determine r.

Bolt Tightening Sequence for Dixon Boss Clamps

Note:
1. The correct size Boss clamp must be used.
2. Bolts in Boss clamps are designed to bend as they are tightened. This allows the clamp to conform to the hose outside diameter.
3. Always tighten bolts to their specified torque value. This torque value can be found on the pages 99-100.
4. Periodic re-tightening of bolts is required due to "cold flow" phenomenon present in all rubber hoses.
5. Boss Clamps are for single use only! Once removed they are to be discarded.

2 Bolt Dixon Boss Clamp Bolt Tightening Sequence

Using a torque wrench, begin tightening the bolts as follows:

a) First bolt (nut facing assembler) 1 full turn.

b) Second bolt (opposite first bolt) 1 full turn.

c) Repeat procedure "a" and "b" until both bolts have reached the recommended torque.

d) Remove assembly from vise.

4 Bolt Dixon Boss Clamp Bolt Tightening Sequence

Using a torque wrench, begin tightening the bolts as follows:

a) Back bolt (bolt with nut facing assembler that is furthest away from gripping finger) 1 full turn.

b) Front bolt (bolt with nut facing assembler that is closest to gripping finger) 1 full turn.

c) Snug by hand (if bolts are loose) nuts on opposite side of bolts just torqued.

d) Opposite side back bolt (bolt with nut facing assembler furthest away from gripping finger) 1 full turn.

e) Opposite side front bolt (bolt with nut facing assembler closest to gripping finger) 1 full turn.

f) Snug by hand (if bolts are loose) nuts on opposite side of bolts just torqued.

g) Repeat above procedure "a" through "f" until all of the bolts have reached the recommended torque.

h) Remove assembly from vise.

6 Bolt Dixon Boss Clamp Bolt Tightening Sequence

Using a torque wrench, begin tightening the bolts as follows:

a) Back bolt (bolt with nut facing assembler that is furthest away from gripping finger) having "X" near it one full turn.

b) Front bolt (bolt with nut facing assembler that is closest to gripping finger) of same segment one full turn.

c) Moving to clamp segment to the left of the one just tightened, snug bolts by hand (if bolts are loose).

d) Back bolt to one full turn.

e) Front bolt one full turn.

f) Moving to clamp segment to the left of the one just tightened, snug bolts by hand (if bolts are loose).

g) Back bolt one full turn.

h) Front bolt one full turn.

i) Repeat above procedure "a" through "h" until all of the bolts have reached the recommended torque.

j) Remove assembly from vise.

Fraction - Decimal Conversion Chart

	Inches	Millimeters
1/64	**.015625**	**.3969**
1/32	.03125	.7938
3/64	**.046875**	**1.1906**
1/16	.0625	1.5875
5/64	**.078125**	**1.9844**
3/32	.09375	2.3813
7/64	**.109375**	**2.7781**
1/8	.125	3.1750
9/64	**.140625**	**3.5719**
5/32	.15625	3.9688
11/64	**.171875**	**4.3656**
3/16	.1875	4.7625
13/64	**.203125**	**5.1594**
7/32	.21875	5.5563
15/64	**.234375**	**5.9531**
1/4	.250	6.3500
17/64	**.265625**	**6.7469**
9/32	.28125	7.1438
19/64	**.296875**	**7.5406**
5/16	.3125	7.9375
21/64	**.328125**	**8.3344**
11/32	.34375	8.7313
23/64	**.359375**	**9.1282**
3/8	.375	9.5250
25/64	**.390625**	**9.9219**
13/32	.40625	10.3188
27/64	**.421875**	**10.7157**
7/16	.4375	11.1125
29/64	**.453125**	**11.5094**
15/32	.46875	11.9063
31/64	**.484375**	**12.3032**
1/2	.500	12.7001
33/64	**.515625**	**13.0969**
17/32	.53125	13.4938
35/64	**.546875**	**13.8907**
9/16	.5625	14.2876
37/64	**.578125**	**14.6844**
19/32	.59375	15.0813
39/64	**.609375**	**15.4782**
5/8	.625	15.8751
41/64	**.640625**	**16.2719**
21/32	.65625	16.6688
43/64	**.671875**	**17.0657**
11/16	.6875	17.4626
45/64	**.703125**	**17.8594**
23/32	.71875	18.2563
47/64	**.734375**	**18.6532**
3/4	.750	19.0501
49/64	**.765625**	**19.4470**
25/32	.78125	19.8438
51/64	**.796875**	**20.2407**
13/16	.8125	20.6376
53/64	**.828125**	**21.0345**
27/32	.84375	21.4313
55/64	**.859375**	**21.8282**
7/8	.875	22.2251
57/64	**.890625**	**22.6220**
29/32	.90625	23.0188
59/64	**.921875**	**23.4157**
15/16	.9375	23.8126
61/64	**.953125**	**24.2095**
31/32	.96875	24.6063
63/64	**.984375**	**25.0032**
1	1.000	25.4001

Identifying Threads

Pipe Threads

Pipe threads are either tapered or straight (parallel). The two styles are not compatible except for NPSL (National Pipe Straight Locknut), which is compatible with NPT.

Tapered threads

Tapered threads are the most common type of thread available. As the name implies, they have a slight taper. When mated together and tightened, the threads compress to form a seal. The mating threads both hold the fitting in place and seal the connection. The most widely used pipe threads in North America are NPT (National Pipe Taper). Some confusion may result from the use of NPT, FPT, and MPT in describing threads. Both FPT and MPT are NPT threads, with FPT meaning female threads (internal) and MPT meaning male threads (external).

NPTF (Dryseal) threads are modified NPT threads, which are less likely to leak without a sealant. For a leak-free seal, we recommend using a sealant compound or PTFE tape. You can use NPTF threads with NPT threads, but you'll lose some of the leak-free characteristics.

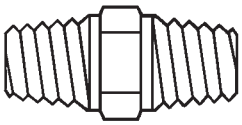

tapered threads

Straight threads

Straight (parallel) threads are used for mechanical joining. They serve one purpose - to hold a fitting in place. As a result, an O-ring (elastomer), hard metal seal or a soft seat seal is required. When used together, the threads and sealing method provide a better overall seal than tapered threads. Straight pipe threads include NPSM (National Pipe Straight Mechanical), NPSL (National Pipe Straight Locknut) and NPSH (National Pipe Straight Hose) conform to SAE (Society of Automotive Engineers specifications. Sizing and pitches differ from the NPT threads

Less common straight threads are GHT (Garden Hose) and NST (fire hose coupling).

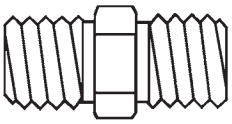

straight threads

NPT vs. BSP (British Standard Pipe)

BSP threads are common in many countries outside the United States. BSP consists of two types of threads - BSPT (British Standard Pipe Taper) and BSPP (British Standard Pipe Parallel).

BSPT threads have a slight taper similar to NPT. BSPP threads are straight (parallel) threads and have the same thread angle, shape and threads per inch (pitch) as BSPT threads. *BSPT and BSPP threads should not be substituted for NPT threads*.

NPT and BSPT/BSPP threads have different angles, shape, and (in most cases) threads per inch (pitch). The thread angle is 60° for NPT threads; 55° for BSPT/BSPP threads. NPT threads are flattened at the peaks and valleys, while BSPT/BSPP threads are rounded.

Nominal Pipe Size	Threads per inch	
	NPT	BSPT / BSPP
1/16"	27	---
1/8"	27	28
1/4"	18	19
3/8"	18	19
1/2"	14	14
3/4"	14	14
1"	11½	11
1-1/4"	11½	11
1-1/2"	11½	11
2"	11½	11
2-1/2"	8	11
3"	8	11
3-1/2"	8	11
4"	8	11
5"	8	11
6"	8	11
8"	8	11

BSPT/BSPP threads

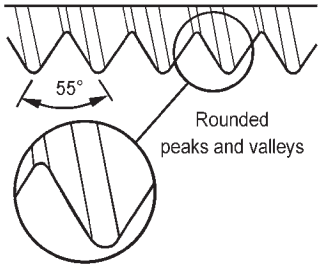

NPT threads

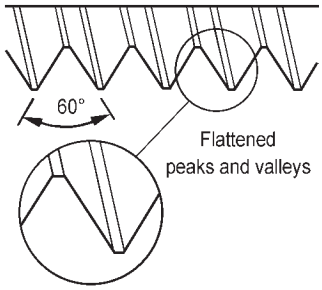

Identifying Threads

It is important to identify the threads required before ordering couplings.

Identifying threads can sometimes be the most difficult and frustrating part of coupling selection. However, without the right combination of threads, you may not provide a functional or safe connection.

The diameters, threads per inch (TPI) and thread pitch, etc. are necessary to completely identify a thread. Ring, Plug and GO/NOGO gauges are required to accurately gauge or identify threads. In the field, in the absence of these gauges, thread leaf gauges can be used to identify the Threads Per Inch (TPI) and the thread pitch. On threads you have determined to be straight threads, a caliper can be used to measure the Outside Diameter of the Male (ODM) or the Inside Diameter of the Female (IDF). A caliper can also be used to take measurements of tapered thread diameters. However, these are more difficult to define because of the taper. Fortunately, there are few tapered threads to deal with and these can usually be identified from the nominal ODM and the TPI.

However, identifying the thread may not fully identify what is needed in a mating fitting. The application is the primary *limiting factor on the thread type used.* Dixon offers products with a wide variety of threads used with hose, pipe and hydraulics.

When attempting to choose a fitting, it is always advisable to first identify the thread to which it must connect. This may entail checking with a fitting or equipment manufacturer.

The fire hose thread specifications for some local municipal fire equipment and hydrants may vary according to local specifications. These can generally be most easily identified by contacting the local fire department responsible for the hydrant. The most common thread used on fire equipment is National Standard Thread (NST), also known as National Hose thread (NH).

When it is not possible to identify the thread:

1) Determine the number of threads per inch by measuring the distance from peak of thread to peak of thread across the largest number of whole threads. Then divide the number of threads by the measurement (This will provide the TPI).
2) Check to see if the thread is straight or tapered.
   a) Straight Threads
      Measure the Outside Diameter of the Male (ODM) or the Inside Diameter of the Female (IDF), from peak of thread to peak of thread.
   b) Tapered Threads
      Measure the Outside Diameter of the Male (ODM) at the large end and the small end, or the Inside Diameter of the Female (IDF) at the large end and the small end, from peak of thread to peak of thread. Then measure the Outside Diameter (OD) of the unthreaded pipe.

Once the application and these two pieces of information have been determined, the thread can generally be determined. When in doubt, contact the factory.

Straight Thread

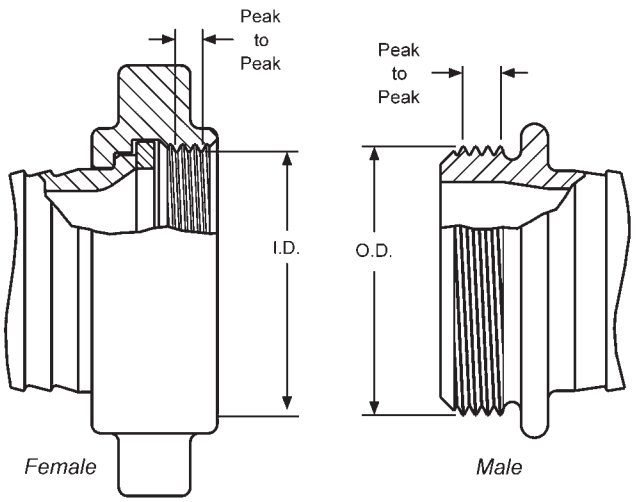

Tapered Thread

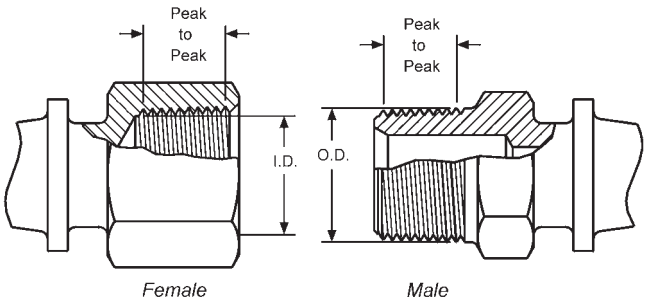

Threading Information

Abbreviation	System Name	Compatibility	Seal Method
BSPP	**B**ritish **S**tandard **P**ipe **P**arallel	Male BSPP with Female BSPP Female BSPP with Male BSPP Female BSPP with Male BSPTr	Washer Washer Washer
BSPTr	**B**ritish **S**tandard **P**ipe **T**aper	Male BSPTr with Female BSPTr Male BSPTr with Female BSPP Female BSPTr with Male BSPTr *Female BSPTr not compatible with Male BSPP*	Thread Washer Thread
CHT	American Standard Fire Hose Thread (1" National Hose Thread is **C**hemical **H**ose **T**hread, also known as Booster Hose Thread)	1" Male NH (NST) with 1" Female NH (NST) 1"Female NH (NST) with 1" Male NH (NST) 1" Thread is used on both 3/4" hose and 1" hose. *Not compatible with other systems*	Washer Washer
GHT	**G**arden **H**ose **T**hread	Male GHT with Female GHT Female GHT with Male GHT Thread is same for all size hose *Not compatible with other systems*	Washer Washer
IPS	**I**ron **P**ipe **S**traight **T**hread	Generic Name for Straight Pipe Thread See NPSH for compatibility	Washer
IPT	**I**ron **P**ipe **T**hread	Generic Name for All Pipe Thread *More information required*	
JIC	**J**oint **I**ndustrial **C**ommittee	Used with other mating JIC threads	Mechanical
NH or NST	American Standard Fire Hose Coupling Thread (**N**ational **H**ose thread also known as **N**ational **S**tandard **T**hread)	Male NH (NST) with Female NH (NST) Female NH (NST) with Male NH (NST) *Not compatible with other systems* Thread pitch and diameters of fire threads may vary according to local and municipal regulations.	Washer Washer
NPT	American Standard Taper Pipe Thread (**N**ational **P**ipe **T**apered)	Male NPT with Female NPT Male NPT with Female NPTF Male NPT with Female NPSM Male NPT with Female NPSH Female NPT with Male NPT Female NPT with Male NPTF Female NPT not compatible with Male NPSM or Male NPSH	Thread Thread Washer Washer Thread Thread
NPTF	American Standard Taper Pipe Fuel Dryseal Thread (**N**ational **P**ipe **T**apered) (Dryseal)	Male NPTF with Female NPTF Male NPTF with Female NPT Male NPTF with Female NPSM Male NPTF with Female NPSH Female NPTF with Male NPTF Female NPTF with Male NPT *Female NPTF with Male NPSM or NPSH* *Note: NPTF with NPTF threads do not require sealant for the initial use. After that, sealant is required.*	Thread Thread Washer Washer Thread Thread *Not Compatible*
NPSH	American Standard Straight Pipe for Hose Couplings (**N**ational **P**ipe **S**traight **H**ose)	Male NPSH with Female NPSH Female NPSH with Male NPSH Female NPSH with Male NPT Female NPSH with Male NPTF Female NPSH with Male NPSM	Washer Washer Washer Washer Washer
NPSM	American Standard Straight Mechanical Joints (**N**ational **P**ipe **S**traight **M**echanical)	Male NPSM with Female NPSM Male NPSM with Female NPSH Female NPSM with Male NPSM Female NPSM with Male NPT Female NPSM with Male NPTF	Seal can be either mechanical or washer. Mating fittings must be of same type.
SIPT	**S**traight **I**ron **P**ipe **T**hread	Generic name for Straight Pipe Thread	Washer
TIPT	**T**apered **I**ron **P**ipe **T**hread	Generic name for Tapered Pipe Thread	Thread
NYC	**NYC** Fire Department	Straight Thread used in New York City	Washer
Chicago	**Chicago** Fire Department	Straight Thread used in Chicago	Washer

Thread Dimensions

Nominal Dimensions of Standard Threads

ODM -- Outside Diameter of the Male IDF -- Inside Diameter of the Female TPI -- Threads Per Inch

Size	Pipe OD	**Tapered Threads**		**Straight Threads**											
		NPT	*BSPTr*	*NPSH*			*NPSM*			*NST (NH)*			*BSPP*		
		TPI	TPI	TPI	ODM *(max)*	IDF *(min)*	TPI	ODM *(max)*	IDF *(min)*	TPI	ODM *(max)*	IDF *(min)*	TPI	ODM *(max)*	IDF *(min)*
1/8"	.405	27	28				27	0.397	0.358					0.383	0.337
1/4"	.540	18	19				18	0.526	0.468					0.516	0.450
3/8"	.675	18	19				18	0.662	0.603					0.656	0.588
1/2"	.840	14	14	14	0.8248	0.7395	14	0.823	0.747					0.825	0.733
3/4"	1.050	14	14	14	1.0353	0.9500	14	1.034	0.958					1.041	0.950
1"	1.315	11.5	11	11.5	1.2951	1.1921	11.5	1.293	1.201	8	1.375	1.2246	11	1.309	1.193
1-1/4"	1.660	11.5	11	11.5	1.6399	1.5369	11.5	1.638	1.546				11	1.650	1.534
1-1/2"	1.900	11.5	11	11.5	1.8788	1.7758	11.5	1.877	1.785	9	1.990	1.8577		1.882	1.766
2"	2.375	11.5	11	11.5	2.3528	2.2498	11.5	2.351	2.259				11	2.347	2.231
2-1/2"	2.875	8	11	8	2.8434	2.6930	8	2.841	2.708	7.5	3.068	2.9104	11	2.960	2.844
3"	3.500	8	11				8	3.467	3.334	6	3.623	3.5306	11	3.460	3.344
4"	4.500	8	11				8	4.466	4.333	4	5.010	4.7111		4.450	4.334
4-1/2"										4	5.760	5.4611	11		
5"	5.563	8	11				8	5.528	5.395	4	6.260	5.9602	11	5.450	5.359
6"	6.625	8	11				8	6.585	6.452	4	7.025	6.7252		6.450	6.359
8"	8.625	8													
10"	10.750	8													
12"	12.750	8													

GHT (3/4") -- 1.0625 ODM, 11-1/2 TPI

Note: Female NPT (Tapered Pipe) thread is not available on hose swivel nuts.

Normal Engagement Length of NPT Thread in Inches (A) *

* Dimensions given do not allow for variations in tapping or threading.

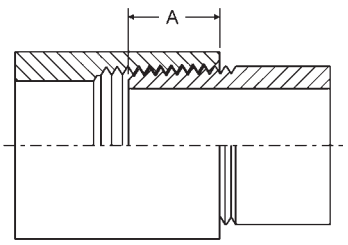

Thread Size	Dimension A
1/8"	1/4"
1/4"	3/8"
3/8"	3/8"
1/2"	1/2"
3/4"	9/16"
1"	11/16"
1-1/4"	11/16"
1-1/2"	11/16"
2"	3/4"
2-1/2"	15/16"
3"	1"
4"	1-1/8"
5"	1-1/4"
6"	1-5/16"
8"	1-7/16"
10"	1-5/8"
12"	1-3/4"

Thread Sealing Tips

Thread Sealing Tips

Sealing NPT threads can be an exasperating experience if certain techniques are not followed. The following tips will help alleviate many common problems in thread sealing:

1. Always use some type of sealant (tape or paste) and apply sealant to male thread only. If using a hydraulic sealant, allow sufficient curing time before system is pressurized.
2. When using tape sealant, wrap the threads in a clock-wise motion starting at the first thread and, as layers are applied, work towards the imperfect (vanishing) thread. If the system that the connection being made to cannot tolerate foreign matter (i.e. air systems), leave the first thread exposed and apply the tape sealant as outlined above.
3. When using paste sealant, apply to threads with a brush, using the brush to work the sealant into the threads. Apply enough sealant to fill in all the threads all the way around.
4. When connecting one stainless steel part to another stainless steel part that will require future disassembly, use a thread sealant that is designed for stainless steel (see page 634). This stainless steel thread sealant is also useful when connecting aluminum to aluminum that needs to be disconnected in the future. These two materials gall easily, and if the correct sealant is not used, it can be next to impossible to disassemble.
5. When connecting parts made of dissimilar metals (i.e. steel and aluminum), standard tape or paste sealant performs satisfactory.
6. For sizes 2" and below, tape or paste performs satisfactory. When using thread tape, four wraps (covering all necessary threads) is usually sufficient.
7. For sizes 2½" and above, thread paste is recommended. If thread tape is used, eight wraps (covering all necessary threads) is usually sufficient. Apply more wraps if necessary.
8. For stubborn to seal threads, apply a normal coating of thread paste followed by a normal layer of thread tape.
9. For extremely stubborn to seal threads, apply a normal coating of thread paste followed by a single layer of gauze bandage followed by a normal layer of thread tape.

Caution!

When this procedure is done, the connection becomes permanent. Extreme measures will be necessary to disconnect these components. *All other measures to seal the threads should be explored prior to use of this technique.*

10. Over-tightening threads can be just as detrimental as insufficient tightening. For sizes 2" and below, hand tighten the components and, with a wrench, tighten 3 full turns. For sizes 2½" and above, hand tighten the components and, with a wrench, tighten 2 full turns.

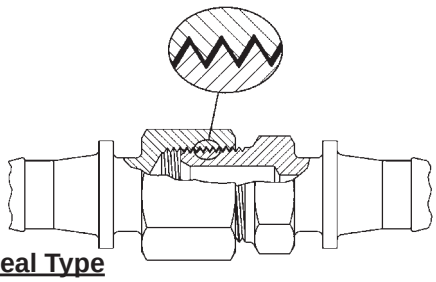

Thread Seal Type

- A seal is obtained by applying a sealant to the male thread before engaging.
- The sealant is used to prevent spiral leakage.
- Thread tape or paste is the preferred sealant in this type of application.
- Please refer to page 634 for thread tape options.

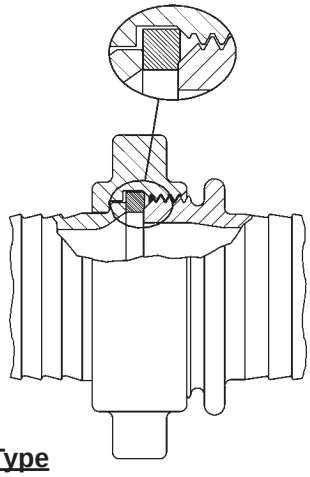

Washer Seal Type

- A seal is obtained when the male thread is tightened down onto the washer of the female assembly.
- The washer should be inspected regularly and replaced as needed to prevent leakage.
- Please refer to pages 272, 275 and 606 for replacement washers.

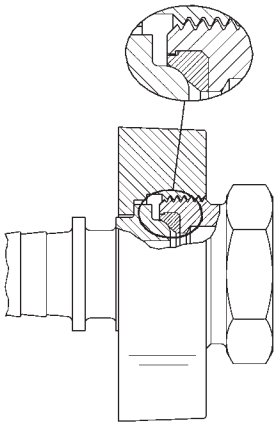

Mechanical Seal Type

- A seal is obtained through metal to metal contact or metal to seal contact, i.e. JIC couplings (page 385) have a metal to metal seal. Boss Ground Joint couplings (pages 93, 96) have a metal to seal contact, (shown above).
- The couplings should be retightened as needed to prevent leakage.

Force Chart

Force (In Pounds)

Hose ID	25 PSI	50 PSI	75 PSI	100 PSI	150 PSI	200 PSI	250 PSI	300 PSI	500 PSI	1000 PSI
1/4"	1	2	4	5	7	10	12	15	25	49
3/8"	3	6	8	11	17	22	28	33	55	110
1/2"	5	10	15	20	29	39	49	59	98	196
3/4"	11	22	33	44	66	88	110	133	221	442
1"	20	39	59	79	118	157	196	236	393	785
1-1/4"	31	61	92	123	184	245	307	368	614	1227
1-1/2"	44	88	133	177	265	353	442	530	884	1767
2"	79	157	236	314	471	628	785	942	1571	3142
2-1/2"	123	245	368	491	736	982	1227	1473	2454	4909
3"	177	353	530	707	1060	1414	1767	2121	3534	7069
4"	314	628	942	1257	1885	2513	3142	3770	6283	12566
5"	491	982	1473	1964	2945	3927	4909	5891	9818	19635
6"	707	1414	2121	2827	4241	5655	7069	8482	14137	28274
8"	1257	2513	3770	5027	7540	10053	12566	15080	25133	50266
10"	1964	3927	5891	7854	11781	15708	19635	23562	39270	78540
12"	2827	5655	8482	11310	16965	22620	28274	33929	56549	113098

Note: For hose I.D.'s from 1-1/4" to 12" the force in pounds is greater than the PSI.

- *Force is the dynamic power which is exported longitudinally through a hose, towards the ends. To arrive at the number of pounds of force exerted, you merely multiply the area of the I.D. times the working pressure being used.*
- Area of a circle: πr^2 (PI [3.1416] times radius squared)
- Force = Area x Pressure

Pressure - Temperature Ratings

Pressure Class	150	300
Test Pressure	425	1100
Service Temperature	Working Pressure	
-20 to 100	275	720
150	255	710
200	240	700
250	225	690
300	210	680
350	195	675
400	180	665
450	165	650
500	150	625
550	140	590
600	130	555
650	120	515
700	110	470
750	100	425

Note: Ratings apply to all products covered by USA B16.5 valves conforming to the requirements of this standard must, in other respects, merit these ratings.

All ratings are maximum allowable non-shock pressures (PSIG) at the tabulated temperatures (degree Fahrenheit) and may be interpolated between temperatures shown. The primary service pressure ratings are shown in bold face type. Temperatures are those on the inside of the pressure retaining structure.

The use of these ratings requires gaskets conforming to the requirements of USA B16.5. The user is responsible for selecting gaskets of dimensions and materials to withstand the required bolt loading without injurious crushing, and suitable for the service conditions in all other respects.

Pipe Dimensions

Dimensions of Seamless and Welded Steel Pipe ASA-B36.10 and B36.19

Nominal Pipe Size	Outside Diameter	Pipe Schedule Wall Thickness												
		10	20	30	Stand.	40	60	Extra Strong	80	100	120	140	160	XXX Strong
1/8"	0.405"	0.049	---	---	0.068	0.068	---	0.095	0.095	---	---	---	---	---
1/4"	0.540"	0.065	---	---	0.088	0.088	---	0.119	0.119	---	---	---	---	---
3/8"	0.675"	0.065	---	---	0.091	0.091	---	0.126	0.126	---	---	---	---	---
1/2"	0.840"	0.083	---	---	0.109	0.109	---	0.147	0.147	---	---	---	0.188	0.294
3/4"	1.050"	0.083	---	---	0.113	0.113	---	0.154	0.154	---	---	---	0.219	0.308
1"	1.315"	0.109	---	---	0.133	0.133	---	0.179	0.179	---	---	---	0.250	0.358
1-1/4"	1.660"	0.109	---	---	0.140	0.140	---	0.191	0.191	---	---	---	0.250	0.382
1-1/2"	1.900"	0.109	---	---	0.145	0.145	---	0.200	0.200	---	---	---	0.281	0.400
2"	2.375"	0.109	---	---	0.154	0.154	---	0.218	0.218	---	---	---	0.344	0.436
2-1/2"	2.875"	0.120	---	---	0.203	0.203	---	0.276	0.276	---	---	---	0.375	0.552
3"	3.500"	0.120	---	---	0.216	0.216	---	0.300	0.300	---	---	---	0.438	0.600
3-1/2"	4.000"	0.120	---	---	0.226	0.226	---	0.318	0.318	---	---	---	---	---
4"	4.500"	0.120	---	---	0.237	0.237	---	0.337	0.337	---	0.438	---	0.531	0.674
5"	5.563"	0.134	---	---	0.258	0.258	---	0.375	0.375	---	0.500	---	0.625	0.750
6"	6.625"	0.134	---	---	0.280	0.280	---	0.432	0.432	---	0.562	---	0.719	0.864
8"	8.625"	0.148	0.250	0.277	0.322	0.322	0.406	0.500	0.500	0.594	0.719	0.812	0.906	0.873
10"	10.750"	0.165	0.250	0.307	0.365	0.365	0.500	0.500	0.594	0.719	0.844	1.000	1.125	1.000
12"	12.750"	0.180	0.250	0.330	0.375	0.406	0.562	0.500	0.688	0.844	1.000	1.125	1.312	1.000

Definitive Cross-Reference from NPS to DN Specification Sizes

Nominal Pipe Size	DN	OD (inches)	Pipe Schedule Wall Thickness													
			5S	5	10S	10	20	30	40S	40	60	80S	80	100	120	160
1/8"	6	0.405	---	0.035	---	0.049	---	0.057	---	0.068	---	---	0.095	---	---	---
1/4"	8	0.540	---	0.049	---	0.065	---	0.073	---	0.088	---	---	0.119	---	---	---
1/2"	15	0.840	---	0.065	---	0.083	---	0.095	---	0.109	---	---	0.147	---	0.170	0.188
3/4"	20	1.050	---	0.065	---	0.083	---	0.095	---	0.113	---	---	0.154	---	0.170	0.219
1"	25	1.315	---	0.065	---	0.109	---	0.114	---	0.133	---	---	0.179	---	0.200	0.250
1-1/4"	32	1.660	---	0.065	---	0.109	---	0.117	---	0.140	---	---	0.191	---	0.215	0.250
1-1/2"	40	1.900	---	0.065	---	0.109	---	0.125	---	0.145	---	---	0.200	---	0.225	0.281
2"	50	2.375	---	0.065	---	0.109	---	---	---	0.154	---	---	0.218	---	0.250	0.344
2-1/2"	65	2.875	---	0.083	---	0.120	---	---	---	0.203	---	---	0.276	---	0.300	0.375
3"	80	3.500	---	0.083	---	0.120	---	---	---	0.216	---	---	0.330	---	0.350	0.438
4"	100	4.500	---	0.083	---	0.120	---	---	---	0.237	0.281	---	0.377	---	0.437	0.531
5"	125	5.563	---	0.109	---	0.134	---	---	---	0.258	---	---	0.375	---	0.500	0.625
6"	150	6.625	---	0.109	---	0.134	---	---	---	0.280	---	---	0.432	---	0.562	0.719
8"	200	8.625	---	0.109	---	0.148	0.250	0.277	---	0.322	0.406	---	0.500	0.593	0.718	0.906
10"	250	10.750	0.134	0.134	0.165	0.165	0.250	0.307	0.365	0.365	0.500	0.500	0.593	0.718	0.843	---
12"	300	12.750	0.156	0.165	0.180	0.180	0.250	0.330	0.375	0.406	0.500	0.500	0.687	0.843	1.000	---

Replacement Washers for Hydrant Adapters and Fire Hose Nozzles

The "sw" swivel washer on page 478 replaces the gaskets in the following:

- hydrant adapters: HA, RHA, AHA
- cam and groove hydrant adapter
- female x male hex nipples (FM series)
- brass fog nozzles (BFN series)
- brass electrical all-fog nozzles (BFNE series)
- heavy duty brass industrial fog nozzles (HFN series)
- higher pressure brass industrial fog nozzles (HPFN series)
- brass rack nozzles (BRN series)
- U/L play pipe
- tip for U/L play pipe
- aluminum ball shut off (ABSO series)

The "CFG" gaskets on page 519 replace the following:

- constant flow thermoplastic fog nozzles (CFB)
- blue thermoplastic refinery fog nozzles (RNB)

The "FNG" gaskets on page 520 replace the following:

- thermoplastic fog nozzles (PFNB, FNB, FN, SL)
- thermoplastic fog nozzles for electrical fires (FNBE)

The gaskets for the following parts have to special ordered, please contact customer service at 1-877-712-6179:

- Coast Guard approved water fog nozzle
- US Coast Guard approved fog nozzle
- aluminum tip for ball shut-off nozzles
- monitor nozzle
- steel FirePro nozzle
- Master Stream nozzle

Replacement Gasket Chart

Size	FNPT Threads [1]	FNST Threads	FNSPSH Threads
1½"	---	***SW150***	***SW150***
2"	---	---	***SW200***
2½"	---	***SW250***	***SW250***
3"	---	***SW300F***	***SW300F***
4"	---	***SW400F***	***SW400F***
4½"	---	***SW450F***	---
5"	---	***SW500F***	---
6"	---	***SW600F***	---

[1] FNPT threads - no gasket/seal by threads

Brass Plain Hose Nozzle Gaskets

Nozzle	Gasket
BN6	***KRW5***
BN7	***KRW5***
BN10	***KRW10***
BN12	***KRW15***
BN15	***KRW20***
BN20	***SW200***
BN25	***KRW35***
BN10F	***SW100F***
BN15F	***SW150***
BN25F	***SW250***
BN15NYFD	***SW150***
BN25NYFD	***SW250***

Flange Information

Flange Bolt Tightening Sequence (Use appropriate gaskets and bolts)

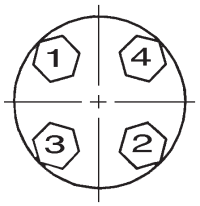

4 Bolt

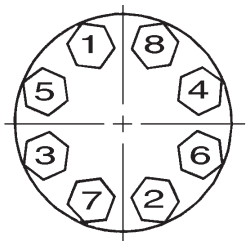

8 Bolt

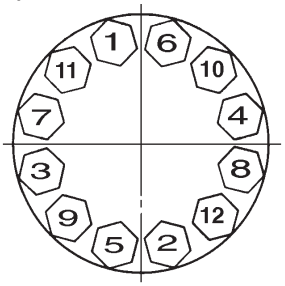

12 Bolt

See page 669 for drilling dimensions

Flange Diagrams

Threaded Applications

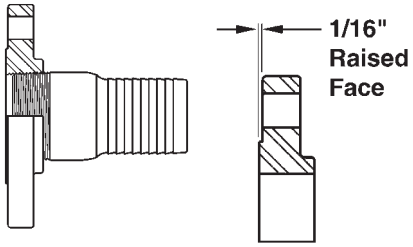

Threaded Flange with raised face

Welded Applications

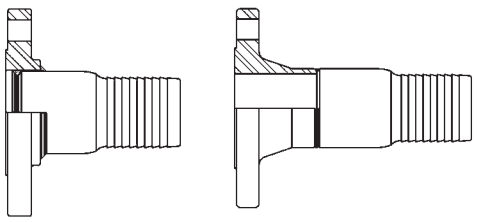

Slip-On Flange with raised face

Weld Neck Flange with raised face

Floating Applications
(flange free to swivel)

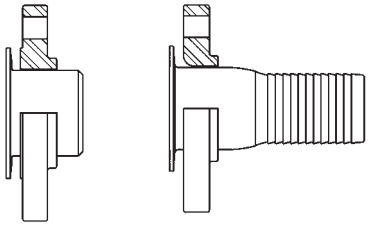

Slip-On Flange with raised face

Lap-Joint Flange

Flange Dimensions

Dimensions of 150 LB. ASA Steel Flanges

Nominal Pipe Size	Flange OD	Thickness *	OD of Raised Face	Diameter of Bolt Circle	Number of Bolts	Diameter of Bolt Holes	Diameter of Bolts
1"	4-1/4"	9/16"	2"	3-1/8"	4	5/8"	1/2"
1-1/2"	5"	11/16"	2-7/8"	3-7/8"	4	5/8"	1/2"
2"	6"	3/4"	3-5/8"	4-3/4"	4	3/4"	5/8"
2-1/2"	7"	7/8"	4-1/8"	5-1/2"	4	3/4"	5/8"
3"	7-1/2"	15/16"	5"	6"	4	3/4"	5/8"
4"	9"	15/16"	6-3/16"	7-1/2"	8	3/4"	5/8"
5"	10"	15/16"	7-5/16"	8-1/2"	8	7/8"	3/4"
6"	11"	1"	8-1/2"	9-1/2"	8	7/8"	3/4"
8"	13-1/2"	1-1/8"	10-5/8"	11-3/4"	8	7/8"	3/4"
10"	16"	1-3/16"	12-3/4"	14-1/4"	12	1"	7/8"
12"	19"	1 1/4"	15"	17"	12	1"	7/8"

* 1/16" raised face is included in the thickness.

Dimensions of Tank Truck Flanges (TTMA Drilling)

Nominal Pipe Size	Flange OD	Thickness *	Diameter of Bolt Circle	Number of Bolts	Diameter of Bolt Holes	Diameter of Bolts
3"	5-5/8"	3/8"	4-7/8"	8	7/16"	3/8"
4"	6-5/8"	3/8"	5-7/8"	8	7/16"	3/8"
6"	8-7/8"	3/8"	8-1/8"	12	7/16"	3/8"

* Listed thickness is for aluminum flanges

ANSI Flange Dimensions

150 lb. Standard

Nominal Pipe Size	Outside Diameter Flange	Flange Thickness	Drill Template		
			Number Holes	Diameter Bolts	Bolt Circle
1/2"	3-1/2"	7/16"	4	1/2"	2-3/8"
3/4"	3-7/8"	1/2"	4	1/2"	2-3/4"
1"	4-1/4"	9/16"	4	1/2"	3-1/8"
1-1/4"	4-5/8"	5/8"	4	1/2"	3-1/2"
1-1/2"	5"	11/16"	4	1/2"	3-7/8"
2"	6"	3/4"	4	5/8"	4-3/4"
2-1/2"	7"	7/8"	4	5/8"	5-1/2"
3"	7-1/2"	15/16"	4	5/8"	6"
3-1/2"	8-1/2"	15/16"	8	5/8"	7"
4"	9"	15/16"	8	5/8"	7-1/2"
5"	10"	15/16"	8	3/4"	8-1/2"
6"	11"	1"	8	3/4"	9-1/2"
8"	13-1/2"	1-1/8"	8	3/4"	11-3/4"
10"	16"	1-3/16"	12	3/4"	14-1/4"
12"	19"	1-1/4"	12	3/4"	17"

300 lb. Standard

Nominal Pipe Size	Outside Diameter Flange	Flange Thickness	Drill Template		
			Number Holes	Diameter Bolts	Bolt Circle
1/2"	3-3/4"	9/16"	4	1/2"	2-5/8"
3/4"	4-5/8"	5/8"	4	5/8"	3-1/4"
1"	4-7/8"	11/16"	4	5/8"	3-1/2"
1-1/4"	5-1/4"	3/4"	4	5/8"	3-7/8"
1-1/2"	6-1/8"	13/16"	4	3/4"	4-1/2"
2"	6-1/2"	7/8"	8	5/8"	5"
2-1/2"	7-1/2"	1"	8	3/4"	5-7/8"
3"	8-1/4"	1-1/8"	8	3/4"	6-5/8"
3-1/2"	9"	1-3/16"	8	3/4"	7-1/4"
4"	10"	1-1/4"	8	3/4"	7-7/8"
5"	11"	1-3/8"	8	3/4"	9-1/4"
6"	12-1/2"	1-7/16"	12	3/4"	10-5/8"
8"	15"	1-5/8"	12	7/8"	13"
10"	17-1/2"	1-7/8"	16	1"	15-1/4"
12"	20-1/2"	2"	16	1-1/8"	17-3/4"

600 lb. Standard

Nominal Pipe Size	Outside Diameter Flange	Flange Thickness	Drill Template		
			Number Holes	Diameter Bolts	Bolt Circle
1/2"	3-3/4"	9/16"	4	5/8"	2-5/8"
3/4"	4-5/8"	5/8"	4	3/4"	3-1/4"
1"	4-7/8"	11/16"	4	3/4"	3-1/2"
1-1/4"	5-1/4"	13/16"	4	3/4"	3-7/8"
1-1/2"	6-1/8"	7/8"	4	7/8"	4-1/2"
2"	6-1/2"	1"	8	3/4"	5"
2-1/2"	7-1/2"	1-1/8"	8	7/8"	5-7/8"
3"	8-1/4"	1-1/4"	8	7/8"	6-5/8"
3-1/2"	9"	1-3/8"	8	1"	7-1/4"
4"	10-7/5"	1-1/2"	8	1"	8-1/2"
5"	13"	1-3/4"	8	1-1/8"	10-1/2"
6"	14"	1-7/8"	12	1-1/8"	11-1/2"
8"	16-1/2"	2-3/16"	12	1-1/4"	13-3/4"
10"	20"	2-1/2"	16	1-3/8"	17"
12"	22"	2-5/8"	20	1-3/8"	19-1/4"

900 lb. Standard

Nominal Pipe Size	Outside Diameter Flange	Flange Thickness	Drill Template		
			Number Holes	Diameter Bolts	Bolt Circle
1/2"	4-3/4"	7/8"	4	7/8"	3-1/4"
3/4"	5-1/8"	1"	4	7/8"	3-1/2"
1"	5-7/8"	1-1/8"	4	1"	4"
1-1/4"	6-1/4"	1-1/8"	4	1"	4-3/8"
1-1/2"	7"	1-1/4"	4	1-1/8"	4-7/8"
2"	8-1/2"	1-1/2"	8	1"	6-1/2"
2-1/2"	9-5/8"	1-5/8"	8	1-1/8"	7-1/2"
3"	9-1/2"	1-1/2"	8	1"	7-1/2"
3-1/2"	11-1/2"	1-3/4"	8	1-1/4"	9-1/4"
4"	13-3/4"	2"	8	1-3/8"	11"
6"	15"	2-3/16"	12	1-1/4"	12-1/2"
8"	18-1/2"	2-1/2"	12	1-1/2"	15-1/2"
10"	21-1/2"	2-3/4"	16	1-1/2"	18-1/2"
12"	24"	3-1/8"	20	1-1/2"	21"

Water Data and Formulas



1 gallon water = 231 cubic inches = 8.333 pounds

1 pound of water = 27.7 cubic inches

1 cubic foot water = 7.5 gallons = 62.5 pounds (salt water weighs approximately 64.3 pounds per cubic foot)

Pounds per square inch at bottom of a column of water = height of column in feet x .434

1 miner's inch = 9 to 12 gallons per minute

Horsepower to Raise Water
If pumping liquid other than water, multiply the gallons per minute below by the liquids specific gravity

$$\text{Horsepower} = \frac{\text{gallons per minute x total head in feet}}{3960}$$

Gallons Per Minute through a Pipe
GPM = .0408 x pipe diameter inches^2 x feet/minute water velocity

Weight of Water in a Pipe
Pounds water = pipe length feet x pipe diameter inches^2 x .34

L Distance (inches)	Gallons per Minute Discharge for a Given Nominal Pipe Diameter D (inches)				
	5	6	8	10	12
5	163	---	---	---	---
6	195	285	---	---	---
7	228	334	580	---	---
8	260	380	665	1060	---
9	293	430	750	1190	1660
10	326	476	830	1330	1850
11	360	525	915	1460	2020
12	390	570	1000	1600	2220
13	425	620	1080	1730	2400
14	456	670	1160	1860	2590
15	490	710	1250	2000	2780
16	520	760	1330	2120	2960
17	550	810	1410	2260	3140
18	590	860	1500	2390	3330
19	620	910	1580	2520	3500
20	650	950	1660	2660	3700
21	685	1000	1750	2800	3890
22	720	1050	1830	2920	4060
23	750	1100	1910	3060	4250
24	---	1140	2000	3200	4440

Water Discharge Table

This table is intended for general reference and general applicability only, and should not be relied upon as the sole or precise source of information available with respect to the subject covered. The user should also refer to and follow manufacturer's specific instructions and recommendations with regard to such information, where they exist.

Flow of water through 100 foot lengths of hose, Straight-Smooth Bore - U.S. Gallons per minute

PSI at Hose Inlet	Nominal Hose ID Diameters - Inches							
	1"	1-1/4"	1-1/2"	2"	2-1/2"	3"	4"	6"
20	26	47	76	161	290	468	997	2895
30	32	58	94	200	360	582	1240	3603
40	38	68	110	234	421	680	1449	4209
50	43	77	124	264	475	767	1635	4748
60	47	85	137	291	524	846	1804	5239
75	53	95	154	329	591	955	2035	5910
100	62	112	180	384	690	1115	2377	6904
125	70	126	203	433	779	1258	2681	7788
150	77	139	224	478	859	1388	2958	8593
200	90	162	262	558	1004	1621	3455	10038

Figures are to be used as a guide since the hose inside diameter tolerance, the type of fittings used, and orifice restriction all influence the actual discharge. Thus, variations plus or minus from the table may be obtained in actual service.

Conversion Table - Feet of Water to Inches of Mercury

Feet of Water	1	2	4	6	8	10	12	14	16	20	22	24	26	28	30	32	34
Inches of Mercury	0.9	1.8	3.5	5.3	7.1	8.8	10.6	12.4	14.1	17.7	19.4	21.2	23.0	24.8	26.5	28.3	30.0

Feet Head of Water to PSI

Feet Head	Pounds per Square Inch	Feet Head	Pounds per Square Inch	Feet Head	Pounds per Square Inch	Feet Head	Pounds per Square Inch
1	0.43	15	6.50	100	43.31	250	108.27
2	0.87	20	8.66	110	47.64	300	129.93
3	1.30	25	10.83	120	51.97	350	151.58
4	1.73	30	12.99	130	56.30	400	173.24
5	2.17	40	17.32	140	60.63	500	216.55
6	2.60	50	21.65	150	64.96	600	259.85
7	3.03	60	25.99	160	69.29	700	303.16
8	3.46	70	30.32	170	73.63	800	346.47
9	3.90	80	34.65	180	77.96	900	389.78
10	4.33	90	38.98	200	86.62	1000	433.00

Note: One foot of water at 62° F equals 0.433 PSI.
To find the PSI for any feet head not given in the table, multiply the feet head by 0.433.

Maximum Recommended Air Flow (SCFM) Through ANSI Standard Weight Schedule 40 Metal Pipe

The flow values in the table below are based on a pressure drop of 10% of the applied pressure per 100 feet of pipe for 1/8", 1/4", 3/8", and 1/2" pipe sizes; and a pressure drop of 5% of the applied pressure per 100 feet of pipe for 3/4", 1", 1-1/4", 2", 2-1/2", 3" pipe sizes. The table gives recommended flows for pipe sizes at listed pressures and should be used to determine appropriate piping for air systems.

Applied Pressure **PSI**	Nominal Standard Pipe Size										
	1/8"	*1/4"*	*3/8"*	*1/2"*	*3/4"*	*1"*	*1-1/4"*	*1-1/2"*	*2"*	*2-1/2"*	*3"*
5	0.5	1.2	2.7	4.9	6.6	13	27	40	80	135	240
10	0.8	1.7	3.9	7.7	11.0	21	44	64	125	200	370
20	1.3	3.0	6.6	13.0	18.5	35	75	110	215	350	600
40	2.5	5.5	12.0	23.0	34.0	62	135	200	385	640	1100
60	3.5	8.0	18.0	34.0	50.0	93	195	290	560	900	1600
80	4.7	10.5	23.0	44.0	65.0	120	255	380	720	1200	2100
100	5.8	13.0	29.0	54.0	80.0	150	315	470	900	1450	2600
150	8.6	20.0	41.0	80.0	115.0	220	460	680	1350	2200	3900
200	11.5	26.0	58.0	108.0	155.0	290	620	910	1750	2800	5000
250	14.5	33.0	73.0	135.0	200.0	370	770	1150	2200	3500	6100

Air Supply Requirements (operating pressure: 90 PSI)

Tool	Class	Typical Air Consumption (CFM)	Hose Size (inches)		
			0-10 ft.	10-50 ft.	50-200 ft.
Paving Breakers	25 lb. 35 lb. 60 lb. 80 lb.	45 50 65 80	1/2 1/2 1/2 3/4	1/2 3/4 3/4 3/4	3/4 3/4 1 1
Claydiggers		45	1/2	1/2	3/4
Hand Drills	8 lb. 15 lb.	20 32	3/8 3/8	3/8 1/2	1/2 1/2
Rock (Sinker) Drills	45 lb. 55 lb.	105 130	3/4 3/4	3/4 1	1 1
Tampers	5" butt 6" butt	20 30	3/8 1/2	1/2 1/2	1/2 3/4
Sump Pump Sludge Pump	3 HP Ejector	100 90	3/4 1	3/4 1	1 1
Vibrators	2-1/2" 3"	60 60	1 1	1 1	1 1
Chipping Hammers		25	3/8	1/2	1/2
Impact Wrenches	3/8" sq. dr. 1/2" 3/4" 1"	10 15 25 50	5/16 5/16 3/8 1/2	3/8 3/8 1/2 3/4	3/8 1/2 1/2 3/4
Drills	1/4" - 1/2"	22	3/8	3/8	1/2
Grinders	die/burr small angle 3 HP vertical	20 20 75	3/8 3/8 1/2	3/8 3/8 3/4	1/2 1/2 1

CFM vs PSI for Nozzles

Gauge PSI	CFM Free Air Flow @ Nozzle Diameter (Inch)							
	1/64	1/32	3/64	1/16	3/32	1/8	3/16	1/4
1	.03	.11	.2	.4	1.0	1.7	3.9	6.8
5	.06	.24	.5	1.0	2.2	3.9	8.7	15.4
10	.08	.34	.8	1.4	3.1	5.4	12.3	21.8
15	.10	.42	.9	1.6	3.7	6.6	15.0	26.7
20	.12	.48	1.1	1.9	4.2	7.7	17.1	30.8
25	.13	.54	1.2	2.2	4.7	8.6	19.4	34.5
30	.16	.63	1.4	2.5	5.6	10.0	22.5	40.0
40	.19	.77	1.7	3.1	6.8	12.3	27.5	49.1
50	.22	.91	2.0	3.6	8.2	14.5	32.8	58.2
60	.26	1.05	2.3	4.2	9.4	16.8	37.5	67.0
70	.29	1.19	2.7	4.8	10.7	19.0	43.0	76.0
80	.33	1.33	3.0	5.3	11.9	21.2	47.5	85.0
90	.36	1.47	3.3	5.9	13.1	23.5	52.5	94.0
100	.40	1.61	3.7	6.4	14.5	25.8	58.3	103.0
110	.43	1.76	3.9	7.0	15.7	28.0	63.0	112.0
120	.47	1.90	4.30	7.6	17.0	30.2	68.0	121.0
130	.50	2.04	4.6	8.1	18.2	32.4	73.0	130.0
140	.54	2.17	4.9	8.7	19.5	34.5	78.0	138.0
150	.57	2.33	5.2	9.2	20.7	36.7	83.0	147.0
175	.66	2.65	5.9	10.6	23.8	42.1	95.0	169.0
200	.76	3.07	6.9	12.2	27.5	48.7	110.0	195.0

PSI = pounds/square inch; CFM = cubic feet/minute

Formulas

Air Velocity in a Pipe

Using the equation and typical values of V, D and L explained to the right approximate values of P are computed as follows:

Velocity Ft/Sec	Pipe Diameter in Inches, 10' long				
	1	2	4	6	10
1	.0004	.0002	.0001	.00007	.00004
2	.0016	.0008	.0004	.00030	.00016
5	.0100	.0050	.0025	.00170	.0010
10	.0400	.0200	.0100	.00670	.0040
15	.0900	.0450	.0225	.01500	.0090
20	.1600	0080	.0400	.02700	.0160
25	.2500	.1250	.0625	.04170	.0250
30	.3600	.1800	.0900	.06000	.0360

$$V = \sqrt{\frac{25{,}000\ DP}{L}}$$

V = air velocity in feet per second
D = pipe inside diameter in inches
L = length of pipe in feet
P = pressure loss due to air friction in ounces/square inch

formula from B.F.Sturtevant Company

Air Volume Discharged from Pipe

CFM = air volume in cubic feet per minute
V = air velocity in feet per second as determined in the equation at the top of this page
A = cross section area of pipe in square feet

$$CFM = 60VA$$

Boyle's Law

If temperature is kept constant, the volume of a given mass of gas is inversely proportional to the pressure which is exerted upon it.

$$\frac{\text{Initial Pressure}}{\text{Final Pressure}} = \frac{\text{Final Volume}}{\text{Initial Volume}}$$

Suggested Pipe Size for Compressed Air Flow at 100 PSI Length of Run, Feet

SCFM Air Flow	25	50	75	100	150	200	300	500	1000	Compressor HP
4	½	½	½	½	½	½	½	¾	¾	1
12	½	½	½	¾	¾	½	¾	1	1	3
20	¾	¾	¾	¾	1	¾	1	1¼	1¼	5
30	¾	¾	1	1	1	1	1¼	1¼	1¼	7½
40	¾	1	1	1	1¼	1	1¼	1½	1½	10
60	1	1	1¼	1¼	1¼	1¼	1½	1½	2	15
80	1	1¼	1¼	1¼	1½	1¼	1½	2	2	20
100	1¼	1¼	1½	1½	1½	1½	2	2	2½	25
120	1¼	1½	1½	1½	2	1½	2	2½	2½	30
160	1¼	1½	1½	2	2	1½	2½	2½	3	40
200	1½	2	2	2	2	2	2½	3	3	50
240	1½	2	2	2	2½	2	2½	3	3	60
300	2	2	2	2½	2½	2	3	3	3½	75
400	2	2½	2½	2½	3	2½	3	3½	4	100
500	2	2½	2½	3	3	2½	3½	3½	4	125

On a compressed air distribution system, pressure losses greater than 3% are considered excessive, and a well-designed system having a steady rate of air flow is usually designed for not more than a 1% loss or 1 PSI for a 100 PSI system. The pipe size depends not only on the volume of air flow but how far it must be carried. To hold the distribution loss to 1 PSI, pipes of larger diameter must be used on longer runs to carry the same flow that can be handled by smaller pipes on shorter runs.

Figures in the body of the chart above are pipe sizes recommended on a 100 PSI system to carry air with less than 1 PSI loss. When measuring lengths of runs, add 5' of length for each pipe fitting. If carrying 120 PSI pressure these sizes will carry slightly more air than shown, or pressure loss will be slightly less than 1 PSI. If carrying 80 PSI pressure these pipes will carry slightly less air at 1 PSI pressure loss than shown in the chart.

The left column of the chart shows the volume of air to be carried. It is difficult to estimate the air flow volume to be carried in each leg of the distribution system. This varies with the application. On some applications, like in a large plant with many legs in the distribution system serving dozens of air-operated machines, the air usage may be at a fairly steady rate. Other applications, usually on small systems, may have to carry a high surge of air if several machines happen to be operated at the same time. Then there may be a period with almost no flow.

To make a realistic estimate of air flow volume, the far right column of the chart showing compressor HP may be used. On steady pumping, a compressor will produce a minimum of 4 SCFM air flow for each 1 HP of capacity. This is a conservative figure, as most compressors will produce 5 or 6 SCFM.

For example, a 25 HP compressor will produce at least 100 SCFM of air as shown in the far left column on the same line as 25 HP.

excerpted from *Industrial Fluid Power*, Volume 1, third edition, 1984

Air Receiver Capacities

If your tank is not listed in the table to the right, use the following formula to calculate the tank size (gallons) and then estimate the cubic feet tank capacity at a given pressure from the table above.

$$\text{Tank Gallons} = \frac{\text{Tank Height} \times (\text{Tank Radius})^2}{73.53}$$

Height and Radius are in inches

Tank Size (inches)	Tank Size (gallons)	Gauge Pressure on Tank (PSI)			
		0	**100**	**150**	**200**
		Cubic Feet Tank Capacity			
12 x 24	10	1.3	11	15	19
14 x 36	20	2.7	21	30	39
16 x 36	30	4.0	31	45	59
20 x 48	60	8.0	62	90	117
20 x 63	80	10.7	83	120	156
24 x 68	120	16.0	125	180	234
30 x 84	240	32.0	250	360	467

Air Hose Friction

Hose Size (inches)	CFM thru 50' Hose	Gauge Pressure - Pounds/sq inch			
		50	**70**	**90**	**110**
		PSI Loss Over 50' Hose Length			
½"	20	1.8	1.0	.8	.6
	30	5.0	3.4	2.4	2.0
	40	10.1	7.0	5.4	4.3
	50	18.1	12.4	9.5	7.6
	60	+	20.0	14.8	12.0
	70	+	28.4	22.0	17.6
	80	+	+	30.5	24.6
	90	+	+	41.0	33.3
	10	+	+	+	44.5
	110	+	+	+	+
¾"	20	04	.2	.2	.1
	30	.08	.5	.4	.3
	40	1.5	.9	.7	.5
	50	2.4	1.5	1.1	.9
	60	3.5	2.3	1.6	1.3
	70	4.4	3.2	2.3	1.8
	80	6.5	4.2	3.1	2.4
	90	8.5	5.5	4.0	3.1
	100	11.4	7.0	5.0	3.9
	110	14.2	8.8	6.2	4.9
	120	+	11.0	7.5	5.9
	130	+	+	9.0	7.1
1"	20	.1	0	0	0
	30	.2	.1	.1	.1
	40	.3	.2	.2	.2
	50	.5	.4	.3	.2
	60	.8	.5	.4	.3
	70	1.1	.7	.6	.4
	80	1.5	1.0	.7	.6
	90	2.0	1.3	.9	.7
	100	2.6	1.6	1.2	.9
	110	3.5	2.0	1.4	1.1
	120	4.8	2.5	1.7	1.3
	130	7.0	3.1	2.0	1.5

PSI = pressure in pounds/square inch
CFM = air flow in cubic feet/minute

+ pressure loss is too great and therefore the combination of Hose Size, CFM, and Gauge Pressure is not recommended. Gauge Pressures the indicated air pressure in pounds/square inch, at the source (i.e. the air compressor receiver tank)

Simple Filter Troubleshooting

Malfunction	Possible cause	Remedy
Excessive pressure drop	Micron rating of element too small.	Use larger micron element size for application.
	Filter element blocked.	1. Clean element (not coalescing element). 2. Replace with new element.
	Flow requirement greater than filter capacity.	Use larger filter.
Dirt passing through filter	Element seals missing or defective (N.B. Seals not required on some units).	1. Replace seal. 2. Tighten element.
	Damaged element.	Replace element.
Water passing through filter	Water level in bowl above baffle.	Drain water.
	Flow capacity of filter exceeded.	Maintain flow within capacity of filter or change to filter capable of handling desired flows.
Crazing of polycarbonate bowl or milky appearance	Bowl has been cleaned with incompatible fluid.	Replace bowl. (Clean only with clean warm water and soap.)
	Bowl is being used in an area containing fumes or vapors incompatible with polycarbonate.	Replace bowl. Eliminate source of problem or convert from plastic to metal bowls.
	Compressor oil vapor may be causing problem.	Replace bowl. Eliminate source of problem or convert from plastic to metal bowls.
	Air intake to compressor may contain fumes or vapor incompatible with polycarbonate.	Replace bowl. Eliminate source of problem or convert from plastic to metal bowls.
Water beyond the filter	Inlet air has a high temperature and as it cools downstream, moisture condenses to water.	Fit dryer, pre-cool air or fit filter immediately prior to application.

General Purpose Filter

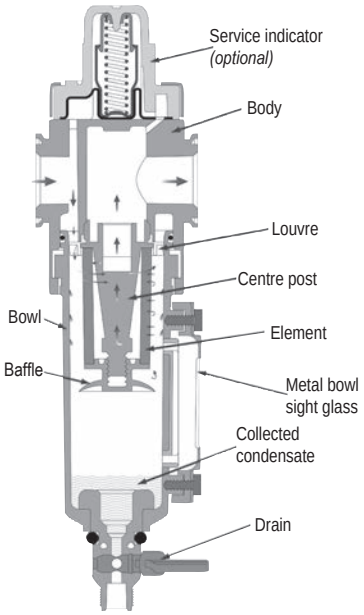

Simple Regulator Troubleshooting

General Purpose Regulator

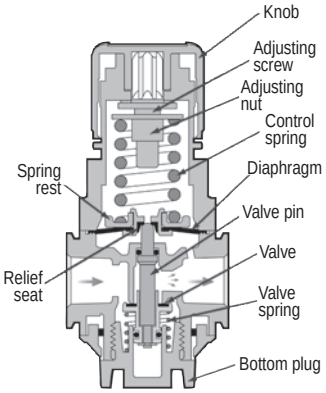

Malfunction	Possible cause	Remedy
Regulator creep (increase in secondary pressure due to leak from primary)	Dirty or cut valve elastomers. Nick in valve seat.	Replace or clean valve. If body or valve seat is damaged it can be replaced on some models. On others replacement of complete regulator is required.
Won't relieve secondary pressure	Non-relieving diaphragm assembly.	If this feature is required, replace with relieving type diaphragm assembly.
Won't reach desired pressure	Regulating spring with low spring rate.	Use regulating spring with spring rate designed to cover desired range.
Excessive leak from relief hole	Damaged relief seat. Ruptured diaphragm. Leakage past valve causing secondary to increase somewhat and open relief seat.	Replace diaphragm assembly. Replace or clean valve.
Regulator chatter	A resonant condition is generally only encountered under a certain set of conditions of flow and pressure and then only in some applications in which regulator couples with other system components.	Replace spring with a higher pressure range spring. Replace with a piston type regulator since they have less tendency to chatter.
Regulator difficult to adjust	Adjusting screw or knob locking device in locked position. Contaminants in adjusting screw threads.	Pull to unlock knob and adjust; push knob to lock. Threaded adjusting screws: loosen lock nut, remove adjusting screw, clean thread and lubricate. Place some lubricant on tip of screw.

Simple Lubricator Troubleshooting

Malfunction	Possible cause	Remedy
No Drip Rate	Oil adjustment knob fully clockwise	Readjust knob.
	Low oil level	Check oil level.
	Airflow through lubricator too low	Use smaller size lubricator.
		Remove bowl and sight feed adjustment dome and clear syphon tube.
	Blocked oil filter screen	Remove sight feed adjustment dome and clean or replace screen located in dome assembly.
	Air leaks	Check bowl, filler plug and sight dome seals. Tighten if necessary.
Oil Foaming	Over aeration	Check bowl seals for slight leaks.
Oil Emulsified	Water in lubricator	Fit filter immediately upstream.
Drip Rate changes after setting	Fade	Readjust drip rate.

Oil-Fog Lubricator

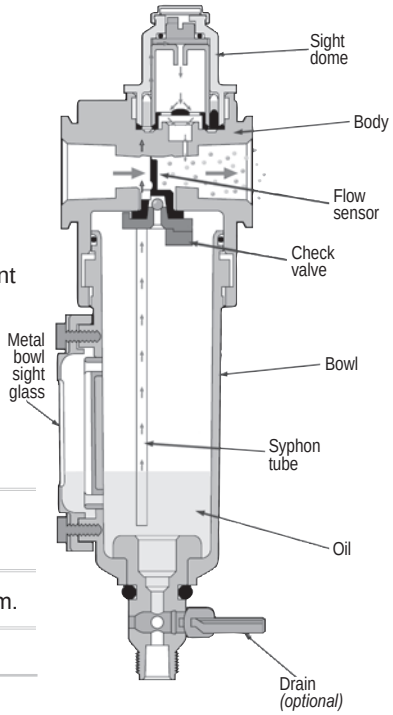

Setting Lubricator Drip Rates

What is the correct drip rate setting?

The drip rate will depend on the application, the amount of lubrication required, the flow through the lubricator and the lubricator type. In Micro-Fog lubricators only 10% of the droplets in the sight dome are carried downstream. The drip rate in Micro-Fog lubricators therefore tends to be much higher. The following table can be used to estimate drip rate for required flow. This is very much a rule of thumb. In practice it is necessary to fine tune the oil drip rate in each application.

Typical Drip Rate per Minute Micro-Fog	Typical Drip Rate per Oil-Fog	Approximate Flow SCFM (dm^3/s)
20	2	10 (5)
40	4	20 (10)
60	6	30 (15)
80	8	40 (20)
100	10	50 (25)
120	12	60 (30)

Can the drip rate be shut off?

In lubricators with needle valve type sight dome, yes.
Some Norgren sight domes use a felt pad which is soaked in oil at the point where the drops are formed. With this type of sight dome the oil droplets cease once the felt pad dries out. With the new style dome (L72/73/74 and L07) complete shut off is not possible. Minimum adjustment for the drip rate is around 1 drop per minute.

Hydraulic Plug Profile Chart

Industry/Competitor Interchange

Dixon 7800 Series, page 365

Perfecting W Series
Aeroquip 5100
Parker 6100

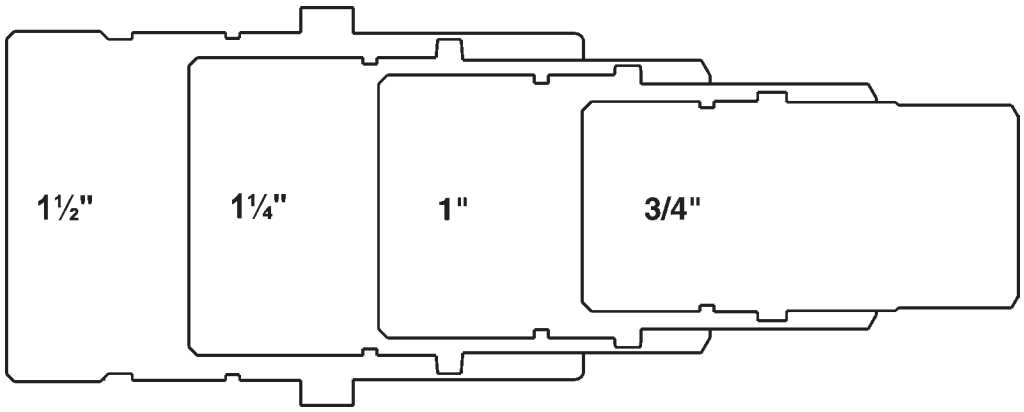

Dixon VH Series, page 369

Perfecting V Series
Snap-tite H
Faster TNV

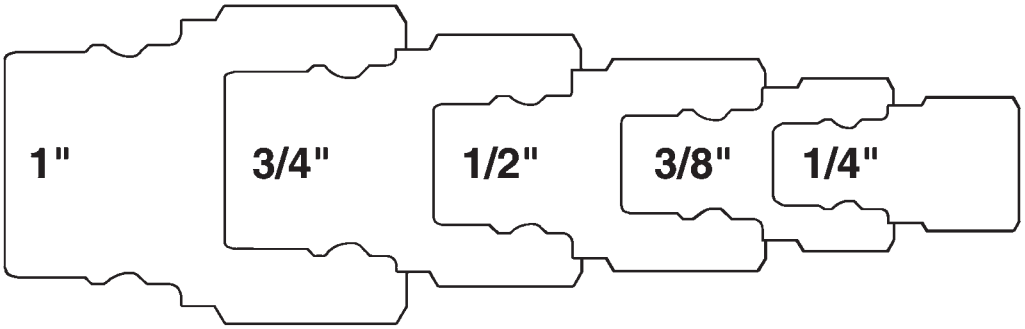

Dixon Flush Face Fittings, page 368

Perfecting HT Series
Aeroquip FD49
HTMA Parker FF

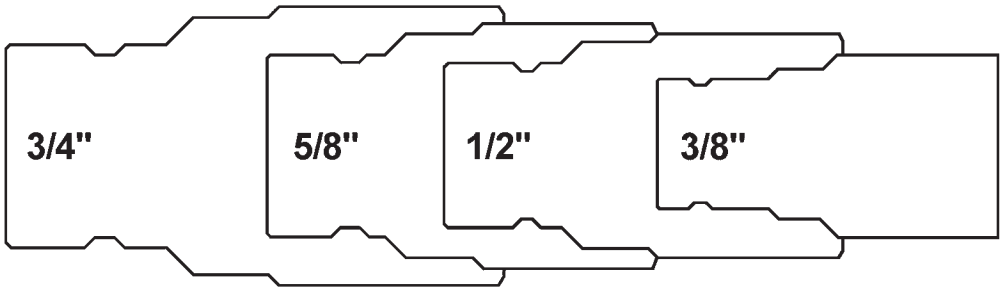

Dixon 3000 Series, page 363

Perfecting T Series
Parker 3000
Enerpac C604

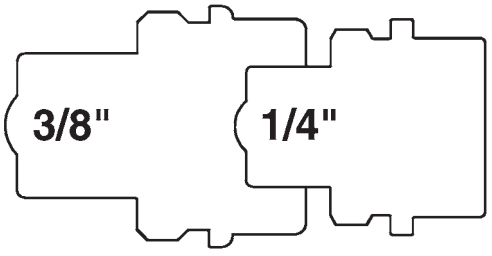

Hydraulic Plug Profile Chart

Industry/Competitor Interchange

Dixon Straight Thru Fittings, pages 358-359

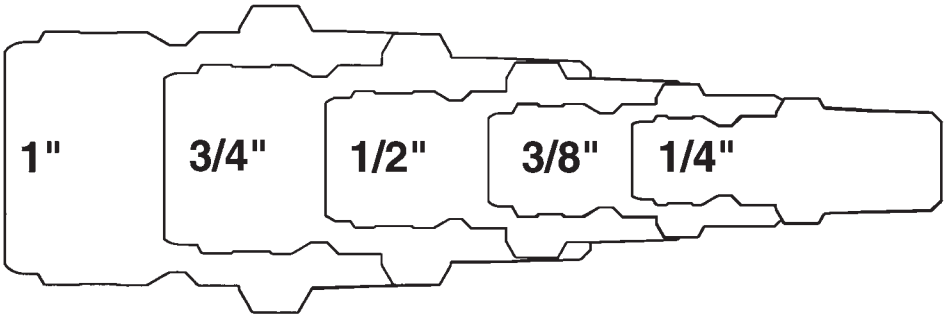

Perfecting E Series
Parker ST
Hansen ST

Dixon Industrial Fittings, page 362

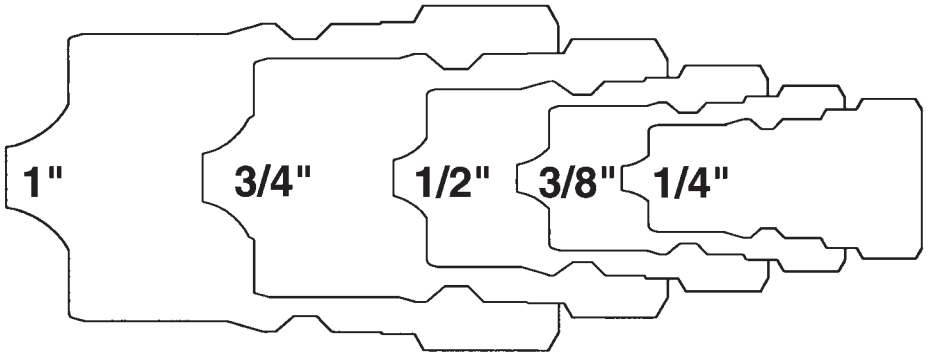

ISO 7241-B
Perfecting H Series
Hansen HK
Aeroquip FD45
Parker 60

Dixon Agricultural Fittings, page 364

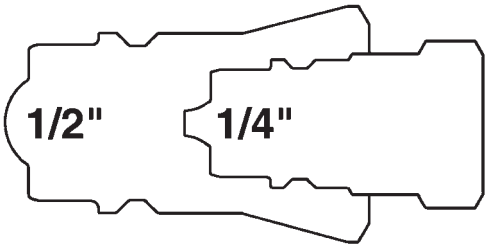

Perfecting R Series
Aeroquip FD76
Parker/Pioneer 4000
Safeway S20

Dixon 5600 Series, page 367

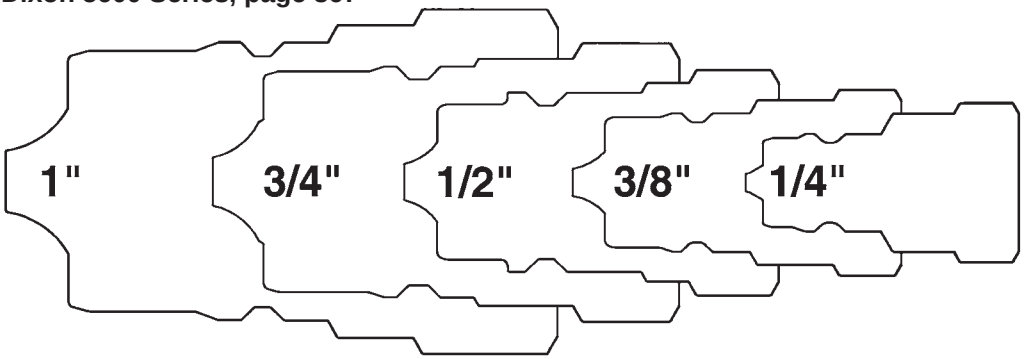

ISO 7241-A
Perfecting K Series
Aeroquip 5600
Parker 6600

Cam and Groove Nominal Take-Up Lengths

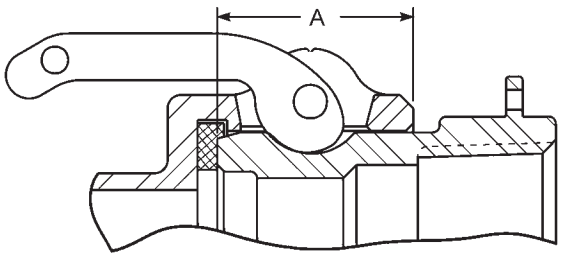

Coupling Size	Dimension A
1/2"	0.97"
3/4"	0.97"
1"	1.20"
1-1/4"	1.44"
1-1/2"	1.50"
2"	1.81"
2-1/2"	1.82"
3"	1.78"
4"	1.84"
5"	2.00"
6"	2.13"
8"	2.06"
8"	3.22"

Air Chief Actual Size Profile Chart

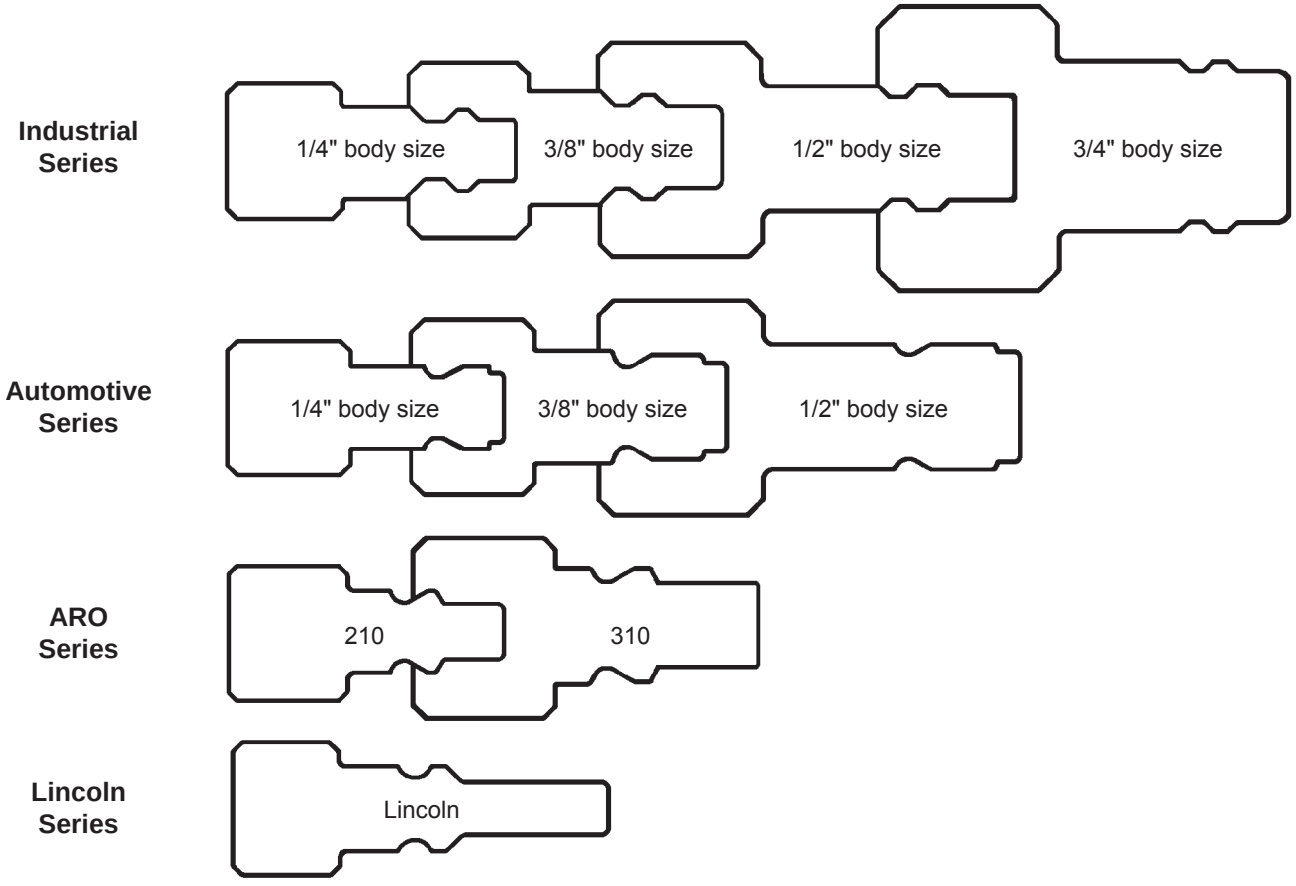

* ½" Industrial Series may also interchange with ½" Automotive Series.

Sanitary Sizing Guide

- These actual size diagrams are provided to eliminate sizing errors when specifying sanitary fittings.
- The outside diameters are the same for ½" and ¾" (0.992 O.D.) and 1" and 1½" (1.984 O.D.).
- Sizes 2" and above have specific outside diameter dimensions.
- Diagrams are not available for 3" and above, a table is supplied for your convenience.

½" mini

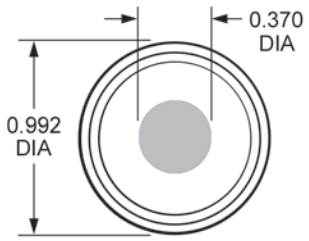

¾" mini

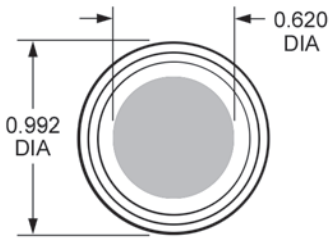

1" mini

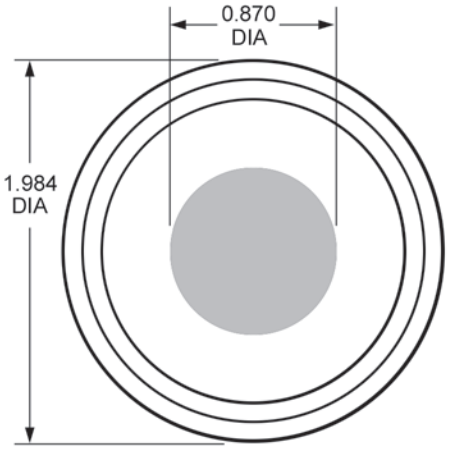

1½" mini

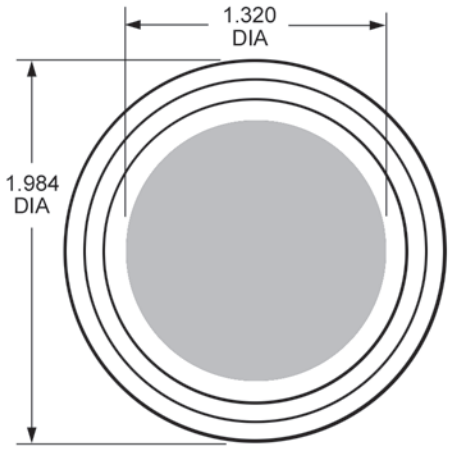

2" mini

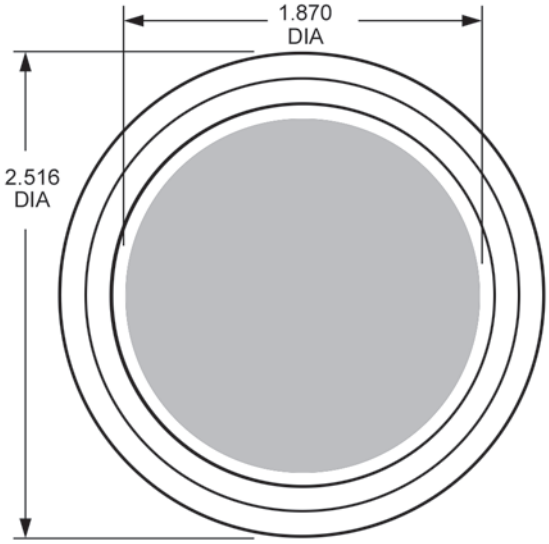

2½" mini

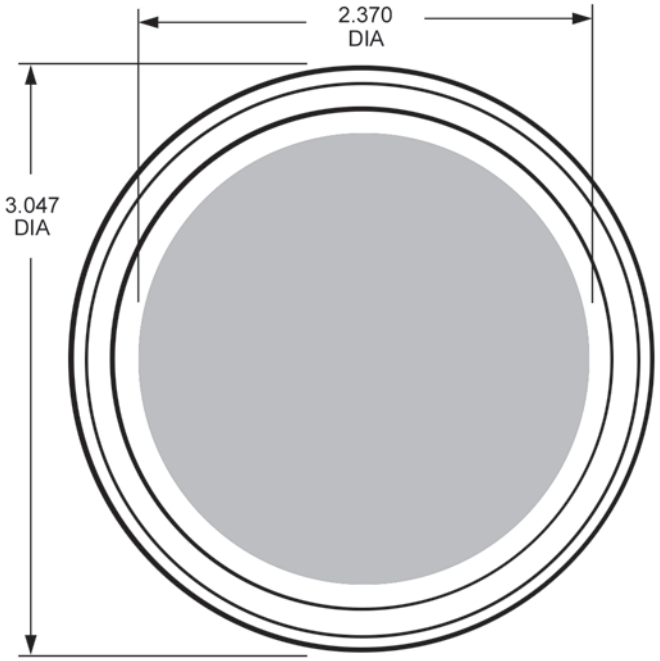

Sanitary Size	OD of clamp end	ID of fitting	Sanitary Size	OD of clamp end	ID of fitting
½"	0.992	0.370	3"	3.579	2.870
¾"	0.992	0.620	4"	4.682	3.834
1"	1.984	0.870	6"	6.562	5.782
1½"	1.984	1.320	8"	8.602	7.760
2"	2.516	1.870	10"	10.570	9.782
2½"	3.047	2.370	12"	12.570	11.760

Valve Selection Guide

Ball Valve

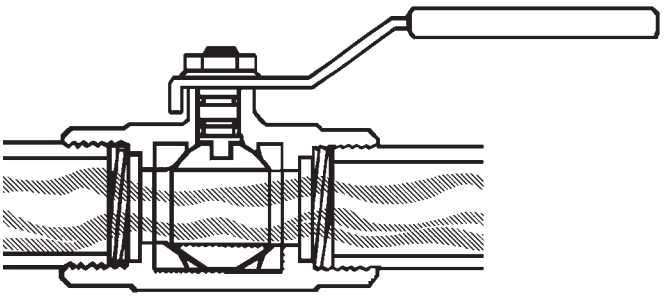



- can be used for on and off service or throttling
- when positive shut-off is necessary
- where a low valve profile is necessary
- only 90° rotation from open to fully closed (quick opening)
- Handle position is a quick indication of whether valve is open or closed.
- full port ball valves do not resist flow

Butterfly Valve



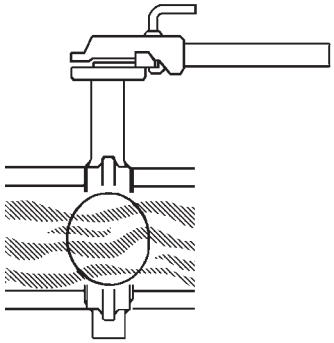

- where positive shut-off is necessary
- primarily for fully open or fully closed applications
- may be used for throttling
- only 90° rotation from open to fully closed
- lightweight
- easy to install
- less costly than an iron body gate valve

Gate Valve



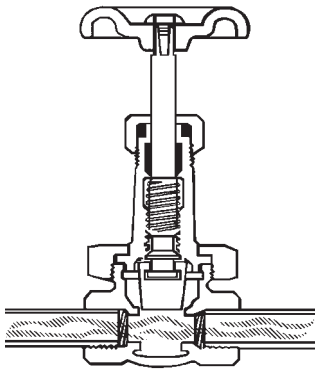

- for fully open or fully closed service - not for throttling
- for minimum line pressure drop
- for minimum fluid entrapment in the line
- for relatively infrequent operation

Check Valve



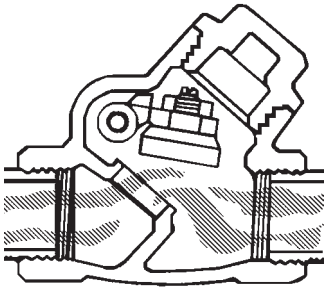

- To control the direction of flow and for quick, automatic reactions to flow change. Swing check valves are used when a minimum resistance to flow is required.
- Swing check valves are recommended for use in conjunction with gate valves. They should not be used in a rapid recycling system such as reciprocating pumps or air compressor service where they could cause chatter and damaging vibration.

Globe Valve



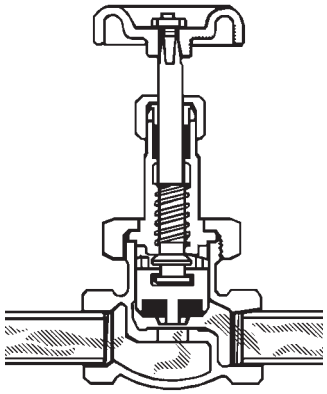

- for regulation (throttling) of flow
- for frequent operation; short stem travel reduces operator's time
- where some line resistance is acceptable

3-Way Ball Valve Flow Options

'T' Pattern, Side Entry

Top view

position A **position B** **position C** **position D**

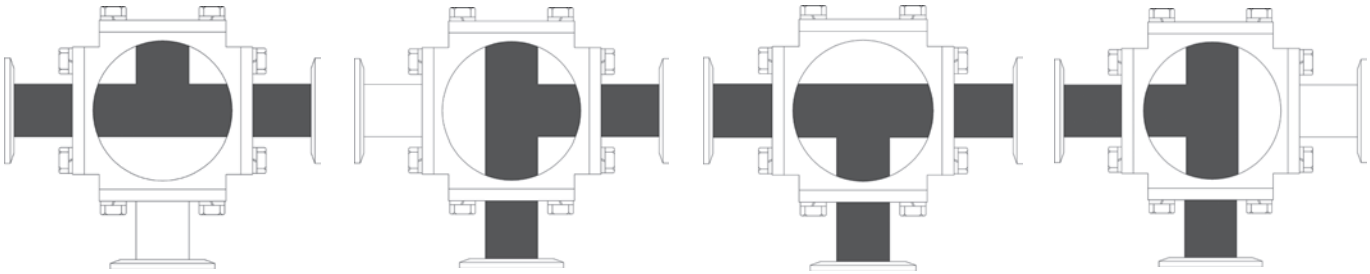

Number	Rotation	Flow Plan Options
1	90°	A, B
2	90°	B, C
3	90°	C, D
4	90°	A, D
5	180°	A, B, C
6	180°	B, C, D
7	180°	A, C, D
8	180°	A, B, D

'L' Pattern, Side Entry

Top view

position A **position B** **position C**

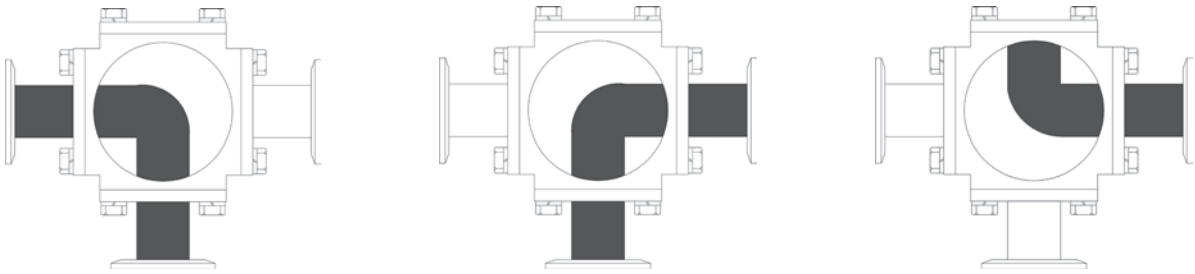

Number	Rotation	Flow Plan Options
1	90°	A, B
2	180°	A, B, C

Crimp Recommendations

The crimp recommendation charts on pages 669-674 are only guides. It will not apply to every coupling situation. In some instances alternative dies and crimping dimensions must be employed to ensure safety. Experience has shown that variances in the construction of similar hoses and couplings may cause some assemblies to react differently when crimped. It is not uncommon to find hose with an outer diameter that fluctuates from one end to the other or from production lot to production lot. These inconsistencies coupled with the inherent differences between textile or wire braid, hard or soft wall, the presence or absence of an internal spiral wire and the differences in hose coverings make it difficult to establish hard and fast rules. Therefore, its imperative that hose dimensions are accurately measured, assemblies are tested, and documentation is maintained.

Crimped Dix-Lock and Dual-Lock Recommendation Guide

See pages 114 and 116 for the Dix-Lock and Dual-Lock products.

Hose ID	Part #	Hose OD		Crimp Diameter (±0.005)	Crimp Length		% Reduction
		Fractional	*Decimal*		*QM/QB*	*PHL*	
½"	***QM3WF***	54/64	0.844	0.925	1-1/8	1-1/4	18.9
	QB3WF	55/64	0.859	0.940	1-1/8	1-1/4	18.1
	QM22WF	56/64	0.875	0.950	1-1/8	1-1/4	18.9
	QB22WF	57/64	0.891	0.965	1-1/8	1-1/4	18.4
	QM33WF	58/64	0.906	0.975	1-1/8	1-1/4	19.0
	QB33WF	59/64	0.922	0.990	1-1/8	1-1/4	18.5
		60/64	0.938	1.005	1-1/8	1-1/4	18.0
	PHL8WF	61/64	0.953	1.015	1-1/8	1-1/4	18.5
		62/64	0.969	1.030	1-1/8	1-1/4	18.1
		63/64	0.984	1.040	1-1/8	1-1/4	18.6
		1	1.000	1.055	1-1/8	1-1/4	18.2
		1-1/64	1.016	1.065	1-1/8	1-1/4	18.8
		1-2/64	1.031	1.080	1-1/8	1-1/4	18.3
¾"	***QM4WF***	1-10/64	1.156	1.220	1-1/4		18.5
	QB4WF	1-11/64	1.171	1.235	1-1/4		18.0
	QM23WF	1-12/64	1.187	1.244	1-1/4		18.7
	QB23WF	1-13/64	1.203	1.260	1-1/4		18.1
	QM44WF	1-14/64	1.218	1.270	1-1/4		18.8
	QB44WF	1-15/64	1.234	1.285	1-1/4		18.2
		1-16/64	1.250	1.295	1-1/4		18.8
	PHL12WF	1-17/64	1.265	1.310	1-1/4		18.4
		1-18/64	1.281	1.320	1-1/4		18.8
		1-19/64	1.296	1.335	1-1/4		18.5
		1-20/64	1.312	1.345	1-1/4		19.0
		1-21/64	1.328	1.360	1-1/4		18.5
		1-22/64	1.343	1.370	1-1/4		19.0

Crimped 3500 Nipple Recommendation Guide

See page 117 for the 3500 Nipples.

Hose ID	Part #	Hose OD		Crimp Diameter (±0.005)	Crimp Length	% Reduction
		Fractional	*Decimal*			
½"	***3512WF***	54/64	0.844	0.906	1-1/4	21.1
		55/64	0.859	0.906	1-1/4	24.5
		56/64	0.875	0.938	1-1/4	19.3
		57/64	0.891	0.938	1-1/4	22.6
		58/64	0.906	0.969	1-1/4	17.8
¾"	***3514WF***	1-10/64	1.156	1.218	1-7/16	17.8
		1-11/64	1.171	1.218	1-7/16	20.7
		1-12/64	1.187	1.218	1-7/16	23.6
		1-13/64	1.203	1.250	1-7/16	19.4
		1-14/64	1.218	1.250	1-7/16	22
1"	***3518WF***	1-30/64	1.468	1.500	1-15/16	23
		1-31/64	1.484	1.531	1-15/16	19
		1-32/64	1.500	1.531	1-15-16	21.6
		1-33/64	1.515	1.563	1-15/16	17.9
		1-34/64	1.531	1.563	1-15/16	20.3

Crimped Air King Recommendation Guide

See page 107 and 109 for Air King products.

Hose ID	Part #	Hose OD		Crimp Diameter (±0.005)	Crimp Length	% Reduction
		Fractional	*Decimal*			
½"	***AM1WF***	54/64	0.843	0.906	1-1/4	18.3
		55/64	0.859	0.937	1-1/4	13.2
		56/64	0.875	0.937	1-1/4	16.9
		57/64	0.890	0.968	1-1/4	12.1
		58/64	0.906	0.968	1-1/4	15.5
		59/64	0.921	1.000	1-1/4	11.1
		60/64	0.937	1.000	1-1/4	14.4
		61/64	0.953	1.000	1-1/4	17.2
		62/64	0.968	1.031	1-1/4	13.4
		63/64	0.984	1.031	1-1/4	16.1
		1	1.000	1.062	1-1/4	12.7
		1-1/64	1.015	1.062	1-1/4	15.3
		1-2/64	1.031	1.093	1-1/4	12.0
¾"	***AM6WF*** ***RAM6WF***	1-4/64	1.062	1.156	1-1/4	13.4
		1-5/64	1.078	1.156	1-1/4	17.3
		1-6/64	1.093	1.187	1-1/4	11.9
		1-7/64	1.109	1.187	1-1/4	15.8
		1-8/64	1.125	1.218	1-1/4	11.2
		1-9/64	1.140	1.218	1-1/4	14.6
		1-10/64	1.156	1.218	1-1/4	17.5
		1-11/64	1.171	1.250	1-1/4	13.0
		1-12/64	1.187	1.250	1-1/4	16.2
		1-13/64	1.203	1.281	1-1/4	12.3
		1-14/64	1.218	1.281	1-1/4	15.1
		1-15/64	1.234	1.312	1-1/4	11.5
		1-16/64	1.250	1.312	1-1/4	14.4
		1-17/64	1.265	1.312	1-1/4	16.9
		1-18/64	1.281	1.343	1-1/4	13.5
		1-19/64	1.296	1.343	1-1/4	15.9
		1-20/64	1.312	1.375	1-1/4	12.6
		1-21/64	1.328	1.375	1-1/4	15.0
		1-22/64	1.343	1.406	1-1/4	12.1
1"	***AM11WF-1***	1-18/64	1.281	1.375	1-1/2	16.7
		1-19/64	1.296	1.375	1-1/2	20.5
		1-20/64	1.312	1.406	1-1/2	15.0
		1-21/64	1.328	1.406	1-1/2	18.6
		1-22/64	1.343	1.437	1-1/2	13.7
		1-23/64	1.359	1.437	1-1/2	17.5
		1-24/64	1.375	1.468	1-1/2	12.8
		1-25/64	1.390	1.468	1-1/2	16.1
		1-26/64	1.406	1.500	1-1/2	11.5
		1-27/64	1.421	1.500	1-1/2	14.7
		1-28/64	1.437	1.500	1-1/2	17.6
		1-29/64	1.453	1.531	1-1/2	13.9
	AM11WF-1 ***AM11WF***	1-30/64	1.468	1.531	1-1/2	16.8
		1-31/64	1.484	1.562	1-1/2	12.8
		1-32/64	1.500	1.562	1-1/2	15.4
		1-33/64	1.515	1.593	1-1/2	12.0
		1-34/64	1.531	1.593	1-1/2	14.7
	AM11WF	1-35/64	1.546	1.625	1-1/2	11.1
		1-36/64	1.562	1.625	1-1/2	13.7
		1-37/64	1.578	1.625	1-1/2	15.9
		1-38/64	1.593	1.656	1-1/2	12.9
		1-39/64	1.609	1.656	1-1/2	15.1
		1-40/64	1.625	1.687	1-1/2	12.4
		1-41/64	1.640	1.687	1-1/2	14.5
		1-42/64	1.656	1.718	1-1/2	11.8
		1-43/64	1.671	1.718	1-1/2	14.0
		1-44/64	1.687	1.750	1-1/2	11.3
		1-45/64	1.703	1.750	1-1/2	13.3
		1-46/64	1.718	1.750	1-1/2	15.1

Crimped Global Air King Recommendation Guide

See page 106 for Global Air King products.

½" Global Air King

Hose ID	Stem Part #	Ferrule Part #	Hose OD		Crimp Diameter (±0.005)	% Reduction
			Fractional	*Decimal*		
½"	***GAM1***	***CCF0906***	54/64	0.8438	0.840	15
		CCF0906	55/64	0.8594	0.853	15
		CCF0906	56/64	0.8750	0.867	15

¾" Global Air King

Hose ID	Stem Part #	Ferrule Part #	Hose OD		Crimp Diameter (±0.005)	% Reduction
			Fractional	*Decimal*		
¾"	***GAM6***	***CCF1120***	1-5/64	1.0781	1.082	20
		CCF1120	1-6/64	1.0938	1.094	20
		CCF1149	1-7/64	1.1094	1.107	20
		CCF1149	1-8/64	1.1250	1.119	20
		CCF1190	1-9/64	1.1406	1.122	20
		CCF1190	1-10/64	1.1563	1.134	20
		CCF1218	1-11/64	1.1719	1.147	20
		CCF1218	1-12/64	1.1875	1.159	20
		CCF1246	1-13/64	1.2031	1.182	20
		CCF1246	1-14/64	1.2188	1.194	20

1" Global Air King

Hose ID	Stem Part #	Ferrule Part #	Hose OD		Crimp Diameter (±0.005)	% Reduction
			Fractional	*Decimal*		
1"	***GAM11***	***CCF1438***	1-25/64	1.3906	1.388	20
		CCF1438	1-26/64	1.4063	1.400	20
		CCF1469	1-27/64	1.4219	1.413	20
		CCF1469	1-28/64	1.4375	1.425	20
		CCF1500	1-29/64	1.4531	1.438	20
		CCF1500	1-30/64	1.4688	1.450	20
		CCF1531	1-31/64	1.4844	1.463	20
		CCF1531	1-32/64	1.5000	1.475	20

Crimped Surelock Recommendation Guide

See page 110 for Surelock products.

Hose ID	Part #	Hose OD		Crimp Diameter (±0.005)	Crimp Length	% Reduction
		Fractional	*Decimal*			
½"	***SL050CR***	54/64	0.843	0.969	1-1/4	16.6
		55/64	0.859	0.969	1-1/4	20.2
		56/64	0.875	0.969	1-1/4	23.5
		57/64	0.890	1.000	1-1/4	18.6
		58/64	0.906	1.000	1-1/4	21.7
		59/64	0.921	1.031	1-1/4	17.2
		60/64	0.937	1.031	1-1/4	20.2
		61/64	0.953	1.032	1-1/4	23.0
		62/64	0.968	1.063	1-1/4	18.8
		63/64	0.984	1.063	1-1/4	21.5
		1	1.000	1.094	1-1/4	17.7
		1-1/64	1.015	1.094	1-1/4	20.2
		1-2/64	1.031	1.094	1-1/4	22.5
¾"	***SL075CR***	1-4/64	1.062	1.156	1-1/4	18.8
		1-5/64	1.078	1.156	1-1/4	22.7
		1-6/64	1.093	1.188	1-1/4	17.1
		1-7/64	1.109	1.188	1-1/4	20.7
		1-8/64	1.125	1.188	1-1/4	24.0
		1-9/64	1.140	1.219	1-1/4	19.0
		1-10/64	1.156	1.219	1-1/4	22.2
		1-11/64	1.171	1.250	1-1/4	17.6
		1-12/64	1.187	1.250	1-1/4	20.6
		1-13/64	1.203	1.250	1-1/4	23.3
		1-14/64	1.218	1.281	1-1/4	19.2
		1-15/64	1.234	1.281	1-1/4	21.8
		1-16/64	1.250	1.313	1-1/4	18.0
		1-17/64	1.265	1.313	1-1/4	20.5
		1-18/64	1.281	1.313	1-1/4	22.8
		1-19/64	1.296	1.344	1-1/4	19.3
		1-20/64	1.312	1.344	1-1/4	21.6
		1-21/64	1.328	1.375	1-1/4	18.3
		1-22/64	1.343	1.375	1-1/4	20.4
1"	***SL100CR***	1-30/64	1.468	1.500	1-1/2	21.9
		1-31/64	1.484	1.531	1-1/2	18.0
		1-32/64	1.500	1.531	1-1/2	20.6
		1-33/64	1.515	1.531	1-1/2	23.0
		1-34/64	1.531	1.563	1-1/2	19.3
		1-35/64	1.546	1.563	1-1/2	21.7
		1-36/64	1.562	1.594	1-1/2	18.3
		1-37/64	1.578	1.594	1-1/2	20.5
		1-38/64	1.593	1.625	1-1/2	17.3
		1-39/64	1.609	1.625	1-1/2	19.4
		1-40/64	1.625	1.625	1-1/2	21.4
		1-41/64	1.640	1.656	1-1/2	18.5
		1-42/64	1.656	1.656	1-1/2	20.4
		1-43/64	1.671	1.688	1-1/2	17.6
		1-44/64	1.687	1.688	1-1/2	19.5
		1-45/64	1.703	1.688	1-1/2	21.3
		1-46/64	1.718	1.719	1-1/2	18.6
1½"	***SL150CR***	2-1/64	2.015	2.094	2-7/8	19.9
		2-2/64	2.031	2.094	2-7/8	22.3
		2-3/64	2.046	2.125	2-7/8	18.8
		2-4/64	2.062	2.125	2-7/8	21.1
		2-5/64	2.078	2.125	2-7/8	23.2
		2-6/64	2.093	2.156	2-7/8	20.0
		2-7/64	2.109	2.156	2-7/8	22.0
		2-8/64	2.125	2.188	2-7/8	19.0
2"	***SL200CR***	2-41/64	2.640	2.718	3	20.1
		2-42/64	2.656	2.750	3	17.3
		2-43/64	2.671	2.750	3	19.2
		2-44/64	2.687	2.750	3	21.0
		2-45/64	2.703	2.781	3	18.3
		2-46/64	2.718	2.781	3	20.1
		2-47/64	2.734	2.813	3	17.6
		2-48/64	2.750	2.813	3	19.3

Crimped Sanitary Recommendation Guide

See page 407 for Crimp Sanitary products.

1", 1½" and 3" Crimped Sanitary Fittings

Hose ID	Stem Part #	Ferrule Part #	Hose OD		Crimp Diameter (±0.005)	% Reduction
			Fractional	*Decimal*		
1"	***CSSR100*** ***CBSR100***	***F16G-1453***	1 26/64	1.406	1.565	23%
			1 27/64	1.422	1.577	23%
			1 28/64	1.438	1.589	23%
		F16G-1500	1 29/64	1.453	1.601	23%
			1 30/64	1.469	1.613	23%
			1 31/64	1.484	1.625	23%
		F16G-1547	1 32/64	1.500	1.637	23%
			1 33/64	1.516	1.649	23%
			1 34/64	1.531	1.661	23%
		F16G-1594	1 35/64	1.547	1.673	23%
			1 36/64	1.563	1.685	23%
			1 37/64	1.578	1.697	23%
		F16G-1641	1 38/64	1.594	1.709	23%
			1 39/64	1.609	1.721	23%
			1 40/64	1.625	1.733	23%
1½"	***CSSR150*** ***CBSR150*** ***CILR150*** ***CTER150***	***F24G-1969***	1 58/64	1.906	2.063	23%
			1 59/64	1.922	2.075	23%
			1 60/64	1.938	2.087	23%
			1 61/64	1.953	2.099	23%
		F24G-2031	1 62/64	1.969	2.111	23%
			1 63/64	1.984	2.123	23%
			2	2.000	2.135	23%
			2 1/64	2.016	2.147	23%
		F24G-2094	2 2/64	2.031	2.159	23%
			2 3/64	2.047	2.171	23%
			2 4/64	2.063	2.183	23%
			2 5/64	2.078	2.195	23%
		F24G-2156	2 6/64	2.094	2.207	23%
			2 7/64	2.109	2.219	23%
			2 8/64	2.125	2.231	23%
			2 9/64	2.141	2.243	23%
2"	***CSSR200*** ***CBSR200*** ***CILR200*** ***CTER200***	***F32G-2531***	2 30/64	2.469	2.611	23%
			2 31/64	2.484	2.623	23%
			2 32/64	2.500	2.635	23%
			2 33/64	2.516	2.647	23%
		F32G-2594	2 34/64	2.531	2.659	23%
			2 35/64	2.547	2.671	23%
			2 36/64	2.563	2.683	23%
			2 37/64	2.578	2.695	23%
		F32G-2656	2 38/64	2.594	2.707	23%
			2 39/64	2.609	2.719	23%
			2 40/64	2.625	2.731	23%
			2 41/64	2.641	2.743	23%
		F32G-2719	2 42/64	2.656	2.755	23%
			2 43/64	2.672	2.767	23%
			2 44/64	2.688	2.779	23%
			2 45/64	2.703	2.791	23%
3"	***CSSR300*** ***CBSR300*** ***CILR300*** ***CTER300***	***F48G-3625***	3 36/64	3.563	3.683	23%
			3 37/64	3.578	3.695	23%
			3 38/64	3.594	3.707	23%
			3 39/64	3.609	3.719	23%
		F48G-3688	3 40/64	3.625	3.731	23%
			3 41/64	3.641	3.743	23%
			3 42/64	3.656	3.755	23%
			3 43/64	3.672	3.767	23%
		F48G-3750	3 44/64	3.688	3.779	23%
			3 45/64	3.703	3.791	23%
			3 46/64	3.719	3.803	23%
			3 47/64	3.734	3.815	23%
		F48G-3813	3 48/64	3.750	3.828	23%
			3 49/64	3.766	3.840	23%
			3 50/64	3.781	3.852	23%
			3 51/64	3.797	3.864	23%
		F48G-3875	3 52/64	3.813	3.876	23%
			3 53/64	3.828	3.888	23%
			3 54/64	3.844	3.900	23%
			3 55/64	3.859	3.912	23%
		F48G-3938	3 56/64	3.875	3.924	23%
			3 57/64	3.891	3.936	23%
			3 58/64	3.906	3.948	23%
			3 59/64	3.922	3.960	23%

Crimped Sanitary Recommendation Guide

See page 407 for Crimp Sanitary products.

4" Crimped Sanitary Fittings

Hose ID	Stem Part #	Ferrule Part #	Hose OD		Crimp Diameter (±0.005)	% Reduction
			Fractional	*Decimal*		
4"	***CSSR400 CBSR400 CILR400 CTER400***	***F64G-4688***	4 40/64	4.625	4.857	23%
			4 41/64	4.641	4.869	23%
			4 42/64	4.656	4.881	23%
			4 43/64	4.672	4.893	23%
		F64G-4750	4 44/64	4.688	4.905	23%
			4 45/64	4.703	4.917	23%
			4 46/64	4.719	4.929	23%
			4 47/64	4.734	4.941	23%
		F64G-4813	4 48/64	4.750	4.954	23%
			4 49/64	4.766	4.966	23%
			4 50/64	4.781	4.978	23%
			4 51/64	4.797	4.990	23%
		F64G-4875	4 52/64	4.813	5.002	23%
			4 53/64	4.828	5.014	23%
			4 54/64	4.844	5.026	23%
			4 55/64	4.859	5.038	23%
		F64G-4938	4 56/64	4.875	5.050	23%
			4 57/64	4.891	5.062	23%
			4 58/64	4.906	5.074	23%
			4 59/64	4.922	5.086	23%

Crimped Recommendation Guide

See pages 40-42, 265-267 for Crimp products.

Hose ID	Cam & Groove Coupler Part #	Cam & Groove Adapter Part #	King Combination Nipple Part #	Sleeve & Ferrule Part #	Hose Range From	Hose Range To	Hose OD	Crimp Diameter (± 0.005)
1"	***100-C-AL***	***100-E-AL***	***ST10CS***	***CS100-1xx***	1 13/64	1 16/64	1 13/64	1.266
	100-C-BR	***100-E-BR***	***RST10CS***	***CF100-1xx***			1 14/64	1.278
	100-C-SS	***100-E-SS***	***STV10CS***				1 15/64	1.290
	RC100EZCR	***G100-E-ALCR***	***RSTV10CS***				1 16/64	1.303
	G100-C-ALCR	***G100-E-BRCR***	***STB10CS***	***CS100-2xx***	1 17/64	1 20/64	1 17/64	1.317
	G100-C-BRCR	***G100-E-SSCR***	***RSTB10CS***	***CF100-2xx***			1 18/64	1.329
	G100-C-SSCR						1 19/64	1.342
							1 20/64	1.354
				CS100-3xx	1 21/64	1 24/64	1 21/64	1.366
				CF100-3xx			1 22/64	1.378
							1 23/64	1.390
							1 24/64	1.403
				CS100-4xx	1 25/64	1 28/64	1 25/64	1.419
				CF100-4xx			1 26/64	1.431
							1 27/64	1.443
							1 28/64	1.456
				CS100-5xx	1 29/64	1 32/64	1 29/64	1.468
				CF100-5xx			1 30/64	1.480
							1 31/64	1.493
							1 32/64	1.505
				CS100-6xx	1 33/64	1 36/64	1 33/64	1.517
				CF100-6xx			1 34/64	1.530
							1 35/64	1.542
							1 36/64	1.554
				CS100-7xx	1 37/64	1 40/64	1 37/64	1.567
				CF100-7xx			1 38/64	1.579
							1 39/64	1.591
							1 40/64	1.604
				CS100-8xx	1 41/64	1 44/64	1 41/64	1.616
				CF100-8xx			1 42/64	1.628
							1 43/64	1.641
							1 44/64	1.653
				CS100-9xx	1 45/64	1 48/64	1 45/64	1.665
				CF100-9xx			1 46/64	1.678
							1 47/64	1.690
							1 48/64	1.703
				CS100-10xx	1 49/64	1 52/64	1 49/64	1.715
				CF100-10xx			1 50/64	1.727
							1 51/64	1.740
							1 52/64	1.752

Crimped Recommendation Guide

See pages 40-42, 265-267 for Crimp products.

Hose ID	Cam & Groove Coupler Part #	Cam & Groove Adapter Part #	King Combination Nipple Part #	Sleeve & Ferrule Part #	Hose Range From	Hose Range To	Hose OD	Crimp Diameter (± 0.005)
1½"	***150-C-AL***	***150-E-AL***	***ST20CS***	***CS150-1xx***	1 41/64	1 44/64	1 41/64	1.726
	150-C-BR	***150-E-BR***	***RST20CS***	***CF150-1xx***			1 42/64	1.738
	150-C-SS	***150-E-SS***	***STV20CS***				1 43/64	1.749
	RC150EZCR	***G150-E-ALCR***	***RSTV20CS***				1 44/64	1.761
	G150-C-ALCR	***G150-E-BRCR***	***STB20CS***	***CS150-2xx***	1 45/64	1 48/64	1 45/64	1.778
	G150-C-BRCR	***G150-E-SSCR***	***RSTB20CS***	***CF150-2xx***			1 46/64	1.790
	G150-C-SSCR						1 47/64	1.802
							1 48/64	1.815
				CS150-3xx	1 49/64	1 52/64	1 49/64	1.829
				CF150-3xx			1 50/64	1.841
							1 51/64	1.854
							1 52/64	1.866
				CS150-4xx	1 53/64	1 56/64	1 53/64	1.878
				CF150-4xx			1 54/64	1.890
							1 55/64	1.902
							1 56/64	1.915
				CS150-5xx	1 57/64	1 60/64	1 57/64	1.931
				CF150-5xx			1 58/64	1.943
							1 59/64	1.955
							1 60/64	1.968
				CS150-6xx	1 61/64	2	1 61/64	1.980
				CF150-6xx			1 62/64	1.992
							1 63/64	2.005
							2	2.017
				CS150-7xx	2 1/64	2 4/64	2 1/64	2.029
				CF150-7xx			2 2/64	2.042
							2 3/64	2.054
							2 4/64	2.066
				CS150-8xx	2 5/64	2 8/64	2 5/64	2.079
				CF150-8xx			2 6/64	2.091
							2 7/64	2.103
							2 8/64	2.116
				CS150-9xx	2 9/64	2 12/64	2 9/64	2.128
				CF150-9xx			2 10/64	2.140
							2 11/64	2.153
							2 12/64	2.165
				CS150-10xx	2 13/64	2 16/64	2 13/64	2.177
				CF150-10xx			2 14/64	2.190
							2 15/64	2.202
							2 16/64	2.215
				CS150-11xx	2 17/64	2 20/64	2 17/64	2.227
				CF150-11xx			2 18/64	2.239
							2 19/64	2.252
							2 20/64	2.264
				CS150-12xx	2 21/64	2 24/64	2 21/64	2.276
				CF150-12xx			2 22/64	2.289
							2 23/64	2.301
							2 24/64	2.313

Crimped Recommendation Guide

See pages 40-42, 265-267 for Crimp products.

Hose ID	Cam & Groove Coupler Part #	Cam & Groove Adapter Part #	King Combination Nipple Part #	Sleeve & Ferrule Part #	Hose Range From	Hose Range To	Hose OD	Crimp Diameter (± 0.005)
2"	***200-C-AL***	***200-E-AL***	***ST25CS***	***CS200-1xx***	2 13/64	2 16/64	2 13/64	2.278
	200-C-BR	***200-E-BR***	***RST25CS***	***CF200-1xx***			2 14/64	2.290
	200-C-SS	***200-E-SS***	***STV25CS***				2 15/64	2.302
	RC200EZCR	***G200-E-ALCR***	***RSTV25CS***				2 16/64	2.315
	G200-C-ALCR	***G200-E-BRCR***	***STB25CS***	***CS200-2xx***	2 17/64	2 20/64	2 17/64	2.329
	G200-C-BRCR	***G200-E-SSCR***	***RSTB25CS***	***CF200-2xx***			2 18/64	2.341
	G200-C-SSCR						2 19/64	2.354
							2 20/64	2.366
				CS200-3xx	2 21/64	2 24/64	2 21/64	2.378
				CF200-3xx			2 22/64	2.390
							2 23/64	2.402
							2 24/64	2.415
				CS200-4xx	2 25/64	2 28/64	2 25/64	2.431
				CF200-4xx			2 26/64	2.443
							2 27/64	2.455
							2 28/64	2.468
				CS200-5xx	2 29/64	2 32/64	2 29/64	2.480
				CF200-5xx			2 30/64	2.492
							2 31/64	2.505
							2 32/64	2.517
				CS200-6xx	2 33/64	2 36/64	2 33/64	2.529
				CF200-6xx			2 34/64	2.542
							2 35/64	2.554
							2 36/64	2.566
				CS200-7xx	2 3764	2 40/64	2 37/64	2.579
				CF200-7xx			2 38/64	2.591
							2 39/64	2.603
							2 40/64	2.616
				CS200-8xx	2 41/64	2 44/64	2 41/64	2.628
				CF200-8xx			2 42/64	2.640
							2 43/64	2.653
							2 44/64	2.665
				CS200-9xx	2 45/64	2 48/64	2 45/64	2.677
				CF200-9xx			2 46/64	2.690
							2 47/64	2.702
							2 48/64	2.715
				CS200-10xx	2 49/64	2 52/64	2 49/64	2.727
				CF200-10xx			2 50/64	2.739
							2 51/64	2.752
							2 52/64	2.764
				CS200-11xx	2 53/64	2 56/64	2 53/64	2.776
				CF200-11xx			2 54/64	2.789
							2 55/64	2.801
							2 56/64	2.813
				CS200-12xx	2 57/64	2 60/64	2 57/64	2.826
				CF200-12xx			2 58/64	2.838
							2 59/64	2.850
							2 60/64	2.863

Crimped Recommendation Guide

See pages 40-42, 265-267 for Crimp products.

Hose ID	Cam & Groove Coupler Part #	Cam & Groove Adapter Part #	King Combination Nipple Part #	Sleeve & Ferrule Part #	Hose Range From	Hose Range To	Hose OD	Crimp Diameter (± 0.005)
3"	***300-C-AL***	***300-E-AL***	***ST35CS***	***CS300-1xx***	3 13/64	3 16/64	3 13/64	3.333
	300-C-BR	***300-E-BR***	***RST35CS***	***CF300-1xx***			3 14/64	3.345
	300-C-SS	***300-E-SS***	***STV35CS***				3 15/64	3.357
	RC300EZCR	***G300-E-ALCR***	***RSTV35CS***				3 16/64	3.370
	G300-C-ALCR	***G300-E-BRCR***	***STB35CS***	***CS300-2xx***	3 17/64	3 20/64	3 17/64	3.384
	G300-C-BRCR	***G300-E-SSCR***	***RSTB35CS***	***CF300-2xx***			3 18/64	3.396
	G300-C-SSCR						3 19/64	3.409
							3 20/64	3.421
				CS300-3xx	3 21/64	3 24/64	3 21/64	3.433
				CF300-3xx			3 22/64	3.445
							3 23/64	3.457
							3 24/64	3.470
				CS300-4xx	3 25/64	3 28/64	3 25/64	3.486
				CF300-4xx			3 26/64	3.498
							3 27/64	3.510
							3 28/64	3.523
				CS300-5xx	3 29/64	3 32/64	3 29/64	3.535
				CF300-5xx			3 30/64	3.547
							3 31/64	3.560
							3 32/64	3.572
				CS300-6xx	3 33/64	3 36/64	3 33/64	3.584
				CF300-6xx			3 34/64	3.597
							3 35/64	3.609
							3 36/64	3.621
				CS300-7xx	3 37/64	3 40/64	3 37/64	3.634
				CF300-7xx			3 38/64	3.646
							3 39/64	3.658
							3 40/64	3.671
				CS300-8xx	3 41/64	3 44/64	3 41/64	3.683
				CF300-8xx			3 42/64	3.695
							3 43/64	3.708
							3 44/64	3.720
				CS300-9xx	3 45/64	3 48/64	3 45/64	3.732
				CF300-9xx			3 46/64	3.745
							3 47/64	3.757
							3 48/64	3.770
				CS300-10xx	3 49/64	3 52/64	3 49/64	3.782
				CF300-10xx			3 50/64	3.794
							3 51/64	3.807
							3 52/64	3.819
				CS300-11xx	3 53/64	3 56/64	3 53/64	3.831
				CF300-11xx			3 54/64	3.844
							3 55/64	3.856
							3 56/64	3.868
				CS300-12xx	3 57/64	3 60/64	3 57/64	3.881
				CF300-12xx			3 58/64	3.893
							3 59/64	3.905
							3 60/64	3.918
				CS300-13xx	3 61/64	4	3 61/64	3.930
				CF300-13xx			3 62/64	3.942
							3 63/64	3.955
							4	3.967
				CS300-14xx	4 1/64	4 4/64	4 1/64	3.979
				CF300-14xx			4 2/64	3.992
							4 3/64	4.004
							4 4/64	4.016
				CS300-15xx	4 5/64	4 8/64	4 5/64	4.029
				CF300-15xx			4 6/64	4.041
							4 7/64	4.053
							4 8/64	4.066
				CS300-16xx	4 9/64	4 12/64	4 9/64	4.078
				CF300-16xx			4 10/64	4.090
							4 11/64	4.103
							4 12/64	4.115

Crimped Recommendation Guide

See pages 40-42, 265-267 for Crimp products.

Hose ID	Cam & Groove Coupler Part #	Cam & Groove Adapter Part #	King Combination Nipple Part #	Sleeve & Ferrule Part #	Hose Range From	Hose Range To	Hose OD	Crimp Diameter (± 0.005)
4"	***400-C-AL***	***400-E-AL***	***ST40CS***	***CS400-1xx***	4 13/64	4 16/64	4 13/64	4.333
	400-C-BR	***400-E-BR***	***RST40CS***	***CF400-1xx***			4 14/64	4.345
	400-C-SS	***400-E-SS***	***STV40CS***				4 15/64	4.357
	RC400EZCR	***G400-E-ALCR***	***RSTV40CS***				4 16/64	4.370
	G400-C-ALCR	***G400-E-BRCR***	***STB40CS***	***CS400-2xx***	4 17/64	4 20/64	4 17/64	4.384
	G400-C-BRCR	***G400-E-SSCR***	***RSTB40CS***	***CF400-2xx***			4 18/64	4.396
	G400-C-SSCR						4 19/64	4.409
							4 20/64	4.421
				CS400-3xx	4 21/64	4 24/64	4 21/64	4.433
				CF400-3xx			4 22/64	4.445
							4 23/64	4.457
							4 24/64	4.470
				CS400-4xx	4 25/64	4 28/64	4 25/64	4.486
				CF400-4xx			4 26/64	4.498
							4 27/64	4.510
							4 28/64	4.523
				CS400-5xx	4 29/64	4 32/64	4 29/64	4.535
				CF400-5xx			4 30/64	4.547
							4 31/64	4.560
							4 32/64	4.572
				CS400-6xx	4 33/64	4 36/64	4 33/64	4.584
				CF400-6xx			4 34/64	4.597
							4 35/64	4.609
							4 36/64	4.621
				CS400-7xx	4 37/64	4 40/64	4 37/64	4.634
				CF400-7xx			4 38/64	4.646
							4 39/64	4.658
							4 40/64	4.671
				CS400-8xx	4 41/64	4 44/64	4 41/64	4.683
				CF400-8xx			4 42/64	4.695
							4 43/64	4.708
							4 44/64	4.720
				CS400-9xx	4 45/64	4 48/64	4 45/64	4.732
				CF400-9xx			4 46/64	4.745
							4 47/64	4.757
							4 48/64	4.770
				CS400-10xx	4 49/64	4 52/64	4 49/64	4.782
				CF400-10xx			4 50/64	4.794
							4 51/64	4.807
							4 52/64	4.819
				CS400-11xx	4 53/64	4 56/64	4 53/64	4.831
				CF400-11xx			4 54/64	4.844
							4 55/64	4.856
							4 56/64	4.868
				CS400-12xx	4 57/64	4 60/64	4 57/64	4.881
				CF400-12xx			4 58/64	4.893
							4 59/64	4.905
							4 60/64	4.918
				CS400-13xx	4 61/64	5	4 61/64	4.930
				CF400-13xx			4 62/64	4.942
							4 63/64	4.955
							5	4.967
				CS400-14xx	5 1/64	5 4/64	5 1/64	4.979
				CF400-14xx			5 2/64	4.992
							5 3/64	5.004
							5 4/64	5.016
				CS400-15xx	5 5/64	5 8/64	5 5/64	5.029
				CF400-15xx			5 6/64	5.041
							5 7/64	5.053
							5 8/64	5.066
				CS400-16xx	5 9/64	5 12/64	5 9/64	5.078
				CF400-16xx			5 10/64	5.090
							5 11/64	5.103
							5 12/64	5.115

Crimped Recommendation Guide

See pages 40-42, 265-267 for Crimp products.

Hose ID	Cam & Groove Coupler Part #	Cam & Groove Adapter Part #	King Combination Nipple Part #	Sleeve & Ferrule Part #	Hose Range From	Hose Range To	Hose OD	Crimp Diameter (± 0.005)
6"	***600-C-AL*** ***600-C-BR*** ***600-C-SS*** ***RC600EZCR*** ***G600-C-ALCR*** ***G600-C-BRCR*** ***G600-C-SSCR***	***600-E-AL*** ***600-E-BR*** ***600-E-SS*** ***G600-E-ALCR*** ***G600-E-BRCR*** ***G600-E-SSCR***	***ST60CS*** ***RST60CS*** ***STV60CS*** ***RSTV60CS*** ***STB60CS*** ***RSTB60CS***	***CS600-1xx*** ***CF600-1xx***	6 21/64	6 28/64	6 21/64	6.504
							6 22/64	6.516
							6 23/64	6.528
							6 24/64	6.541
							6 25/64	6.553
							6 26/64	6.565
							6 27/64	6.577
							6 28/64	6.589
				CS600-2xx ***CF600-2xx***	6 29/64	6 36/64	6 29/64	6.606
							6 30/64	6.618
							6 31/64	6.631
							6 32/64	6.643
							6 33/64	6.655
							6 34/64	6.668
							6 35/64	6.680
							6 36/64	6.692
				CS600-3xx ***CF600-3xx***	6 37/64	6 44/64	6 37/64	6.705
							6 38/64	6.717
							6 39/64	6.729
							6 40/64	6.742
							6 41/64	6.754
							6 42/64	6.766
							6 43/64	6.779
							6 44/64	6.791
				CS600-4xx ***CF600-4xx***	6 45/64	6 52/64	6 45/64	6.803
							6 46/64	6.816
							6 47/64	6.828
							6 48/64	6.841
							6 49/64	6.853
							6 50/64	6.865
							6 51/64	6.878
							6 52/64	6.890
				CS600-5xx ***CF600-5xx***	6 53/64	6 60/64	6 53/64	6.902
							6 54/64	6.915
							6 55/64	6.927
							6 56/64	6.939
							6 57/64	6.952
							6 58/64	6.964
							6 59/64	6.976
							6 60/64	6.989
				CS600-6xx ***CF600-6xx***	6 61/64	7 4/64	6 61/64	7.001
							6 62/64	7.013
							6 63/64	7.026
							7	7.038
							7 1/64	7.050
							7 2/64	7.063
							7 3/64	7.075
							7 4/64	7.087
				CS600-7xx ***CF600-7xx***	7 5/64	7 12/64	7 5/64	7.100
							7 6/64	7.112
							7 7/64	7.124
							7 8/64	7.137
							7 9/64	7.149
							7 10/64	7.161
							7 11/64	7.174
							7 12/64	7.186
				CS600-8xx ***CF600-8xx***	7 13/64	7 20/64	7 13/64	7.198
							7 14/64	7.211
							7 15/64	7.223
							7 16/64	7.236
							7 17/64	7.248
							7 18/64	7.260
							7 19/64	7.273
							7 20/64	7.285
				CS600-9xx ***CF600-9xx***	7 21/64	7 28/64	7 21/64	7.297
							7 22/64	7.310
							7 23/64	7.322
							7 24/64	7.334
							7 25/64	7.347
							7 26/64	7.359
							7 27/64	7.371
							7 28/64	7.384

Glossary of Terms

A

ANSI American National Standards Institute, Inc.

API American Petroleum Institute

ASME American Society of Mechanical Engineers

ASTM American Society for Testing and Materials

Anodize A process for aluminum, similar to zinc or chrome plating steel, in which an aluminum part is electrically charged then, dipped in various chemicals to produce various colors and/or surface hardness.

B

Burst Pressure The pressure at which rupture occurs.

C

Chamfer To cut an angle on the hose tube to aid in stem insertion and to prevent the hose end from flaring when a stem is inserted.

Clamp A metal fitting, band or wire used around the outside of a hose end to secure a coupling, fitting or nipple.

Cold Flow Continued deformation or movement of rubber under stress.

Compression Set The deformation that remains in rubber after it has been subjected to and released from stress such as a clamp. The longer the stress is maintained the more definitive the deformation.

Coupling A device at the end or ends of a length of hose that allows a connection to be made.

Crimping The act of forming the metal sleeve or ferrule of a hose fitting with a surrounding series of die segments to compress the hose within the fitting. The crimping process changes the shape of the entire circumference and length simultaneously. Often interchanged with the term "swaged".

D

Durometer An instrument for measuring the hardness of rubber.

Durometer Hardness A numerical value which indicates the resistance to indentation of the blunt indentor of the durometer.

E

Elastomer Any of various elastic substances resembling rubber.

Expansion Ring Typically refers to a type of fire hose couplings that are attached by expanding a sleeve (usually brass) outward to compress the hose against the wall of the bowl of the coupling.

External Swage (Swaging) A ferrule is passed through a reducing die, usually split, to bring the ferrule OD down to a predetermined size (for proper coupling retention) forcing the hose tube down into the stem serrations.

F

Ferrule A collar placed over a hose end to attach the fitting to the hose. The ferrule may be crimped swaged, forcing the hose against the shank of the coupling, or the shank may be expanded, forcing the hose out against the ferrule, or both.

Glossary of Terms

G

Gripping Finger The part of the clamp that goes over and behind the stem collar to aid in clamp retention.

H

Hard Coat An anodizing process in which the surface hardness of aluminum becomes similar to or greater than that of case hardened steel.

I

Internal Expansion (IX) A plug (or bullet) is pulled through a stem or a set of blades (fingers) increase the stem ID to the plug OD or a predetermined setting when using expansion blades (fingers). This forces the stem serrations into the hose tube and the hose cover into the serrations of the ferrule.

J

JIC Joint Industrial Committee

JIC Thread Typically refers to the threads on hydraulic fittings having 37° conical sealing surfaces.

M

MSHA Mine Safety and Health Administration

N

NSF/ANSI Standard 61 Drinking Water System Components was published in 1988 to establish minimum requirements for the control of potential adverse human health effects from products that contact drinking water.

Nipple The section of the fitting that is inserted into the hose. Also known as the shank of a coupling.

Nominal A dimensional value assigned for the purpose of convenient designation.

O

Operating Pressure The pressure at which system functions, also known as Working Pressure

P

PSI Pounds per square inch

PSIG Pounds per square inch gauge

Permanent Fitting The type of fitting which, after it is applied, cannot be removed for reuse.

Polymer A macromolecular material formed by the chemical combination of monomers having the same or different chemical composition.

Proof Pressure A specified pressure which exceeds the hose assemblies rated working pressure to indicate its reliability at normal working pressure. Follow RMA's testing guidelines for specific pressures and duration's for various types of hose.

PTFE Versatile polymer, polytetrafluoroethylene, commonly known as the DuPont brand name PTFE

R

RMA Rubber Manufacturers Association

Reusable Fitting The type of fitting that is designed to be removed from a hose and recoupled on another hose.

Glossary of Terms

S

SAE Society of Automotive Engineers

SAE Threads Similar to JIC except 45° conical sealing surfaces

SCFM Standard Cubic Feet per Minute. Typically refers to the amount of compressed air a compressor can produce.

Safety Factor A ratio used to establish the working pressure of a hose based upon the burst pressure. Typical Safety Factors are as follows:

1. Water hose up to 150 psi WP: 3 to 1
2. Hose for all other liquids, solid materials suspended in liquids or air and water hose over 150 psi WP: 4 to 1
3. Hose for compressed air and other gases: 4 to 1
4. Hose for liquid media that immediately changes into gas under standard atmospheric conditions: 5 to 1
5. Steam hose: 10 to 1

Serration The part of the shank (stem) that grips the hose tube.

Shank The section of the fitting or coupling that is inserted into the hose.

Sintered Process in which powdered metal is formed in a mold under extreme pressure to form a finished part.

Styrene Butaline Rubber Also known as SBR

Surge A rapid rise and decrease of internal pressure.

T

Torque Amount of force required to turn an object. Usually measured in inch pounds (in. lbs.) or foot pounds (ft. lbs.)

Tube The innermost part of the hose that's purpose is to contain the media being transported. Usually, rubber compounds or plastics are blended to give the tube specific properties so that it is compatible with certain media.

U

UHMW Ultra High Molecular Weight. Next generation of chemical hoses after cross-linked polyethylene having a thin tube liner made from extremely dense material giving it excellent chemical resistance properties.

V

Victaulic Groove A style of couplings that has a groove cut near the end of the stem where threads would typically be. The couplings are attached using a "C" shaped clamp that fits into the grooves on the stem.

W

WOG Water, Oil, Gas. Pressure rating for valves handling these products. This does not include steam.

WP Working Pressure

Working Pressure The maximum pressure to which a hose assembly will be subjected to including pressure surges.

X

XLPE Cross-Linked Polyethylene tube material that has good chemical resistance properties.

Page #

A

Acetal push-in fittings 331-332
Actuator style Cam and Groove 615
Adapters -
- Aviation 73
- Bevel seat 433
- Brewery hose 414
- Boss 97
- Cam and groove 18-21, 30, 33, 34, 37, 38, 39, 40, 43-56, 58-59, 61, 75
- Drum thread 533
- Dry gas 76
- Dry quick disconnects 71
- Fill pipe 604
- Flange 595
- Forestry 529
- Grooved 596
- Hydrant 43, 512-515
- Hydraulic 379-380, 385-386
- LP gas hose 100-102
- Rubber hose 414, 446
- Sanitary 414-416, 433, 450
- Suction 509-510
- Swivel 509-511
- Threaded, brass 310-311

Aero-Seal® 345, 346
Agricultural -
- Bauer quick connects 280-283
- Hydraulic couplings 364

Air -
- Blow Guns 141-145
- Brake fittings 182-185
- Check valves 122, 139, 360, 468-470, 566-569
- Couplings 100-116, 126-133
- Dryers, desiccant 194, 234
- Gauges, process 252
- Hammer fittings 103
- Hose, polyurethane 144
- Hose, self storing 146-147
- Hose reel, manual 152
- Hose reel, retractable 151
- In-line lubricator base 118
- Liquifit™ fittings 285-289

Page #

Air, *continued*
- Receiver manifold, ASME 120
- with Watts Filter 121
- Sharkbite® push-in fittings 290-291
- Tool lubricant 136
- Tool swivel 150
- Valves 138-140, 535-567
- Wilkerson combo unit with frame 121

Air Chief -
- A series 132
- Ball swivel connectors with Air Chief plugs 123
- Quick disconnects 124-133
- Stainless steel 124-128

Air King -
- Clamps 107
- with ferrules 109
- Global 106
- Global 4-lug 106
- In-line ball valve 109
- Safety pin 108
- Universal couplings 105
- Universal swivels 109

Air Line -
- Shut-off valve 138, 211, 566-567
- Swivels 149-150

Aluminum -
- Ball shut-off nozzle 524, 531
- Caps and plugs with chain 500
- Double male nipples 518
- Drum gate valves 535
- Hydrant adapters 43, 514-515
- Manifold connectors 137
- Swivel adapters 509-511

Angled Ball Drip Valve 508
ANSI split flange adapter 595
Anti-freeze lubricant 136
API -
- Certified couplings 402
- Coupler 623
- Load only Valve 623
- Rack cords 623

ARO-speed quick disconnects 131
ASA flange -
- Cam and groove 54
- Quick-connect 278-279

Page #

ASME air receiver manifold 120
Automatic -
- Drain valve, FRL 207
- Safety couplers 127
- Shut-off nozzles 609

Automotive quick disconnects 129-130
Aviation, dry couplings 72-73
Axial restraint couplings 568

B

Backflow preventer 506
Ball -
- Check valves 469
- Cone check valves 567
- Full flow 538-539, 613-614
- Nozzles 608
- Seat, female 323
- Shut-off 524, 530-531
- Swivels 149, 293, 323
- Swivel connector with Air Chief plugs 123
- Valves 109, 361, 535-567

Band clamp -
- Tools 351-352
- Band and Buckle 352
- Set Screw 352
- F series 348
- K series 349
- Smooth ID 350

Barbed push-on fittings 125, 126, 129-132, 149, 315-318, 341
Bayonet style dry disconnects 607
Bell reducers 578
Bent stem swivels 150
Bevel seat fittings 430-434
Bi-metal thermometers 250
Blow guns -
- Extended nozzle 145
- Extensions 143
- High volume 143-145
- Replacement tips 143
- Rubber tipped 142
- Pistol grip 145
- Premium 141, 144
- Safety 141-143, 145

Page #

Blow guns, *continued*
- Safety air booster 142
- Typhoon 144

Bolted fittings 588

Boss -
- Adapters 97
- Assembly information 92
- Clamps 98-99
- Fittings with ferrules 97
- Ground joint knurled nut 93
- Ground joint seal couplings 93, 96
- Hose menders 95
- Male stems 95
- Washer seal couplings 94, 96
- Wing nut caps 97

Boss-Lock -
- Cam and groove 18-29, 37-38, 43 50, 52, 53, 58, 62-63
- EZ Boss-Lock 22-29, 37-38, 43 40, 43, 52, 54, 60, 61

Bowes style fittings 112-114

Brass -
- Adapters 310-312, 584
- Ball valves 538-545, 552-553, 556-557
- Barbed hose fittings 112-114, 124-133, 271, 274, 308-309, 315-323, 358-359
- Combination nipples 260
- Connectors 157, 161
- Dual Lock 115-116
- Elbows 158, 160, 161, 162, 163, 164, 314, 317, 318, 320-321
- Ferrules 327
- Flare fittings 156-158
- Gas regulators 227
- Gauges 252, 257, 259
- Hex plugs 312, 583-585
- Hydrant adapters 512-513
- Inserts 160, 320
- Long shank fittings 271
- Male swivel inserts 322-323
- Nickel plated push-in fittings 167-168
- Nylon/nickel push-in fittings 168-170
- Push-on fittings 315-318
- Reusable fittings 324-325

Page #

Brass, *continued*
- Security chains with rings 64
- Short shank fittings 269-270
- Single male outlet with hex 515
- Straight through tank fittings 162
- Tees 157, 160, 162, 164-165, 314, 321, 582
- Threaded unions 157, 312, 578
- Turbo garden hose nozzle 304
- Water regulators 187, 226

Break-away couplings -
- Industrial 68, 621
- Marine 68

Breakable cap 501

Breather vents 134

Broom, water 301

Bulkhead fittings 310, 388, 588

Butterfly valves 463-467, 560-561, 565

Buttweld fittings 59-60, 440, 443, 446

C

Cam and groove -
- Actuator style 615
- Adapters 18-21, 30, 33-34, 37-40, 43-56, 58-59, 61, 75 515, 598-599, 606
- Couplers 22-29, 31-33, 35, 37-40, 43, 46-61, 74, 598-599, 624
- Clips and lanyards 32, 36, 62-64
- Crimped fittings 37-42
- Crimp sleeve 37, 39, 41-42
- Dry disconnect 74-75
- Dust caps 28-29, 32, 35, 52
- Dust plugs 20-21, 31, 34
- Elbows 34-35, 46-48
- Flanged coupler & adapters 54, 56
- Gaskets 65-67
- Global 30-33
- Handles 32, 36, 62-63
- Hydrant adapters 43, 512-513, 515
- Hydrant connections 43, 497
- Jump Size 33, 49-52
- Locking caps 52
- Notched fittings 37-39

Page #

Cam and groove, *continued*
- Reducing cplrs. & adps. 49-52
- Phonograph finish 43
- Polypropylene 34-35
  - replacement parts 36
- Port on lug 51
- Pull rings 63
- Specialty items 55
- Spool adapters 33, 53
- Spool couplers 33, 53
- Strap Grip 58, 353
- Swaged-on 37
- Tank car fittings 44-45
- TTMA slip-on x socket flange 55
- Vapor recovery couplings 56, 624
- Welding fittings 59-60
  - buttweld to tube 59

Caps -
- Aluminum 500, 605
- API, dust 605
- Blank end 596
- Brass 499
- Breakable 501
- Dix-Lock 114
- Dust, cam and groove 28-29, 32, 35, 52
- Dust, hydraulic 363-369
- Fill pipe 604
- Hydraulic 376
- Lockable 52
- LP gas 102
- Nylon 340, 605
- Pipe 583, 586
- Sanitary 413, 432, 437, 440, 450
- Tank transport 606
- Thermoplastic 501
- Universal hose 501
- Vacuum relief 615
- Vapor 605
- Vent 615
- with chain 499-501

Carded FRL's 219

Century brass type fittings 401-402

Check valves -
- Ball cone 567
- In-line 173

Page #

Check valves, *continued*
- Safety 122
- Series C 139, 360
- Spring loaded 277, 566
- Swing 566
- Unidirectional 173

Chicago type fittings 105-109
Clamp-It band and buckles 352
Clamps -
- 3-segment 99, 409
- Accessories 351
- Air King 107
- Band 348-349, 352
- Bolted 354, 409, 435
- Boss 98-99
- Center punch 348, 350
- Constant Torque 347
- Dairy 410
- Double bolt 354
- Hydraulic 370-371
- Kits 343
- Pinch-on 342
- Racks 347
- Raised end, IXH California style 399
- Sanitary 408-410
- Sanitary accessories 410
- Single bolt 354
- Smooth ID 350
- Spiral 355
- Spring hose 355
- Stepless ear 343
- Strap-Grip 353
- T-bolt 356-357, 409
- Thumb screw 345
- Toggle 409
- Tools 343, 351-352
- Worm gear 344, 347
- Worm gear racks 347

Clappers, Siamese 497
Claw type fittings 103-106, 109
Cleaning -
- Lava, heavy-duty hand soap 630

Cleco style fittings 112-114
Close nipples 235, 313, 589

Page #

Coil Chief 147
Combination nipples 260-265
Composite mini ball valves 172
Compound gauges 259
Compression bibb faucet 534
Compression fittings 159-162
Compressor Y valve 116
Conical muffler/filters 134
Connectors, push-in 163-171, 176-181, 290-291
Constant flow nozzles 305, 519
Constant torque clamps 347
Continuous swiveling elbows 495
Contractor pressure gauges 255
Coupling -
- API 623
- Cam and groove 22-29, 31-33, 35, 37-40, 43, 46-61, 74, 598-599, 624
- Dry quick disconnects 68-76
- Equipment 391
- Inserter 628
- LP gas hose 100-102
- Lubricants 627
- Merchant 590
- Safety, automatic 127
- Short shank 269-270, 273

CP type fittings 105-109
Crimped fittings -
- cam and groove 38-43
- king combination 265-267
- sanitary 407
- true ID 635

Crimping tools 329-330
Crows foot type fittings 103-106, 109

D

Desiccant dryer, FRL 194, 234
Diameter tape 630
Differential pressure indicator 211
DIN11851 426
Displays, FRL 218
DIN fittings 426

Page #

Dix-Lock -
- Quick-acting couplings 112-114
- with ferrules 114

DOT -
- Airbrake tubing 181
- Push-in fittings 178-181

Double -
- Bolt clamps 354
- Male hex nipples 517
- Male nipples 518
- Swivels 511

Drain cocks, lever and internal 139
Drip leg auto drain 235
Drum plug wrench 534
Dryers -
- Desiccant air 194, 234

Dry -
- Aviation 72-73
- Gas 76
- Gauges 252-256
- Hydrant fittings 533
- Quick disconnects 68-70, 607

Dual foot gauges 148
Dual Lock -
- Flanged knurled locking 116
- Quick-acting couplings 115-116
- with ferrules 116

Dust caps -
- Aviation 73
- Cam and groove 28-29, 32, 35, 52
- Dry gas 76
- Hydraulic 363-369
- Threaded 340, 606

Dust plugs -
- Aviation 72
- Cam and groove 20-21, 31, 34
- Dry gas 76
- Hydraulic 363-369

E

Elbows -
- Acetal push-in 332
- Air brake 184
- Bevel seat 433

Page #

Elbows, *continued*
- Cam and groove 34-35, 46-48
- Coaxial 602
- Continuous swiveling 495
- Drop 598-602
- Grooved 594
- Hydraulic 375-376, 379-386, 388, 390
- JIC 317, 385-386, 5
- Nickel plated 167-171
- Nylon 338-339
- Nylon/nickel plated 169-170
- Polypropylene 34-35, 339
- Quick connect 278, 281
- SAE, 45° swivel 317
- Sanitary 417, 433 443-444, 449
- Stainless steel 166
- Street 314, 581
- Threaded, 45° 320, 580-581
- Threaded, 90° 318, 320-321, 375-376, 579, 581, 587
- Threaded side outlet 580

Electrically actuated valves 548, 550, 552 554, 556

Elevated temperature washdown nozzle 293

Equipment -
- Clamp tools 343, 351-352, 355
- Coupling inserters 628
- Crimpers 329-330
- Cutters 334
- for Push-On fittings 318
- RAMs 391
- Test pumps 628-629

Expansion rings 478

Expansion ring couplings 477

Expansion unit assembly 478

External crimp ferrules 42

External drain cocks 139

Externally swaged fittings 394-398

F

Faucet -
- Adjustable 534
- Bibb 534
- Drum 534

Page #

Ferrule crimping tools 329-330

Ferrules -
- Bevel seat 431
- Brass 327
- Crimped, sanitary 407
- Externally swaged 395-396
- Grooved stem style 42
- I-Line 439-440
- Internally expanded 400-401
- Notched 37, 39, 396
- Petroleum 402
- Stainless steel 37, 39, 402, 405, 407

Fill Pipe -
- Adapter caps 604
- Adapters 604

Filter/Regulators -
- accessories 216-217, 242
- Carded 219
- FRL 199, 200, 227, 244
- Mini's 187-188, 220
- Series I 227
- Watts 244
- Wilkerson 199-200

Filter/Strainer, sanitary 459-460

Filters -
- accessories 208-211, 236, 238, 248
- Airline 190-191, 221-222
- Carded 219
- Inlet 299
- In-Line, air/oil 135
- Mini in-line 135
- Oil removal 223
- Series I 221-223
- Watts 243-244
- Wilkerson 190-193

Filters, Regulators, Lubricators 186-249

Finger type clamps 98-99

Fire Hose -
- Adapters 509-515
- Adj. pressure restricting device 496
- Breakable caps 501
- Caps and plugs 499-501

Page #

Fire Hose, *continued*
- Chemical booster 489
- Couplings 477
- Dry hydrant 533
- Expanders 478
- Forestry mop up 529
- Hose 479-489, 529
- Hydrant adapter 512-515
- Hydrant connections, C&G 43
- Jackets 631-632
- Master streams 525
- Monitors 525
- Nozzles 519-525
- Pin rack 495
- Racks 494-495
- Reels 491-493
- Roof connections 497
- Siamese clappers 497
- Single jacket 500# 483
- Spanner wrenches 275, 502-503
- Storz fittings 526-527
- Thermoplastic adjust-a-plug 501
- Wharf hydrant 506
- Wall reel 491
- Valves 496, 504-508

Fire jackets for hose 631-632

Fire tape 632

First aid kit 633

Flame retardant hose and cable protection 631

Flange -
- Hydraulic 4-bolt 372-373
- Tube OD weld 454
- Tube OD wall 456

Flanged -
- Adapters 54-56, 372, 575, 595
- Assemblies 397
- Combination nipples 264
- Couplers and adapters 54-56
- Quick-connect, fittings 278-279
- TTMA extension 625

Flanges 573-574

Flare fittings 156-158, 387-388

Flat face fittings 375-376

Flexogen®, garden hose 302

	Page #
Flexzilla™, garden hose	302
Flowmax connectors -	
Diesel fueling system	78-79
ENBL series	84
Fuel vent	79
Gravity fill receiver	79
High flow series	84
R series	82-83
Service Box	79
Standard	80-81
Flow Chief food grade fittings	405-407
Flow control valves -	
Air	140, 172-173
Hydraulic	360
Flush face hydraulic fittings	368
Flutterguard dry gauges	255
Fog nozzles	519-523
Food grade fittings	405-476
Foot valves	283
Forestry fog nozzle	530-531
FRL's -	
Accessories	208-217, 236-242, 248-249
Displays	218
Carded	219
Series I	219-242
Watts	243-249
Wilkerson	186-218
Fuel nozzles	611-612
Fusible pipe caps	606

G

	Page #
Garden hose -	
Hose	302-303
Accessories	304-306
Fittings	306-310
Nozzles	304-305
Quick couplers	308
Gaskets	36, 44, 56, 65-67, 94, 96, 103, 108, 111, 113, 115, 272, 279, 283, 305, 340, 399, 403, 421-425, 429, 434, 438, 442, 478, 515, 519-520, 574, 588, 595, 597, 603, 605-606, 622
Gas -	
Dry couplings	76
LP, hose coupling & adapters	100-102
Regulators	225
Gate valve -	
Self closing	535
Single hydrant	504
Wedge disc	505
Gauges	250-259
Gravity drop adapter	605
Grease gun	626
Grease whip assemblies	326
Grip-L couplings	568
Grooved fittings -	
End caps	596
Gaskets	597
Lightweight	591
Mechanical tees	593
Nuts and bolts	597
Quick release	592
Rigid	592
Series 45	594
Series 90	594
Series AN	594
Series BE	596
Series EC	596
Series FA	595
Series RA	595
Series SF	595
Series T	594
Standard	591
Valves	538-539
Grooved nipples	261, 265, 596
Grooved stem style ext. crimp ferrule	42
Ground joint -	
Air hammer couplings	103
Fittings	93, 96, 103

H

	Page #
Hammer lug type couplings	92, 96-97, 103
Hammer Unions	90
Hand cleaner, Lava	630
Handles, cam and groove	32, 36, 62-63
Hangers -	
pipe	441
Hangers, *continued*	
tube	455-456
Hastelloy fittings	61, 260
Heavy duty ends for IXH clamps	399
Hex bushings	311
Hex manifold	137
Hex plugs, brass	311, 585
High Purity BioPharm Fittings	471-476
Holedall -	
Couplings	96, 394, 397-398
Expander machine	403
Ferrules	395-396, 400-402, 405, 407
Food grade fittings	405-407
Flanged assemblies	397
Nipples	394
Notched ferrules	396
Notched stems	396
Swaging machines	391
Petroleum fittings	401-404
Rams	391
Horizontal swing check valves	566
Hose -	
Air, self-storing	146-147
Braided rubber	300
Caps	499-500
Contractors	302
Crimper	330
Cutters	334
Diameter tape	630
Fire	482-489
Fire jackets for hose	631-632
Fittings, barbed	112-113, 115-117, 125-133, 268, 273, 308-309, 335-336, 338-339, 341, 358-359
Flexogen®	302
Flexzilla™	302
Garden	302-303
Hand crank reel	300
Hot water reinforced	303
Hot water washdown	292
Knife	630
Mallet	630
Menders	95, 274, 276-277, 318, 322, 339, 341
Mill	479-481

Page #

- Nominal smooth bore 634
- Polyurethane whip hose 146
- PTFE 634
- Racks 152, 494-495
- Recreation 303
- Reels 151-152
- Reels, style V swing wall 491
- Room equipment 630-633
- Spiral guard protection 631
- Stations, water and steam 292
- Swivels 149-150, 610, 612
- True ID 635

Hot & cold water washdown stations 292
Hot water washdown nozzle 293
Hot water washdown hose 292
Hydrant -
- Adapters 43, 305, 512-515
- Connections, cam and groove 43, 515
- Dry fittings 533
- Gate valves 504
- Wharf 506

Hydraulic -
- 3000 series 363
- 4-bolt flanges 372
- 5600 series 367
- 7800 series 365
- Adapters 373, 379-380, 385-386
- Agricultural 364
- Dust plugs and caps 363-369
- Flat face 375-376
- Flush face 368
- Industrial 362
- Male plugs 378
- Pipe swivel adapters 379-380
- Pipe fittings 381-384
- Quick-Connect 358-359, 362-364, 367-369
- Return line 370
- SAE O-ring fittings 374, 377
- Split flange adapters 373
- Valves -
  - Check 360
  - Control 360
  - High pressure ball 361, 545

Page #

Hydraulic Valves, *continued*
- Needle 361
- VH series 369
- Water-blast 370
- WS series 364

Hydrostatic test pumps 629
Hydrotest pump 628

I

I-line fittings 435-438
Inflator gauges, tire 148
Inlet filter 300
In-line
- Ball valve, air king end 109
- Check valves 173
- Filter/Strainer 460
- Filters, air 118
- Filters, mini 135
- Flow control valves 172-173
- Lubricators 118
- Swivels 149

Industrial -
- Hydraulic couplings 362
- Interchange angled swivel 124
- Quick connects 124-128
- Safety break-away 68, 621

Inserts, threaded 636-637
Interlocking clamps 98-99, 109
Internally expanded fittings 399-401
Instrumentation Fittings 153-155
Injector nozzle 298

J

JIC adapters 385-386
JIC fittings 316, 321, 373, 570, 634,
Joint sealant gasket material 627

K

Keychains 134
King -
- Combination nipples 260-265
  - Beveled end 261

Page #

King Combination, *continued*
- BSPT end 261
- Crimp style 265
- Flanged 264
- Grooved end 261
- Jump sizes 262
- PF shank 263

Quick acting 103
Cable 119
Shank couplings 269-272
Steel nipples 268

L

Lance, spray and extensions 297
Lanyards 63-64, 108
Lever drain cocks 139
Lever ring, quick connector 282
Lincoln quick disconnects 133
Line strainers 298, 562-563
Liquid filled gauges 256-258
Liquifit™ fittings 285-289
Locking ball valves 540-542, 544 546-547
Locking Kit, Dry Disconnect 74
Lockable caps 52
Long handle short shank female 515
Long shank couplings 271-272
LP -
- Boss male stems 58, 95, 352
- Gas hose coupling & adapters 100-102

Lubricants -
- Air tool 136
- Anti-freeze 136
- Gruvlok 597

Lubricators -
- Accessories 214-216, 240-241, 249
- Carded 219
- In-line 118
- Series I 228-232
  - Micro-fogging 228-230
  - Oil-fogging 231-232
  - Pyrex® sight feed dome 230
- Watts 246
- Wilkerson 188, 200-203

Page #

M

Magnetic thermometers 251
Make-A-Clamp clamp kit 347
Mallet, hose 630
Manifolds -
- 2 in 1 137
- 3 in 1 137
- Air receiver 120
- Aluminum bar 137
- GHT, 4 valve 306-307
- Hex, flat 137
- Modular 171
- Regulator 225

Marine break-away coupling 68
Marking pens 630
Mechanical tees 593
Megaboost Grease Gun 626
Menders 95, 274, 276-277, 318, 322, 339
Merchant couplings 590
Metal hose fittings 570-571
Metric -
- Push-in fittings 176-177
- Tubing 176

Mini -
- Combination units 189, 220, 233
- Filter/regulators 187-188, 219-220
- Filters 136, 186, 219-220
- Lubricators 136, 188, 219-220
- Regulators 136, 186-187, 219-220

Mining fittings 99
Monitor nozzle 525
Muffler -
- Conical 134
- Speed control 134, 559

Mulconroy 391

N

Needle valves -
- Air 139
- Hydraulic 361

Nipples -
- 3500 117

Nipples, *continued*

Page #

- Close 235, 274, 313, 589
- Combination 260-265
- Double male 517-518
- Female to male 516
- Grooved 261, 265
- Hex 311, 516-517, 584, 588
- Hex welding 571
- King 268
- Notched turned back 264, 572
- Octagon 571
- Pipe 274, 312, 571, 588
- Polypropylene 263, 585

Norgren FRL's 219-234
Notched -
- Cam and groove fittings 38-39
- Ferrules, Holedall 37, 39, 262, 264, 396, 572
- Stems, Holedall 262, 396
- Turned back nipples 264, 572

Nozzles -
- Adjust-a-Power 304
- Automatic shut-off 609
- Ball 608
- Ball shut-off 524, 531
- Constant flow 305, 519
- Elevated temperature 293
- Fire hose 306, 520-524
- Flexible water 306
- Fog 519-523, 532
- Fuel 611-612
- Garden hose 306
- High pressure spray 299
- Holder 300
- Industrial grade 295, 521, 522
- Injector nozzle 298
- Master Stream 525
- Multi-pack 299
- Overwing aircraft 610
- Pressure 299, 610
- Quick connect spray 299
- Shut-Off 524, 530-531, 609
- Soap 299
- Solid brass 304-305, 532
- Spray hose 293-295, 299
- Stainless steel 294-295

Nozzles, *continued*

Page #

- Street Cleaning 524
- Sweeper 305
- Temperature indicating 294
- Tips 523-524
- Turbo nozzle 303, 304
- Twist 304
- Utility 609
- Washdown 293, 521

NPT threaded fittings 571, 577-590
Nylon fittings 335-341
Nylon tubing 174-175
Nylon protective sleeve 632

O

O-ring SAE -
- Adapters 377
- Reducers 377

Octagonal nipples 571
Oetiker® clamp tool 343
Oil removal filter 223
Oil spill kit 630
Oil vapor removal filter 223
Omega™ monitor 525
Open flex 1L couplings 568
OSHA valves 122
Oxyacetylene -
- Adapters 327
- Ferrules 327
- Connecting spud 327
- Hose couplings 327

P

Panel builder gauge 255
Parker EZ-mate 127
Petroleum fittings, API 402
Petroleum fittings, Holedall 401-404
Phonograph finish fittings 43, 263
Pin Lug -
- Caps 499
- Couplings 43, 45, 269, 270, 272, 477, 509-511, 515, 518, 606

Pinch-on clamps and accessories 342-343
Pipe -

Page #

- Adapters 596
- Caps 606
- Couplings 568-572
- Cross 583
- Hangers 441
- Nipples 274, 312, 590
- Play 523
- Thread sealant 626

Pliers, spring hose clamp 355

Plugs -
- Aluminum, with chain 500
- Dust, cam and groove 20-21, 31, 35
- Hex head 338, 585, 587
- Hydraulic flat face 376
- Hydraulic male pipe 378
- LP gas 102
- Push-in fitting 170
- Red thermoplastic FDC 500
- Square head 338, 583

Pneumatically actuated valves 549, 551, 553, 555, 557, 560-551

Pneumatic test pump 629

Polyethylene tubing 174-175

Polypropylene -
- Ball valves 564
- Bolted fittings 588
- Cam and groove fittings 34-35
  - Replacement parts 36
- Chemical transfer fittings 331
- Pipe fittings 586-587
- Sleeves 441

Polyurethane -
- air hose 146
- tubing 174-175
- whip hose 146

Pop-off valves, safety 138

Positioners 559

Pressure gun 296
- Lance 297
- Telescoping 298

Pressure recommendations 8-13

Process gauges 252

Pull rings, cam and groove 63

Pump adapters 588

Punch style clamps 348-350

Push-in fittings 163-181, 331-332

Page #

Push-in fitting kit 171

Push-on fittings 315-318

Push-on fitting tool 318

PVC tubing 333

Q

Quick acting couplings 103, 106, 110, 112-116

Quick connect -
- Agri-Lock style 278-279
- Air fittings 112-116, 123-133
- Bauer style 280-283
- Cam and groove 18-57
- Hydraulic fittings 357-358, 362-369

Quick couplings and plugs 298

Quick release couplings 592

R

Rack cords, API compatible 623

Racks -
- Fire hose 494-495
- Hose 152, 494
- Hump 494
- Mixing station 292
- Worm gear clamp 344

Radiator bibb 306

Railroad tank car -
- Fittings 44-45
- Gaskets 44

Reducer -
- Adapters 33, 49-53, 311, 584
- Bell 596
- Combination nipples 262
- Couplers 33, 49-53
- Hex nipples 516-517
- Quick connect 281
- Sanitary 419, 433, 446-447, 452, 475
- Union 160

Reels -
- Continuous flow 492-493
- Hand crank 300

Reels, *continued*

Page #

- Hose 151-152, 491
- Style V swing wall 491

Regulators -
- Accessories 211-213, 238-239, 249
- Carded 219
- Dial air 194
- Gas 225
- General 225
- High flow 196
- High pressure 197-198
- Manifold 225
- Mini general purpose 136, 219, 225
- Mini water 187, 226
- Replacement springs 211, 230
- Series I 224-226
- Watts 245
- Wilkerson 194-198
- Water 226

Replacement handles, cam & groove 32, 36, 61-62

Right hand couplings 327

Rigid couplings 592

Roof connections 497

Rostra type fittings 401-402

S

Saddle hose racks 152, 494

SAE fittings 316, 322, 372-377, 381-382

Safety -
- Blow guns 141-145
- Break-away couplings 68, 621
- Cables 119
- Check valves 122
- Clips and lanyards 32, 36, 62-63, 108
- Industrial, break-away 68, 621
- Information 2-7
- Marine, break-away 68
- Shut-off valves 122, 138-139, 360, 536
- Tape and tags 633
- Vented ball valves 544

Sand blast couplings 104

Sanitary -

Page #

- Adapters 413-416, 433, 440, 446, 450
- Bevel seat fittings 430-433
- BioPharm Fittings 471-476
- Bolted clamp 409, 435, 439
- Buttweld fittings 439-453
- Caps 413, 426-428, 432, 437, 440, 450
- Clamps 408-410, 435, 439
- Clamp accessories 410
- Clamp fittings 408-420
- Crosses 419, 445
- Elbows 417, 433, 443-444, 449
- European 426-429
- Ferrules 411-412, 431, 436, 439
- Filter / Strainers 459-460
- Flanges 454, 456
- Gaskets 421-425, 429, 434, 438, 442
- I-Line fittings 435-437
- Lateral 420, 448, 453
- Nuts 406, 426-428, 430
- Pipe Hangers 441
- Reducers 419, 433, 446-447, 452
- Spray balls 458-459
- Tees 418, 445, 451 473-474
- True Y 420, 448, 453
- Tube hangers 455-457
- Tube OD fittings 443-453
- U Bend 420, 448, 453
- Valves -
  - Ball 462
  - Butterfly 463-467
  - Check 468-467
- Welding -
  - Liners 426-428
  - Males 426-428
- Wrenches 427-428, 430

Sanitary crimp fittings-
- Bevel seat 407
- Clamp end 407
- Ferrule, 304 stainless steel 407

Sanitary Crimp Fittings, *continued*

Page #

- I-line 407
- Tube weld end 407

Sanitary IX fittings-
- Bevel seat 406
- Clamp end 405-406
- Ferrule, Flow Chief 405
- Male NPT 406
- Tube weld end 405

Screw clamps 344-347
Scovill type fittings 401
Security chains 64
Self-closing gate valves 535
Self-storing air hose 146
Service kit, pinch-on clamps 343
Service station equipment 598-615
Set Screw Buckles 352
Sharkbite® push-in fittings 290-291
Short shanks 269-270, 273, 308-309, 336
Shut-off -
- Nozzles 524, 530-521
- Safety valves 138
- Valves 566

Siamese clappers 497
Side-Entry Filter/Strainer 460
Sight flow indicators 72, 576, 603
Single bolt clamps 354
Skimmers 284
Sleeves 159, 182, 631-632
Soap, high pressure nozzle 299
Solenoids 559
Spanner wrenches 275, 427-428, 502-503
Speed control mufflers 134, 559
Spill Kits 630
Spiral -
- Hose and cable protection 631
- Hose clamps 355

Splicer-
- Elbow 321
- Reusable 324-325
- Tee 321

Spool adapters & couplers, cam & groove 33, 53
Spray hose -

Page #

- Couplings 272
- Nozzles 299-300

Spring guard 119
Spring return handle valve 542
Squeeze Lok™ hose assembly tool 326
Stainless steel -
- Ball cone check valve 567
- Ball valves 542-543, 545-551, 554-556
- Bolted fittings 588
- Boss -
  - Clamps 98
  - Ground joint 96
  - Male stem 95
- Clamps, pinch-on 342-343
- Combination nipples 260-265
- Dry quick disconnects 70-71, 74-76
- Inserts 273
- Ferrules 37, 39, 42, 154, 262, 264, 267, 396, 402, 405, 407, 572
- Gate valves 536
- Gauges 252, 255-257
- GHT adapters 310
- Hose swivels 610
- Lockable ball valves 546-547
- Menders 274, 276-277
- Notched shank cam & groove 38-39
- Pipe hangers 441
- Push-in fittings 166
- Quick couplings 125-127, 128
- Short shank couplings 273
- Sight flow indicator 576
- Spray balls 458-459
- Spray nozzle 294-295
- Strainers 284
- Thermowells, threaded 251
- Threaded fittings 577-583
- Thread tape 626
- Tube hangers 455-457

Steam -
- Hose couplings 93, 95-96
- Quick disconnects 92
- Gauge siphon 251
- Valve, 250 lb. 542

Stepless® ear clamps 343
Storz fittings 526-527

Page #

Straight through fittings 358-359
Stretch strap 633
Strainers 284
- Line 298
- T line 563
- Y line 562

Strap-Grip 58, 353
Straub pipe couplings 569
Suction hose couplings 269-270
Super King shank couplings 272
Surelock Quick-acting couplings 110
Swaged fittings 37, 97, 114, 116-117, 394, 397
Swing wall reels, style V 491
Switches, limit 559
Swivel -
- 37° female 389
- Air king 109
- Air tool 150
- Angled 149
- Angled industrial plugs 124
- Ball, with Air Chief plugs 123
- Ball, with hose barb 149
- Bent stem 150
- Connectors for spray gun 293
- Continuous swiveling elbows 495
- Diesel fuel 78
- Double female 511
- Dubl-Grip® reattachables 404
- Female adapters 509
- Hose 610, 612
- Hydraulic pipe adapters 379-380
- In-line 149
- Joints 85-88, 616-619
- Loading arms 625
- Male adapters 510
- Storz 526
- Washers, for Fire Hose couplings 478

Syracuse valves 535

T

Tags, hose 633
T-Bolt clamps 356-357
Tank car -
- Fittings, railroad 44-45
- Gaskets 44
- Wrenches 44

Tank truck equipment 598-615
- API -
  - Coupler 623
  - Load only valve 623
- Fuel nozzles 609-612
- Loading arm swivel 625
- TTMA flange extension 56, 625

Tape -
- Fire 632
- Safety 633
- PTFE 626
- Thread 626

Tees -
- Bull head 582
- Female, reducing 581
- Female, threaded 582
- Grooved 594
- Hydraulic -
  - 37° flare 386-388
  - Flat face 376
  - Pipe fitting 383-384
  - SAE O-ring 377
- Mechanical 593
- Nylon 337, 340
- Sanitary 418, 445, 451, 473-474
- Schd.80 polypropylene 587
- Side outlet 582
- Street service 582

PTFE-
- Gaskets 44, 56, 65, 606, 622
- Sealant 626
- Tape 626

Telescoping lance 298
Temperature indicating nozzle 294
Test plugs and caps 629
Test pumps 629
Thermometers -
- Bimetal 250-251
- Magnetic 251

Thermoplastic -
- Caps 499-500
- FM approved nozzles 520

Thermoplastic, *continued*
- Nozzles 519-520, 530
- Plug 499-500

Thermowells, stainless threaded 251
Thor style fittings 115-116
Thread -
- Tape, stainless steel 626
- Tape, PTFE 626

Threaded -
- Caps 340, 583
- Elbows 314, 320, 332, 338, 581
- Schd.80 polypropylene 586-587
- Tees 581-582
- Test caps 629
- Unions 311, 578

Thumb screw clamps 345
Tight fill couplers and adapters 598-599
Tire -
- Inflator chuck 148
- Inflator gauges 148

T Line strainers 563
Tools -
- Band clamp -
  - Jack type 351-352
  - Screw type 352
- Brass ferrule crimper 329-330
- Brute X-pander 478
- Hand swager 64
- Hose cutter 334
- Mallet 351, 630
- Oetiker® 343
- Pliers, spring hose clamp 355
- Push-on 318
- Seal inserter 111
- Squeeze Lok™ 327
- Tubing cutter 334

Tube fittings 163-170
Tubing -
- Braided 333
- Clear 333
- Cutters 334
- DOT, air brake 181
- Fluoropolymer FEP 140 175
- Metric 176
- Nylon 11 174

Tubing, *continued*

Page #

- Nylon 12 174-175
- Polyurethane 174-175
- Polyethylene 174
- PVC, clear and braided 333
- Valves 172-173

Tuff-Lite fittings 335-341
Turned back nipples 264, 572
250 lb. steam valve 542
Tygon type tubing 333

U

Unions-
- Hammer 90
- Push-in 163, 166, 168, 170
- Threaded 311, 578

Universal couplings 105-106
Unloader, valve 301

V

Vacuum gauges 259
Valves-
- 1-way ball 538, 613
- 2-way ball 539, 614
- 250 lb. steam 542
- 3-way diverting 543
- 3-way diversion 543
- 3-way shut-off 235
- Actuated 548-556, 560-561
- Actuated valve accessories 559
- Adjustable faucet 534
- Air blow check 470
- Air fuse 122
- Angle 495-496, 612
- API Load only 623
- Balance release 301
- Ball 361, 538-557, 563-564, 567, 613-614
- Ball, global 541
- Ball, mini 545
- Ball, with nozzle 563-564
- Ball, with NPT tap for drain 544
- Ball cone check 567

Valves, *continued*

Page #

- Butterfly 463-467, 556-557, 560-561, 565
- Check 122, 139, 173, 277, 360, 468-470, 537, 566-567
- Chicago pattern 508
- Compact polypropylene 564
- Composite mini ball 172
- Compressor Y 116
- Deadman handle 542
- Drip 508
- Drum gate 535
- Dual Y ball 116, 545
- Electrically actuated 548, 550, 552, 554, 556
- Fire hose 496, 504-506
- Flow control 139, 172-173, 360
- Foot 284
- Full flow 538-539, 613-614
- Gate 504-505, 536
  - self closing 535
- Globe 506, 536-537
- High pressure hydraulic ball 361, 545
- Horizontal swing check 566
- In-line ball valve, Air King 109
- In-line check 173
- In-line flow control 172-173
- Locking handle 540, 546-547
- Needle -
  - Air 139
  - Hydraulic 361
- Pneumatically actuated 549, 551, 553, 555, 557, 560-561
- Polypropylene 563-564
- Quick exhaust 172
- Release 301
- Safety check 122
- Safety pop-off 138
- Safety release 301
- Safety vented 544
- Sanitary 462-470
- Siamese 497
- Single hydrant 504
- Solder end 539
- Spring check 466
- Spring loaded 277, 566

Valves, *continued*

Page #

- Swing check, horizontal 566
- Thermal relief 301
- Unidirectional, stainless check 173
- Unloader 301
- Wye 507

Vapor recovery couplers 54, 624
Vent -
- Breather 134
- Station 615

Vented grip lance 297
VH series, hydraulic 369
Victaulic, couplings and nipples 591-596

W

Washdown
- Hose 292
- Nozzles 293-294
- Rack 292
- Stations 292
- Swivel connectors 293

Washer type couplings 94, 96
Washers -
- Air King 108
- Cam and groove 44, 65-67
- Fire hose 519, 520, 527
- Garden hose 305, 340
- Ground joint 94, 96
- Holedall petroleum 403
- Suction and shank fittings 272, 275 279, 282

Water broom 301
Water nozzle, flexible 306
Water regulators 186, 226
Water-steam washdown stations 292
Watts FRL's 121, 243-249
WD40 627
Welding -
- 45°, 90°, straight female end 570
- Cam and groove fittings 59-60
- Gauges 259
- Heavy duty ends 399
- Liner 426
- Male 426

Welding, *continued*

	Page #
Nipples	571
Threaded fittings	571
Wharf hydrant	506
Whip hose	146
Wilkerson FRL's	121, 186-218
Wing nut cap, Boss	97
Worm gear clamps	344-347
Worm gear clamp racks	347
Wrench grips	571
Wrenches -	
drum plug	534
hex	430
LP gas hose	101
spanner	275, 502-503
Wyes	55, 507

Y

	Page #
Y, cam and groove	55
Y, compressor	116
Y, connector	170, 177, 180
Y, dual valve	116, 545
Y, union	170, 180, 286
Y line strainers	562

PART NUMBER INDEX

In the following index, a (•) is used to represent a variable. Therefore, to find AD075EZ or AD400EZ, look for: **AD•••EZ**

	Page #
••••-A-AL	18, 49
••••-AA-AL	53
••••-A-SS	19, 49
••••-AA-SS	53
••••-B-AL	50
••••-B-SS	50
••••-C-AL	49
••••-C-SS	49
••••-D-AL	49
••••-D-SS	49
••••-DA-AL	51
••••-DA-BR	51
••••-DA-MI	51
••••-DA-SS	51
••••-DAT-SS	51
••••-DD-AL	53
••••-DD-SS	53
••••-E-AL	18, 49
••••-E-SS	19, 49
••••-F-AL	20, 50
••••-F-SS	21, 50
•••A-90AL	47
•••A-90SS	47
•••-AA-AL	53
•••-AA-BR	53
•••-A-AL	18
•••-A-MI	54
•••-A-ALH	18
•••-AA-SS	53
•••-A-BR	18
•••-A-HA	61
•••-AL-AL	54
•••-AL-SS	54
•••-ALT-AL	56
•••-ALT-SS	56
•••-A-MI	19
•••-A-PM	19
•••-A-SS	19
•••AWBPSTAL	59
•••AWBPSTSS	59
•••AWSPAL	59
•••AWSPSS	59
•••B-90AL	48
•••B-90SS	48
•••-B-AL	26
•••-B-ALH	26
•••-B-BR	26
•••-B-MI	27
•••-B-SS	27
•••C-90AL	47
•••C-90BR	47
•••C-90SS	47
•••-C-AL	22, 40
•••-C-ALH	22
•••-C-BR	22, 40
•••-C-MI	23
•••CNOSSS	39
•••-C-SS	23, 40
•••D-90AL	47
•••D-90BR	47
•••D-90SS	47
•••DA-45AL	46
•••DA-45SS	46
•••DA-90AL	46
•••DA-90SS	46
•••-D-AL	24
•••-D-ALH	24
•••-D-BR	24
•••-D-SS	25
•••-DC-AL	28, 75
•••-DC-ALH	28
•••-DC-BR	28
•••DC-LAL	52
•••DC-LBR	52
•••DC-LSS	52
•••-DC-MI	29
•••-DC-SS	29, 75
•••DD-45AL	46
•••DD-45SS	46
•••DD-90AL	46
•••DD-90SS	46
•••-DD-AL	53
•••-DD-SS	53
•••-DL-AL	54
•••-DL-SS	54
•••-DLT-AL	56
•••-D-MI	25
•••-DP-AL	20, 74
•••-DP-ALH	20
•••-DP-BR	20
•••-DP-MI	21
•••-DP-PM	21
•••-DP-SS	21, 74
•••DWBPSTAL	60
•••DWBPSTSS	60
•••DWSPAL	60
•••DWSPSS	60
•••E-90AL	47
•••E-90SS	47
•••-E-AL	18, 40
•••-E-ALH	18
•••-E-BR	18, 40
•••-E-HA	61
•••-E-MI	19
•••ENOSSS	39
•••-E-PM	19
•••-E-SS	19, 40
•••F-90AL	48
•••F-90SS	48
•••-F-AL	20
•••-F-ALH	20
•••-F-BR	20
•••-F-HA	61
•••-F-MI	21
•••-F-PM	21
•••-F-SS	21
•••-G-BF	65
•••-G-BU	65
•••-G-EPR	65
•••-G-NE	65
•••-G-SIL	65
•••-G-TES	66
•••-G-TEV	66
•••-G-TF	66
•••GTFACC	66
•••GTFEP	66
•••GTFVI	66
•••GTFWB	66
•••GTHK	65
•••GTTFCB	56, 622
•••GTTFK	56, 622
•••GTTFTK	56, 622
•••-G-VI	65
•••-G-WB	65
•••-G-WNE	65
•••-HRP-BR	62
•••-HRP-SP	62
•••-HSCRP-SI	62
•••-LH-BR	62
•••PRSCSS	63
•••-TCA-AL	44
•••-TCA-BR	44
•••-TCA-MI	44
•••-TCA-SS	44
•••H-PADBR	62
•••H-PADSS	62
••-A-PM	19
••-E-PM	19
••-A-AL	18
••-A-BR	18
••-A-SS	19
••-B-AL	26
••-B-BR	26
••-B-SS	27
••-C-AL	22
••-C-BR	22
••-C-SS	23
••-D-AL	24
••-D-BR	24
••-DC-AL	28
••-DC-BR	28
••-DC-SS	29
••-DP-BR	20
••-DP-SS	21
••-D-SS	25
••-E-AL	18
••-E-BR	18
••-E-SS	19
••-F-AL	20
••-F-BR	20
••-F-SS	21
••-G-BU	65
••-G-TF	66
••-G-TF-VI	66
••-G-VI	65
••-HP-SP	62
••SFO	373
••SFXO	373
•AF•-B	132
•AM•-B	132
•AS•-B	132
•ES•-B	358
•HTDP	368
•HTF•	368
•-HR••••	152
•-HR••••-3	152
•WSDP-A	366
•WSF•	366
•WSF•-BOP	366
0•••	342

	Page #
0•••R	342
001-••••	326
0304C-•	387
0304C-••	387
0306-•	387
0306-1•	387
0318-•	387
0318-1•	387
0319-•	387
0319-1•	387
040••	174
05•••	174
0610-4	631
06138	174
08••	174
081••	174
0817BL	174
0817BL100	174
0817BR	174
0817CR	174
09••	343
09-••-00001	574
1•	354
1••	98, 342, 503
1•••	174, 342, 354
1••R	342
1•••R	342
1•WSDP-A	366
1•WSF1•	366
1•WSF1•-BOP	366
10••	343
100••	346
10-076-004	229, 232
100DHAN-AL	625
100-HP-SP	62
100TP	629
1010-6	631
1012CIPUSH	628
10210-64	631
1025P0•00	176
103-••••	322
105-••••	322
1091P••••	175
1091U••••	175
1091U••R00	175
1092T••••	175
1094P••••	175
1094U••••	175
1094U••R00	175
10-DMC-8	153
11••1•	600, 601
11••A	608, 609
11••D	609
11•D	609
11•DNS	609
11-009-0••	226
114D-AV	610
114D-AV-06ASM	610
114DAVR	610
1204-••-••	381
1208BR	174
1208CR	174
1212-05••-4	493
1217AR-4	120
1217AR-4AK	120
1217AR-4AKWF	121
1217AR-4FR	120
1217AR-4PHL	120
1217FRAME	120
122••	174
1231-••-••	381
1234-••-••	382
1238-••-••	382
1240-••-••	381
1250-94	610
1251-••H	378
1254-••H	378
1255-••H	378
126-••••	323
128P•LJ15	397
128P•SO15	397
12-DMC-12	153
12-DMC-8	153
12-DME-12	153
12-DME-8	153
12-DRATT-8	155
12P•	397
1310-8	631
134-••••	320
139-••••	320
13BN	410
13CB-•.•5	410
13H-G•••	430
13H-G•••RJT	428
13IB	410
13IB6	410
13ILB•••	435
13ILB100-150	435
13ILH•••	435
13ILH100-150	435
13MHHM•••	408
13MHHM•••SN	408
13MHHM100-150	408
13MHHM100-150SN	408
13MHHM-3P•••	409
13MHHM-3P100150	409
13MHHM-3P1200	409
13MHHM50-75	408
13MHHM50-75SN	408
13MHHM-DP•••	408
13MHHM-DP1000	408
13MHHM-DP100150	408
13MHHM-Q•••	408
13MHHM-Q100150	408
13MHHM-Q75	408
13MHHV•••	439
13MHLA•••	409
13MHLA100-150	409
13MHP•••	409
13MHP••••	409
13MHP100-150	409
13MHP75	409
13MHPV400	439
13MO•••	409
13MO••••	409
13MO100-150	409
13NHN-G100-600	456
13NHN-G75	456
13PS-••	455
13PS-•••	455
13PV-•••	441
13QLH•••	435
13QLH100-150	435
13RBN-G•••RJT	428
13R-G•••DIN	426
13R-G•••SMS	427
13RP	410
13RP6	410
13SLN	410
13TR-•0	410
13WGC•••	410
13WGC100-150	410
13WNH	410
13WNS	410
13WNX	410
13WNXM	410
1404-•-•	379
1404-•-••	379
1404-••-••	379
1405-•-•	379
1405-••-••	379
14-19-G•••	433
142-••••	323
143-••••	323
144-••••	323
144F-•	157
145-••••	322
149F-•-•	158
149F-••-••	158
14A-G•••	431
14A-R•••DIN	426
14A-R•••RJT	428
14A-R•••SMS	427
14MPHR-G•••	414
14MPHR-G100••	414
14MPHR-G150••	414
14MPHR-G150•••	414
14MPHR-G200150	414
14MPHRL•••	414
14MPHR-R••	414
14MPHR-R•••	414
14MPHR-R100••	414
14MPHR-R100375	414
14MPHR-R150••	414
14MPHR-R150•••	414
14MPHR-R200150	414
14MPHR-R50••	414
14MPHR-R50•••	414
14MPHR-R75••	414
14MPHR-R75•••	414
14MPHT-R•••	414
14MPHT-R75	414
14MPW-R••	412
14MPW-R•••	412
14PRF-G•••	431
14R-G•••	431
14RMP-G•••	412
14RMP-R•••	412
14VB-R•••	454
14WHRL-R•••	446
14WI-G•••	436
14WI-R•••	436
14WLI-G•••	436
14WLI-R•••	436
14WLMP-G•••	411
14WLMP-R•••	411
14WMP-G••	411
14WMP-G•••	411
14WMP-G••••	411

	Page #
14WMP-R••	411
14WMP-R•••	411
14WMP-R••••	411
14WMV-R•••	439
14WMX-R•••	439
14WQ-G•••	436
1501-•-•	380
1501-•-••	380
1501-••-••	380
1502-•-•	380
1502-1•-1•	380
1503-•-•	379
1503-••-••	379
150F-•-•	158
150GPCTF	606
150TP	629
1510DAAL	51
155F-•	158
156-••••	327
1565U	610
158-••••	327
159F-•-•	158
15A-G•••	432
15A-R•••DIN	426
15A-R•••RJT	428
15A-R•••SMS	427
15B15-100RBF	493
15B15-50RBF	493
15R-G•••	432
15TRF-G•••	432
15WI-G•••	436
15WI-R•••	436
15WLI-G•••	436
15WLI-R•••	436
16-•63	362
16-00•	363
16-00•A	363
161••	478
1610-10	631
163••	174
164C-••	160
165-••••	313
165C-••	160
166-••••	313
166FSV-•-•	158
169-0•0•	314
169C-••••	161
16A-G•••	432
16AI-14I•••	437
16AI-15I•••	437
16AMP-G•••	413
16AMP-G••••	413
16AMP-G100-150	413
16AMP-G50-75	413
16AMP-R•••	413
16AMP-R••••	413
16AMP-R•••DIN	426
16AMP-R•••SMS	427
16AMP-R100-150	413
16AMP-R50-75	413
16AMV-G•••	440
16AMV-R•••	440
16AQ-G•••	437
16P•	397
17-•63	362
17-00•	363
17-00•A	363
17-016-107	235
170C-0•0•	161
171C-0•0•	162
172C-0•0•	162
174-0•0•	311
174-F	334
176-0•0•	311
1765A	329
176C-0402	162
177-••••	321
177C-0402	162
179-••••	321
179C-0•0•	162
18-•••	364
18-001-9••	239
18-011-02•	240
18-025-003	239, 242
185-4•••	325
185-5•••	325
185-6•••	325
185-81••	325
18500116	343
187-04••	325
187-06••	325
188-••	370
189DH	503
18A57	249
18B57	249
19-•••	364
1910-12	631
1-HR1004	152
1-HR1004-3	152
1-HR1004A	152
1WAYBV•••	538, 613
1WAYBV•••SW	538, 613
1WAYBV•••VIC	538, 613
2	354
2•	354
2••	98, 342, 502
2•••	342
2••R	342
2•••R	342
200••	346
2000L	615
200GPCBU	606
200GPCTF	606
200-PC-MI	606
200-PC-SS	606
200-PV-9	615
200TP	629
200YDAAAL	55
207BH•	310
207BH12	310
207BH4S	310
2117-01	240
2143SEALBU	605
21MP-G•••	415
21MP-G100•••	415
21MP-G10075	415
21MP-G150••	415
21MP-G150•••	415
21MP-G200••	415
21MP-G200•••	415
21MP-G250•••	415
21MP-G25050	415
21MP-G300•••	415
21MP-R••	415
21MP-R•••	415
21MP-R100••	415
21MP-R100•••	415
21MP-R150••	415
21MP-R150•••	415
21MP-R200••	415
21MP-R200•••	415
21MP-R250•••	415
21MP-R25050	415
21MP-R300•••	415
21MP-R400300	415
21MP-R50••	415
21MP-R50375	415
21MP-R75••	415
21MP-R75•••	415
2210-14	631
228-••••	313
22MP-G•••	416
22MP-G100••	416
22MP-G100125	416
22MP-G150••	416
22MP-G150•••	416
22MP-G200•••	416
22MP-G20050	416
22MP-G250•••	416
22MP-G300•••	416
22MP-R••	416
22MP-R•••	416
22MP-R100••	416
22MP-R100125	416
22MP-R150••	416
22MP-R150•••	416
22MP-R200•••	416
22MP-R20050	416
22MP-R250•••	416
22MP-R300•••	416
22MP-R50••	416
22MP-R50-125	416
22MP-R50375	416
22MP-R75••	416
2325-1•	240
234-80-•	609
2404-•-•	385
2404-••-•	385
2404-••-••	385
2405-•-•	385
2405-••-•	385
2405-••-••	385
24PFX•.•••	405
2500HB0000	403
2500L	615
2500SFV	615
2501-•-•	386
2501-••-•	386
2501-••-••	386
2503-•-•	385
2503-••-•	385
2503-••-••	385
2510-16	631
25H-•••	430
25H-••••••	430
2601-•-•-•	387
2601-••-••-•	387
2603-•	387
2603-1•	387

	Page #
264C-03	160
268B••••	320
269C-0202	161
2700LN-•	388
2700LN-••	388
2701LN-•	388
2701LN-••	388
270AT	318
271-••••	315
273-••••	318
2796-52	236, 240
280-••••	315
282-••••	316
284-••••	317
286-••••	317
287-••••	317
287-••••SS	317
288-••••	317
288-••••SS	317
289-••••	317
289-••••SAE	317
290-••••	316
290-1014	316
292-••••	316
294-••••	318
2962-89	238
2-HR1004-3	152
2-HR1005	152
2WAYBV•••	539, 614
2WAYBV•••SW	539, 614
2WAYBV•••VIC3	539, 614
3	354
3••	98, 342
3•••	342
3••R	342
3•••R	342
30-•00	363
30-•00DP	363
30-•00F	363
300••	346
300-8-8	373
300-••-••	373
3000-10	236
30025•••	250
300300FCE	598
300300MAE	598
30040•••	250
3004030MAE	598
30060•••	250
3009••••	169
30090•••	250
300-AL-MI	54
300ASSSAP	606
300BR••••	578
300EL90••	579
300EL90•••	579
300-FCE	598
300FT••	582
300FT•••	582
300-G-BU	65, 598
300GPCBU	606
300GPCTF	606
300H-PADBR	62
300H-PADSS	62
300-MAE	598
300MICAP••	583
300MICAP•••	583
300MIU••	578
300MIU•••	578
300-P	598
300-PC-AL	606
300PCALAP	606
300-PC-MI	606
300-PC-SS	606
300PCSSAP	606
300RHC••	579
300RHC•••	579
300-SFC-AL	606
300-SFC-MI	606
300-SFC-SS	606
300SSSG	295
300-TCA-MI	44
300-TFA	604
300-TFG	598
300TP	629
3010-RC-SS	606
3014••••	169
302•	282
3020DAT••SS	51
3020-RD-AL	606
3020-RD-MI	606
3020-RD-SS	606
3020RDSSAP	606
3021•	282
303•	282
30-300F	363
3030RDSSAP	606
3031•	282
3040ALTAL	56
3040DLTAL	56
306-••••	314
31••	137
31-•00	363
31-•00DC	363
3101••••	177
3102••••	170, 177
3102••••DOT	180
31025064	250
3103••••	168
3103••••DOT	180
3104••••	171, 177
3104••••DOT	180
31040104	250
3106••••	170, 171, 177
3106••••DOT	180
3108••••	168, 176
3108••••DOT	179
3109••••	169. 171, 176
3109••••DOT	179
3113••••	170
3114••••	176
3114••••DOT	179
3115••••DOT	179
3116••••	170, 177
3116••••DOT	181
31160600	177
3126••••	170, 177
3129••••	170
3140••••	170, 171, 177
3140••••DOT	180
31400600	177
31440-225AL	605
3148••••	170
3148••••DOT	180
3161-1•	236
3163-05	238
3166••••DOT	181
31685604DOT	181
3175••••	169, 170, 176
318•5600DOT	181
3199••••	177
3201••••	167
3202••••	168
3203••••	167
3204••••	168
3206••••	168
3209••••	167
3210-20	631
3215••••	167
322-0•0•	314, 582
322-1212	314
324-••••	314
326-••••	314
3275••••	167
329•0420	167
32P•LJ15	397
32P•SO15	397
32PFX•.•••	405
3315••••	171
340-••-••	373
3407-0•	238
35••AA	54
35••CA	54
35••CC	54
350•	117
351•	117
351•WF	117
35-20•-10	306, 534
354•	117
355•	117
3646-5•	236, 240
3652-11	236
3776-5•	236, 240
3783-52	237, 240
38025600	166
3804••00	166
3805••••	166
3806••••	166
3810-24	631
3816••••	166
3889••••	166
390-••-••	373
390-8-12	373
391137	608
3-HR1004-3	152
3-HR1005	152
3SSBV••	547
3SSBV•••	547
4	354
4••	98, 342, 354
4••R	342
4•24-50	237, 239, 241
4•48-89	238, 242
4•55-51	238, 242
400•	347
4000-51R	236
40022ALTAL	56
40022DLTAL	56

	Page #
400-AS-AL	50
400-CVR-AL	57, 624
400-DDVR-AL	57, 624
400-DVR-AL	57, 624
400GPCTF	606
400GTHKBF	65
400-PC-SS	606
400-SFI-AL	603
400-TLT-AL	55
400TP	629
401-01	251
401-01S	251
4030-CVR-AL	57, 624
4030-DAVR-AL	57, 624
4030-D-BR	49
4030-DVR-AL	57, 624
4030-MAE	598
4030-RD-AL	606
4030-RD-SS	606
4032•TF	56, 622
4055-3	632
4055-5•	240
40A-45TCAL	44
40BS-H•••	434
40BS-O•••	434
40BS-S•••	434
40IE•••	438
40IH•••	438
40IT•••	438
40IV•••	438
40MP-E•••	421
40MP-EZ•••	423
40MPF-E•••	424
40MPF-E••••	424
40MPF-SFY•••	424
40MPF-SFY••••	424
40MPF-U•••	424
40MPF-U••••	424
40MPF-UW•••	424
40MPF-XW•••	425
40MPF-XW••••	425
40MP-G•••	422
40MP-G••••	422
40MP-GR•••	425
40MP-GRE•••	425
40MP-SFY•••	422
40MP-SFYZ•••	423
40MPS-U•••	425
40MP-U•••	421
40MP-U•••DIN	429
40MP-U•••RJT	429
40MP-U•••SMS	429
40MP-UW•••	421
40MP-UZ•••	423
40MPV-G•••	442
40MPV-U•••	442
40MP-XC•••	422
40MP-XW•••	422
40PFX•.•••	405
40QH•••	438
40QT•••	438
41440-225AL	605
41450-DCAL	605
4-1460-AL	603
41FL-•	156
41FS-•	156
4203-51RF	240
4213-89	237, 239, 241
4214-5•	237, 239, 241
4215-0•	237, 239, 241
4216-50	237, 239, 241
4228-01	237, 239, 241
4232-0•	238
4255-51	238, 242
4266-5•RF	236
4272-99	240
42777••-000•	255
42F-•	157
42MP-E••	421
42MP-G••	422
42MP-GRE50	425
42MP-SFY••	422
42MP-U••	421
42MP-UW••	421
42MP-XC••	422
42MP-XW••	422
43••-50	237, 239, 241
4303-77R	240
4313-50	237, 239, 241
4314-5•	237, 239, 241
4315-0•	237, 239, 241
4324-51	241
4325-5•R	236, 242
4325-50R	240
4326-01	236, 240, 242
4332-0•	238
4338-0•	236
4341-01	236
4344-0•	236
4380-•00	238
4380-0•0	236
4380-050	240
4380-051	236
4381-•00	238
4382-•00	240
4384-•70	237, 239, 241
4385-700	236
43HTFXTFAL••000	625
44••	600
4425-5•RF	236
4425-50RL	240
4432-0•	238
4438-0•	236
45•0	605
45•0SG	605
4500-5	605
450-4S	146
4510-28	631
4525••	118
452963	115
4540SG-RK•	605
45CIPUSH	628
45HTFXTFAL••000	625
462-•	331
462-••	331
464-•	331
464-•••	331
465-•	332
465-••	332
466-•B	332
468-•A	332
468-•B	332
468-•C	332
468-•D	332
469-•A	332
469-•B	332
469-•C	332
469-8D	332
469S-•B	332
469S-•C	332
469S-4A	332
469S-8D	332
46F-•-•	157
46F-10-6	157
489-•	331
4895••••	173
48F-•-•	157
48F-••-••	157
48P•LJ15	397
48P•SO15	397
48PFX•.•••	405
4-DBHU-4	154
4-DCAP	155
4-DELU-4	155
4-DFC-•	153
4-DFE-2	155
4-DFPLUG	155
4-DMC-•	153
4-DME-•	153
4-DRATT-2	155
4-DTMT-4	155
4-DTTM-4	155
4-DTTT-4	154
4-DU	154
4EAF•	370
4-HR1005	152
4HTOF•	368
4P•	397
4PSG	603
4RKOBU	625
4RKOVIVI	625
4SFI-G-VI	603
4SFIPSG	603
5	354
5••	342, 354
5••R	342
5•00	623
5•00B	623
5•00G	623
5000-•	382
5000-••	382
5000-•-•	382
5000-••-••	382
5000-2•	605
5000-25RK1	605
500AN4	304
500-AN7	304
500-GH4V	306
500GTCABF	44
500GTCABU	44
500GTCATF	44
500GTCATV	44
500GTCAVI	44
50025104	250
50040064	250
504-12••	310
507-12••	310
509-1612	310
5095-17	240

	Page #		Page #		Page #		Page #
5110-32	631	56-•••	367	61C-••	159	6340••••WP2	286
5111A	329	5600-•	384	61CL-••	159	6351••••WP2	287
519•0	352	5600-••	384	61NAB•	182	63545	36
5191-8•	238, 242	5601-•	384	61NAB1•	182	6366••••WP2	288
5200-SFI	603	5601-••	384	62•	163	6382••••WP2	288
5200-SFI-3	603	5602-•	383	6200-1	600	6388••••WP2	288
5200-SFI-3-RK1	603	5602-••	383	6200-15ASSM	600, 601	639C-04	162
5200-SFI-3V-RK1	603	5604-•	384	6200-7	600, 601	63NAB•	182
5200-SFI-RK1	603	5604-••	384	6200-7X	600	63NAB1•	182
5200-SFIV-RK1	603	5605-•	384	6200A	599	63PT-••••	160
5201-SFI	603	5605-••	384	6200ARK	600	64•	164
5201-SFI-RK1	603	5605-50	240	6200BK	600, 601	640-••-••	374
52025064	250	57-•••	367	6200D	599	6401-•-•	374
5203-06	239, 242	5771-02	240	6200SGK	600	6401-••-••	374
52040•••	250	5797-50	237	6200SHK	600, 601	6403-•	374
5204LNG	623	5882-1•	236	6200T	599	6403-••	374
5205-RK4	605	59-00•	562	6200X	599	6405-•-•	377
5226-97	238	5925-0•	236	6200XA	599	6405-••-••	377
529-03	238	5939-06	237	6200XD	599	6408HHP-•	374
5298-14	238	5945-•0	238	6200XDT	599	6408HHP-••	374
5300	623	5988-02	238	6200XT	599	641•	164
5300B	623			621•	163	6410-•-•	377
5300G	623	6	354	62-10•	567	6410-•-••	377
5301-55	240	6••	354	6212-5•	237, 240	6410-40	631
5311-0•	236	6•00	599, 602	6219•	586, 587	64NAB•	183
5379-RK	236	600-••-••	373	622••	586, 587, 588	64NAB10	183
5390-77	236	6000-••	599	6230	600	64P•LJ15	397
5400	623	6000-9	600, 601	6230X	600	64P•SO15	397
5400B	623	6000ASAL	602	62797	36	64PFX•.•••	405
5400G	623	6000EHK	600, 601	628••	588	65•	164
5404-•	382	6000NPHK	601	629••	588	6500-•	388
5404-••	382	6000-SSA	602	62C-••	160	6500-••	388
5404-•-•	382	600-HRP-SI	62	62C-••••	160	6500-•-•	388
5404-••-•	382	60124	588	62CBH-0•	160	6500-••-••	388
5404-••-••	382	6033•	586, 588	62NAB•	183	6500A	599
5406-•-•	383	604••	588	62NAB1•	183	6502-•	386
5406-••-•	383	605••	586, 588	62NABH•	183	6502-••	386
5406-••-••	383	60C-••	159	62NBH•	183	6503••••WP2	287
5406C-•	383	60NAB•	182	62NBH10	183	650-4S	146
5406C-••	383	60NAB1•	182	62NFBH•	183	6505••••WP2	285
5450LP	151	60PT-••	159	62NFBH10	183	6506-•-•	380
5500-•	384	61•••	562, 563	630••	588	6506-1•-1•	380
5500-••	384	61RBSG-••	185	6302••••WP2	286	6508••••WP2	287
5502-•	383	61-10•	567	6304••••WP2	286	6509••••WP2	287
5502-••	383	61-20•	567	6306••••WP2	286	651•	164
5504-•	384	6157•	36	6315••••WP2	285	6521••••WP2	287
5504-••	384	6158•	36	6316••••WP2	286	6579••••WP2	285
5570-04	239	6159•	36	6322••••WP2	288	65NAB•	184
5578-0•	238	61769	586	6325••133WP2	285	65NAB10	184
56RBSG-••	185	619-50	236	6326••••WP2	287	66•x•	164

	Page #
66••x••	164
6600-•	386
6600-1•	386
6602-•	388
6602-••	388
66C-••••	161
66NAB••	182
66NAB10•	182
66NBH86	183
67RBSG-••	185
68•x•	164
68•x••	164
68••x••	164
68RB-••••B	185
68RBSG-••••	185
6803-•	377
6803-1•	377
682C-0•0•	162
688-••	370
68C-••••	161
68CIPUSH	628
68NAB••VS	182
68NAB10•VS	182
68NAB12•VS	182
68NAB1212VS	182
69•x•	163
69••x•	163
69••x••	163
690-••-••	373
6901-•-•	380
6901-•-••	380
6901-••-••	380
69NAB••VS	184
69NAB10•VS	184
69NAB1212VS	184
69NAB128VS	184
69S•x•	163
69S••x•	163
69S••x••	163
6-DBHU-6	154
6-DCAP	155
6-DELU-6	155
6-DFC-•	153
6-DFE-4	155
6-DFPLUG	155
6-DMC-•	153
6-DME-•	153
6-DRATT-4	155
6-DRATT-8	155
6-DTMT-4	155
6-DTTT-6	154
6-DU	154
6-DU-4	154
6P•	397
7	354
7••	99, 354
70•x•	164
70••x•	164
700013-•••	118
7065••••	172
70NAB••	184
70NAB108	184
71•x•	165
71••x•	165
71••x••	165
71NAB••VS	183
71NAB108VS	183
71S•x•	165
71S••x•	165
71S••x••	165
720-01	240
72•x•	165
72••x•	165
72••x••	165
72NAB••VS	183
72NAB108VS	183
72S•x•	165
72S••x•	165
72S••x••	165
7550-A-AL	18
7550-A-BR	18
7550-A-SS	19
7550-E-AL	18
7550-E-SS	19
7550-F-AL	20
7550-F-BR	20
7550-F-SS	21
75-A-PM	19
75AWBPSTSS	59
75AWSPSS	59
75-AGH-NY	307
75-BGH-NY	307
75-DP-AL	20
75DWBPSTSS	60
75DWSPSS	60
75-E-PM	19
75-F-PM	21
75-G-EPR	65
75-G-NE	65
75-G-TES	66
75-G-TEV	66
75GTFACC	66
75TH2R0•5SS	251
7•••LP	151
7600HP	151
7610-48	631
7660••••	172
7665••••	172
77-•••	365
77-••••	365
7770••••	172
7775••••	173
78-•••	365
78-••••	365
7800MP	151
79-•••	365
79-••••	365
7910••••	172
7982••••	172
79940420	173
7995••••	173
7996••••	173
79NAB••VS	184
79NAB•••VS	184
8	354
8••	99, 163, 330, 354
80••	306
800-HNP-BR	62
801-E-AL	18
80B••-100HCF	489
80B••-50HCF	489
8••••LP	151
821•	163
8330605	308
833••	308
833••H	308
850•••	404
851661	118
855231	115
855A	330
856-•	330
856-10	330
861-••	330
875-•	609
8-DBHU-8	154
8-DCAP	155
8-DELU-8	155
8-DFC-8	153
8-DFE-8	155
8-DFPLUG	155
8-DMC-•	153
8-DME-8	153
8-DRATT-12	155
8-DTTT-8	154
8-DU	154
8P•	397
8SFO	373
8SFXO	373
9	354
9••	98, 354, 609
9000-48S	143
9000-MJ	143
900B	609
900B34	609
900S	609
900S34	609
900W34B	609
900W34S	609
9076M	118, 135
90DCS4025F	497
90DCS6025F	498
90FRC6025	498
90FRC6025F	498
90IRC4025	498
90IRC4025F	498
90PPA•••	34
90PPC•••	35
90PPD•••	35
90PPF•••	34
90SCS4025F	497
9405U061•	127
9415U061•	127
96P•LJ15	397
96P•SO15	397
9901	343
A•	107
A•F•-B	132
A•M•-B	132
A•VC•-MG	289
A1•	107
A1S1-B	132
A3••100PBF	482
A3••100RAF	482
A3••100RAS	482
A3••100RBF	482
A3••-100UC	482

	Page #		Page #		Page #		Page #
A3••-50PBF	482	AD90400EZ	47	AL-TPR30-•0	300	ASM••F•0T	510
A3••-50RAF	482	ADA••••EZ	52	AM•	105, 120	ASM•50F	510
A3••-50RAS	482	ADA•0•0	52	AM••	103, 105	ASP-•BV	134
A3••-50RBF	482	ADD•••	53	AM•SWIV	109	AST•	260
A3••-50UC	482	ADD•0•0	53	AM•WF	109	AST••	260
A3••-75RAS	482	ADFR•5•5	511	AM11WF	109	ASTB••	261
A5••100PBF	483	ADFR•5•5F	511	AM11WF-1	109	ASTB100	261
A5••100RAF	483	ADFR•5F•5S	511	AM7T	109	ATCF40	45
A5••100RAS	483	ADFR1010S	511	AMB	105	ATCS•0	45
A5••100RBF	483	ADH45F••F	533	AMB1	105	ATCT•0	45
A5••-100UC	483	ADH45M••F	533	AMC	105	ATN100x7	625
A5••-25RAF	483	ADH90F••F	533	AMC1	105	ATS••12H	150
A5••-25RAS	483	ADH90M••F	533	AMF••	137	ATS7838F	150
A5••-50PBF	483	ADHC•••F	533	AMH	105	ATS7838M	150
A5••-50RAF	483	ADHP•••F	533	AN1••	609	AV•50	496
A5••-50RAS	483	ADMR••••F	518	ANH1••	104	AV•51	496
A5••-50RBF	483	ADMR•5F•5F	518	ANH75	104	AV•50-I	496
A5••-50UC	483	ADMR10S10S	518	ANSI•0	595	AV•50-W	496
A515OR50RAS	483	ADPW	534	ANSI25	595	AV•51-WR	496
A515R50RAF	483	ADS400	50	ANT•••	524	AVF•50	496
A515U100CBF	483	AFC•••	500	ANT•••F	524, 531	AVF•51	496
A515U50CBF	483	AFC•••F	500	APN•000	571	AVF•50-I	496
A515U75CBF	483	AFN150	532	APRD•50F	496	AVN••00-200	596
A515Y50RAF	483	AFN150NST	532	AQ62DOT•	178	AWR14	103
A52•2L-A	402	AFP•••F	500	AQ64DOT•	178	AWR4	108
A71•	596	AG••	574	AQ68DOT•x•	178	AWS6	108
A7125	596	AH•••	28	AQ69DOT•x•	178	AWSG	293
AAPN75GHT	304	AH•••EZ	28	AQ69DOTS•x•	178	AWSG-TG	293
AB•	105	AHA••••	514	AQ71DOTS•x•	178	AWSG-W	293
AB••	103, 105	AHA••••F	514	AQ72DOTS•x•	178		
AB•••	26	AHA••••S	514	AR••••-1	301	B•	93, 94, 98
AB•••EZ	26	AHA••••T	514	AR3000-A2	298	B••	93, 94, 98, 99
ABB	105	AHA••S••F	514	AR3500	300	B••SC	97
ABB1	105	AHA•5•5ADP	43, 515	AR503830SSP	300	B07-•02AG	220
ABC	105	AHA10S••	514	AR-BROOM16	301	B07-•02MG	220
ABC1	105	AHDBF75	534	ARPW10S10S	499	B07-202AGC	219
ABC••	308	AHGV250F	504	ARPW15F10S	499	B07-202MGC	219
ABC•••	501	AHGV250F-H	504	AR-REEL100	300	B08-0•AG	188
ABC250	501	AHGV250F-I	504	ARTEL18A	298	B08-0•AGMB	188
ABH	105	AHW	503	ARTEL-BELT	298	B08-0•MG	188
ABH081••	489	AHWPT	503	AS156	600, 601	B08-0•MGMB	188
ABH101••F	489	AK3526-300FL	525	ASB1••	104	B11-0•WJC	244
AC•	64, 108	AK4450NST	525	ASB75	104	B11-0•WJCR	244
AC•••	22	AKSP1	108	ASBDV••	508	B16-•••S	92
AC•••EZ	22	AKSP25	108	ASC1••	104	B16-•63	362
ACB304	279, 282	AL•••	297, 298, 300, 301	ASCM•8	134, 559	B16-1200S	92
ACL•	63, 108	AL32•XX	297	ASF••F••T	509	B16W-G•••	450
ACPSO150F	524	AL455F	298	ASF•50F	509	B17-•••S	92
AD•••	24	AL9	296	ASFI••T••B	72	B17-•63	362
AD•••EZ	24	AL-TPR25-•0	300	ASFI••T••T	72	B17-1200S	92

	Page #
B18-0•AG	199
B18-0•AGMB	199
B18-0•MG	199
B18-0•MGMB	199
B19MPX-R•••	440
B19WB-G•••	450
B19WV-R•••	440
B19WX-R•••	440
B22WB-G•••	450
B23BMP-G•••	413
B23BMP-R•••	413
B23BMP-R••14	413
B24PS-G••	455
B24PS-G•••	455
B24PV-G•••	441
B24RG-G••	455
B24RG-G•••	455
B24RPH-G••	456
B24RPH-G•••	456
B24RV-G•••	441
B25-G••••••	456
B25-G••••••••	456
B27SC	97, 120
B28-0•AG	200
B28-0•AGMB	200
B28-0•MG	200
B28-0•MGMB	200
B28AMP-R•••	420
B28BMP-R•••	420
B28WA-R•••P	448
B28WA-R•••U	453
B28W-R•••P	448
B28W-R•••U	453
B2CM-G•••	443
B2CMP-G•••	417
B2CMP-R••	417
B2CMP-R•••	417
B2CM-R•••	443
B2E-G•••	433
B2F-G•••	433
B2FMP-14-G•••	417
B2FP-G•••	443
B2KM-G•••	444
B2KMP-G•••	417
B2KMP-R••	417
B2KMP-R•••	417
B2KM-R•••	444
B2KS-G•••P	444
B2KS-G•••U	449
B2KS-R•••P	444
B2KS-R•••U	449
B2KS-R75P	444
B2KS-R75U	449
B2S-G•••P	443
B2S-G•••U	449
B2S-R•••P	443
B2S-R•••U	449
B2S-R75P	443
B2S-R75U	449
B2WCL-G•••P	443
B2WCL-G•••U	449
B2WCL-R••P	443
B2WCL-R••U	449
B2WCL-R•••P	443
B2WCL-R•••U	449
B2WK-G•••P	444
B2WK-G•••U	449
B2WK-R•••P	444
B2WK-R•••U	449
B2WK-R75U	449
B2WUL-R•••P	448
B2WUL-R•••U	453
B2WUMP-R•••	420
B3114MP-G••••••	419
B3114MP-R•••••	419
B3114MP-R••••••	419
B3115F-G••••••	433
B31TP-G••••••	433
B31W-G••••••P	446
B31W-G••••••U	452
B31WMP-G••••••	412
B31W-R••••••P	446
B31W-R••••••U	452
B31W-R•••75P	446
B31W-R•••75U	452
B3214MP-G••••••	419
B3214MP-R••••••	419
B32W-G••••••P	447
B32W-G••••••U	452
B32W-R••••••P	447
B32W-R••••••U	452
B3401-•-•	389
B3401-1•-1•	389
B3455-•-•	389
B3455-1•-1•	389
B3800-•-•	390
B3800-1•-1•	390
B3801-•-•	390
B3801-1•-1•	390
B38SL-G•••	454
B38SL-R•••	454
B45AB-R•••	470
B45AB-R100150	470
B45AB-RK	470
B45BC-R•••	470
B45BC-R100150	470
B45BY-R•••	469
B45BY-RK•••	469
B45BY-SK•••	469
B45BY-SKV•••	469
B45BY-TB•••	469
B45CC-R•••	470
B45CC-R100150	470
B45MP-R••	468
B45MP-R•••	468
B45MP-RK•••	468
B5101E•••CC-A	463
B5101E•••CC-B	463
B5101E•••CC-C	464
B5101E•••CC-D	464
B5101-RKE•••	465
B5101-RKS•••	465
B5101-RKV•••	465
B5101S•••CC-A	463
B5101S•••CC-B	463
B5101S•••CC-C	464
B5101S•••CC-D	464
B5101V•••CC-A	463
B5101V•••CC-B	463
B5101V•••CC-C	464
B5101V•••CC-D	464
B5102E•••-A	465
B5102-RKE•••	466
B5102-RKS•••	466
B5102-RKV•••	466
B5102S•••-A	465
B5102V•••-A	465
B5104E•••BB-D	467
B5104S•••BB-D	467
B5104V•••BB-D	467
B5104S•••CC-D	466
B5104E•••CC-D	466
B5104V•••CC-D	466
B5104RKE•••	467
B5104RKS•••	467
B5104RKV•••	467
B5121E•••LL-BBC	561
B5121E•••LL-BCC	561
B5121E•••WW-BBC	560
B5121E•••WW-BCC	560
B5121E••00LLBBC	560
B5121E••00LLBCC	560
B5121E••00WWBBC	561
B5121E••00WWBCC	561
B6-1	94
B72G-•AG	227
B72G-•AG-MB	227
B72G-•MG	227
B72G-•MG-MB	227
B73G-•AG	227
B73G-•AG-MB	227
B73G-•MG	227
B73G-•MG-MB	227
B74G-•AG	227
B74G-•AG-MB	227
B74G-•MG	227
B74G-•MG-MB	227
B7MP-G•••	418
B7MP-R••	418
B7MP-R•••	418
B7MPS-R•••	418
B7RMP-G•••100	418
B7RMP-G•••150	418
B7RMP-G•••200	418
B7RMP-R•••150	418
B7RMP-R•••200	418
B7RMP-R•••50	418
B7RMP-R•••75	418
B7WWW-G•••P	445
B7RWWW-G••••••P	445
B7WWW-G•••U	451
B7RWWW-G••••••U	451
B7WWW-R•••P	445
B7RWWW-R••••••P	445
B7WWW-R•••U	451
B7RWWW-R••••••U	451
B7W-G•••P	445
B7W-G•••U	451
B7W-R•••P	445
B7W-R•••U	451
B7W-R75P	445
B7W-R75U	451
B9MP-G•••	419
B9MP-R•••	419
B9WWWW-G•••P	447
B9WWWW-R•••P	447
BA•F•F	311, 584
BA1616	311
BA31-•00	607
BA32-•00	607

	Page #		Page #		Page #		Page #
BA61-300	607	BCN100	235, 585	BIA250S	528	BN••F	522
BA62-300	607	BCV•00	139	BIA250T	528	BN21RU••	324
BA7•	310	BD	98	BIB250B	528	BN21RU••SS	324
BA7••	310	BD•••	24	BIB250F	528	BN22RU••	324
BA9••	310	BD•••EZ	24	BIB250S	528	BN22RU••SS	324
BAS97•	310	BDS••	390	BIB250T	528	BN23RU••	324
BB•	98	BEC••	596	BIC150	528	BN252RU••	324
BB••	96, 98, 99	BF••	319	BID250B	528	BN252RU62SS	324
BB•••	26	BF•••	319, 328	BID250F	528	BN253RU••	324
BB•••EZ	26	BFC•••	140	BID250S	528	BN32RU••	324
BB1•	96	BFC1200	140	BID250T	528	BN32RU••SS	324
BB27	96	BFL•••	328	BIDC250	528	BN33RU••	324
BB3-0•AG	187	BFM•••	328	BIDP250	528	BN33RU••SS	324
BB3-0•AGMB	187	BFM7••B	328	BIE150	528	BN34RU••	324
BB3-0•MG	187	BFMW1•••	328	BIF250B	528	BN42RU••	324
BB3-0•MGMB	187	BFN•••	521	BIF250F	528	BN43RU••	324
BBFVW•••	565	BFN•••NST	521	BIF250S	528	BN43RU••SS	324
BBFVW•••E	565	BFN75	521	BIF250T	528	BN44RU••	324
BBLV••	540	BFN75GHT	521	BIT-KIT	296	BN44RU••SS	324
BBLV•••	540	BFNE150NST	521	BK602A	248	BNH1••	104
BBLV75	120, 540	BFO•••	327	BK602Y	248	BNH75	104
BBU••	98	BFP200	506	BK606A	249	BNS•4	293
BBU9	98	BFS••	323	BK606Y	249	BNS•4SS	293
BBV••	540	BFS15•	323	BK91	630	BNT•••F	524
BBV•••	540	BFSCN250C	524	BL06•	608	BOC-T••-25	635
BBV•••DTW	543	BFSCN250L	524	BL06•NS	608	BOC-T••-50	635
BBV•••DW	116, 545	BFSCN250R	524	BL072	608	BPF••	315
BBV•••DWV	116, 545	BFVL•••	565	BL072NS	608	BPF•••	140, 315
BBV•••FP	540	BFVL•••E	565	BL920	608	BPFS••	315
BBV•••LV	544	BFVW•••	565	BLCA152CS	64	BPM•	318
BBV•••SR	542	BFW•••	328	BLS••	271	BPM25	318
BBV•••ST	542	BFW1•••	328	BLS•••	271	BPN••	315
BBV•••VT	544	BGB•	96	BLS•0NST	271	BPN25•	315
BBV••DTW	543	BGB••	96	BLS•3NST	271	BR••••	333, 578
BBV••LV	544	BGE••	143	BLS•50NST	271	BR••••B	578
BBV••SR	542	BGE6	143	BLT•••••	597	BR••••FS	578
BBV••ST	542	BGF••	96	BM•	276, 322	BR••••G	578
BBV••TW	543	BGH••	308	BM•-•	276, 322	BR••••SS	578
BBV••VT	544	BGHF••	308	BM•5	276, 322	BRN150NST	522
BBV100TW	543	BGHM••	308	BMA97•	310	BRN150NST-I	522
BBV75FP	540	BGV••	536	BMAS974	293	BruteXpand	478
BC•••	22	BGV•••	536	BMS6	95	BS•••	309
BC•••EZ	22	BH•••	28	BMS••	95	BS••N	270
BC600	22, 60	BH•••EZ	28	BMV••	544	BS•01	270
BC61-200	607	BH6	62	BMV100	544	BS•9	99
BC62-200	607	BHSC1••	62	BN•	305, 522	BS61-•00	607
BC7•	309	BHSC34	62	BN••	319, 522	BS62-•00	607
BCF7•	309	BHT••••	582	BN•••	140, 319	BSB-••-100	634
BCM7•	309	BIA250B	528	BN••••	140	BSB-••T-50	634
BCN••	120, 235, 311, 585	BIA250F	528	BN••BSPT	319	BSB-06T-100	634

	Page #
BSB1••	104
BSB-16-50	634
BSB-20Z-50	634
BSB75	104
BSC1••	104
BSCCQ•-R•••	460
BSCCS•-R•••	460
BSM••	311
BSO150-H	524
BSO150NST	524
BSS61-•00	607
BSS62-•00	607
BST•	260
BST••	260
BTB-T••-50	635
BTB-T••Z-50	635
BTN75	304
BU••	98, 99
BU9	98
BV••	541
BV•••	541
BV2BV-•••11-BBC	553
BV2BV-•••11-BCC	553
BV2BV-•••11-EA	552
BV2BV-•••11-EG	552
BV2BV-•••11-EK	552
BV2BV-•••11-ES	552
BV2BV-•••11-ET	552
BV2CV-•••CC-A	461
BV2GG-•••CC-A	462
BV2HG-•••11-BBC	549
BV2HG-•••11-BCC	549
BV2HG-•••11-EA	548
BV2HG-•••11-EG	548
BV2HG-•••11-EK	548
BV2HG-•••11-ES	548
BV2HG-•••11-ET	548
BV2IG-•••11-BBC	551
BV2IG-•••11-BCC	551
BV2IG-•••11-EA	550
BV2IG-•••11-EG	550
BV2IG-•••11-EK	550
BV2IG-•••11-ES	550
BV2IG-•••11-ET	550
BV3BVLR-•••1BBC	557
BV3BVLR-•••1BCC	557
BV3BVLR-•••1-EA	556
BV3BVLR-•••1-EG	556
BV3BVLR-•••1-EK	556
BV3BVLR-•••1-ES	556
BV3BVLR-•••1-ET	556
BV3BVTR-•••1BBC	557
BV3BVTR-•••1BCC	557
BV3BVTR-•••1-EA	556
BV3BVTR-•••1-EG	556
BV3BVTR-•••1-EK	556
BV3BVTR-•••1-ES	556
BV3BVTR-•••1-ET	556
BV3IGLF-•••1BBC	555
BV3IGLF-•••1BCC	555
BV3IGLF-•••1-EA	554
BV3IGLF-•••1-EG	554
BV3IGLF-•••1-EK	554
BV3IGLF-•••1-ES	554
BV3IGLF-•••1-ET	554
BV3IGTF-•••1BBC	555
BV3IGTF-•••1BCC	555
BV3IGTF-•••1-EA	554
BV3IGTF-•••1-EG	554
BV3IGTF-•••1-EK	554
BV3IGTF-•••1-ES	554
BV3IGTF-•••1-ET	554
BVFS••	277, 566
BW••1••F-PC	489
BWSG	293
BWSG-TI	294
BWSG-W	293
BZ4051	604
BZ4051S	604
\C03-0•A	189
C03-0•AMB	189
C03-0•M	189
C03-0•MMB	189
C08-0•A	189
C08-0•AMB	189
C08-0•M	189
C08-0•MMB	189
C1•	591
C1•5	591
C1•5BU	591
C1•BU	591
C11-0•A	247
C11-0•M	247
C119-••AMB	247
C119-••MMB	247
C119-04A	247
C119-04M	247
C16-0•A	203
C16-0•AMB	203
C16-0•M	203
C16-0•MMB	203
C18-0•A	204
C18-0•AMB	204
C18-0•M	204
C18-0•MMB	204
C2	352
C2•	591
C2•BU	591
C26-0•A	204
C26-0•AMB	204
C26-0•M	204
C26-0•MMB	204
C28-0•A	205
C28-0•AMB	205
C28-0•M	205
C28-0•MMB	205
C31-0•A	205
C31-0•AMB	205
C31-0•M	205
C31-0•MMB	205
C31-08FRAME	121, 206
C32112M	152
C33112L	152
CAB•••	269
CAB•50N	270
CAL•5	64
CARP••BZ	63
CAS••••NOS	39, 262, 396
CB	93, 94
CB6-0•AG	199
CB6-0•AGMB	199
CB6-0•MG	199
CB6-0•MGMB	199
CBB•••	269
CBC••	309
CBSR•••	407
CC	94
CC••••	147
CC••100B	147
CCF••••	107
CCH50	303
CD	98, 107
CF100-•CS	42, 267
CF100-•SS	42, 267
CF150-•CS	42, 267
CF150-•SS	42, 267
CF200-•CS	42, 267
CF200-•SS	42, 267
CF300-•CS	42, 267
CF300-•SS	42, 267
CF400-•CS	42, 267
CF400-•SS	42, 267
CF600-•CS	42, 267
CF600-•SS	42, 267
CFB•••NST	519
CFB•••S	519
CFB2015S	519
CFB75GHT	519
CFG•••NST	519
CFG•••S	519
CFR47-1-•00	492
CFR47-150-•00	492
CFR47-C•	492
CFR-HC	492
CFR-RK	492
CG•••	352
CGN•••NST	523
CGN•••-TIP	523
CGSN15•F	523
CH-B-••	64
CH-B-6	64
CH-C-12	64
CH-SS-••	64
CH-SS-6	64
CI9	628
CI9311SML	628
CI96	628
CI96AH	628
CILR•••	407
CL••••	333
CL2•••-50	333
CMF•8	134
CN	80
CN•••	235, 589
CN•••B	313
CN•••G	589
CN•••SS	274, 589
CN-P	80
CN-PLUG	80
CPV150F	508
CR	347
CR-C	80
CR-CAP	80
CR-S	80
CRWC	347
CS•••	352
CS100-•AL	41, 266
CS100-•CS	41, 266
CS100-•SS	41, 266

	Page #
CS150-•AL	41, 266
CS150-•CS	41, 266
CS150-•SS	41, 266
CS200-•AL	41, 266
CS200-•CS	41, 266
CS200-•SS	41, 266
CS300-•AL	41, 266
CS300-•CS	41, 266
CS300-•SS	41, 266
CS400-•AL	41, 266
CS400-•CS	41, 266
CS400-•SS	41, 266
CS600-•AL	41, 266
CS600-•CS	41, 266
CS600-•SS	41, 266
CSB•••	270
CSC-T••	635
CSES150F	495
CSES150T	495
CSES2015F	495
CSM•••	270
CSN75	304
CSSR•••	407
CT•••L	347
CTER•••	407
CV•••	566
CWH50	303
D0•	120, 139
D1••	148
D1•193	477
D1•193F	477
D150SDB	294
D150S-WAND	294
D16•••	477
D16•••F	477
D2•3	477
D2•3F	477
D201	142
D201RT	143
D20231	477
D204-30	141
D204-30P	141
D204-30SB	142
D240•	137
D26287F	477
D2C71-•••	615
D2C72-•••	615
D2C73-•••	615
D2C74-•••	615
D2C76-•••	615
D2C77-•••	615
D2C79-•••	615
D3••R	149
D34•U	150
D340•	137
D44•S	149
D44•SL	149
D605	142
D7•	535
D7•SC	535
D75AL	535
D8••100PBF	484
D8••100RAF	484
D8••100RAS	484
D8••100RBF	484
D8••-25RAF	484
D8••-50PBF	484
D8••-50RAF	484
D8••-50RAS	484
D8••-50RBF	484
D8••Y100RAF	484
D8••Y50RAF	484
DAA•••AL	73
DAA•••ALFL	73
DAB•	612
DAB••	612
DAC•••AL	72
DAC•••ALBSP	72
DADC250	73
DADP250	72
DATL•••	136
DATL•••W	136
DAWS••	612
DB••	94
DB3	94
DBA11-•••	75
DBA11-1520	75
DBA12-•••	75
DBA12-1520	75
DBA63-•••	75
DBA64-•••	75
DBA66-•••	75
DBA69-300	75
DBA71-•••	75
DBA72-•••	75
DBA73-•••	75
DBA74-•••	75
DBA76-•••	75
DBA77-•••	75
DBAF72-•••	75
DBAF72-1520	75
DBAF73-•••	75
DBAF73-1520	75
DBAF74-•••	75
DBAF74-1520	75
DBAF76-•••	75
DBAF76-1520	75
DBAV73-2030	75
DBC61-•••	74
DBC62-•••	74
DBC63-•••	74
DBC64-•••	74
DBC66-200	74
DBC69-300	74
DBC71-•••	74
DBC72-•••	74
DBC73-•••	74
DBC74-•••	74
DBC76-•••	74
DBC77-•••	74
DBC77-•••-GL	74
DBC79-300	74
DBCL-•••	74
DBGV••	37
DBGV•••	37
DGLBV••	37
DGLBV•••	37
DBS61-200	74
DBS62-200	74
DBS63-200	74
DBV-BN•00	593
DBV-VB•00	593
DBV-WB400	587
DC•	126, 130
DC••	126, 130, 131, 136, 144
DC•••	126, 130
DC••••	126, 128, 130, 131
DC••••L	126, 131
DC••••LSE	127
DC••••S	126
DC••••SE	127
DC•••L	130
DC••S	126
DC••SE	127
DC9S	126
DC9SE	127
DCB••	128
DCB••••	128
DCB9	128
DCB90•	128
DCL•0	627
DCM1	630
DCP•	129
DCP••	124, 125, 129, 131, 133, 144
DCP•••	129
DCP••••	124, 125, 129, 131
DCP••••B	124, 125
DCP••••L	125, 131
DCP••••S	125
DCP•••L	129
DCP••B	124, 125
DCP••S	124, 125
DCP••SWIV	123
DCP1SWIV	123
DCS••	128
DCS••••	128
DCS•025F	497
DCS9	128
DCSET-•-10	154
DD	98
DDA•••AL	71
DDA•••ALFL	71
DDA•••BR	71
DDA•••BRFL	71
DDA•••GM	71
DDA•••GMFL	71
DDA•••SS	71
DDA•••SSFL	71
DDA300AL105	71
DDA300AL105FL	71
DDA300AL105TTMA	71
DDA300AL119TTMA	71
DDA300GM105	71
DDA300GM105FL	71
DDA300SS105	71
DDA300SS105FL	71
DDA400AL164TTMA	71
DDC•••AL	70
DDC•••BR	70
DDC•••GM	70
DDC•••SS	70
DDC300AL105	70
DDC300GM105	70
DDC300SS105	70
DDDC•••	71, 607
DDDC300105	71, 607
DDDP•••	70
DDDP300105	70

	Page #
DDT1	630
DFC-•	154
DFG•	148
DFN100	611
DFN100HF	611
DFN100SF	611
DFP•5•5	511
DFP•5•5F	511
DFP•5F•5S	511
DFR•5•5	511
DFR•5•5F	511
DFVS••	284
DG••	253
DG•••	253
DG••••	253
DG•••••	253
DGA•••SS	76
DGA•••SSFL	76
DGA•••SS•••	76
DGC•••SS	76
DGDC•••	71, 76
DGDP•••	76
DGH7	307
DGH7C	307
DGH7CV	307
DGH7P	307
DGH7V	307
DGHW7	307
DHR•	152
DHS•BF	533
DHS100-•00	632
DHS106-•00	632
DHS122-•00	632
DHS138-•00	632
DHS142-•00	632
DHS159-1-•00	632
DHS175-•00	632
DHS181-•00	632
DHS219-•00	632
DHS238-•00	632
DHS263-•00	632
DHS288-•00	632
DHS366-•00	632
DHS90-•00	632
DHSSC6	533
DIN-SMS-60/90SP	427
DIN-SMS90/155SP	427
DKC1	135
DL••	354, 370
DL•••	354
DL92••	345
DL94••	345
DLB12	103
DM•	277
DM••	277
DM•••	277
DM••100RAF	481
DM••-100UC	481
DM••-50RAF	481
DM••-50UC	481
DM150SDB	294
DM•••••RAT	481
DM••-••RAT	481
DM815W50RAF	486
DM815W50RAS	486
DMA	277
DMB	277
DMH••••	517, 588
DMH••••F	517
DMH••F••F	517
DMH••T••T	517
DMH15F15S	517
DMH20DR20	535
DMP•5•5	518
DMP•5•5F	518
DMP•5F•5T	518
DMP25F25S	518
DMR•5•5	518
DMR•5•5F	518
DMR15F15T	518
DMXL2•	277
DN-•	154
DN7LOBF	611
DN7UOBF	611
DP2-01-00•	211
DPW	534
DRC-•	154
DRK15	630
DRP-85-059	208
DSB••	284
DSBV••	547
DSBV•••	547
DSCV••	537
DSCV••••	537
DSK5-O	630
DSK5-U	630
DSKB-O	630
DSKB-U	630
DST••	284
DSTW	633
DTW•••	478
DWG050	295
DWL100	633
DX283•	492
E•S•	359
E•S•-B	359
E72-•A	233
E72-•A-MB	233
E72-•M	233
E72-•M-MB	233
E73-•A	233
E73-•A-MB	233
E73-•M	233
E73-•M-MB	233
E74-•A	234
E74-•A-MB	234
E74-•M	234
E74-•M-MB	234
EA4F•	370
EC•••	596
EK602A	248
EK602B	248
EK602G	248
EK602VA	248
EK602VB	248
EK602VY	248
EK602Y	248
EL•F•F	314, 579
EL•H•M	321
EL•H•MSS	321
EL••H•M	321
EL2151•-90	278
EL315•-45	281
EL315•-90	281
EL3151•-45	281
EL3151•-90	281
EL45••	580
EL45•••	580
EL90••	579
EL90•••	579
EL90•••B	579
EL90•••FS	579
EL90•••G	579
EL90•••SS	579
EL90••FS	579
EL90••G	579
ENBG1	145
ENBL	80
ENBL-P	80, 84
ENBL-P•	84
ENBL-PLUG	80
ER••••	477
ER•••••	478
ERJ	80
ERJ-C	80
ERS	80
ERS-C	80, 84
ERS-C•	84
ERS-CAP	80
ETP	629
F•	348
F••	348
F03-0•A	186
F03-0•AMB	186
F03-0•M	186
F03-0•MMB	186
F07-•00A	220
F07-•00M	220
F07-200AC	219
F07-200MC	219
F08-0•A	186
F08-0•AMB	186
F08-0•M	186
F08-0•MMB	186
F1	351
F100	351
F128-•	395
F128-Y	395
F160-•	395
F16-0•A	190
F16-0•AMB	190
F16-0•M	190
F16-0•MMB	190
F16G-••••	407
F17-•00A	222
F17-•00M	222
F175	351
F17-A00A	222
F17-A00M	222
F17-B00A	222
F17-B00M	222
F18-0•A	190
F18-0•AMB	190
F18-0•M	190
F18-0•MMB	190
F18-C00A	222
F18-C00M	222
F20-•	395

	Page #		Page #		Page #		Page #
F225	351	F74G-•M-MB	222	FHHR-C	494	FMI319•••	281
F229	351	F74H-•A-MB	223	FHHR-C•	494	FMR•••	571
F24-•	395	F74V-•A-MB	223	FHPR150	492	FMR••••	571
F24G-••••	407	F80-•	395	FHPR2515	492	FMR318••	281
F26-0•A	190	F96-•	395	FHR-C	491	FMR318•••	281
F26-0•AMB	190	F96-Z	395	FHR-C1	491	FMS•••	571
F26-0•M	190	F-AHA••••F	514	FHR-V•	491	FMS••••	571
F26-0•MMB	190	F-AHA••••T	514	FJB-••-••	634	FN•••NST	520
F28-0•A	191	FA•0	595	FJB-20Z-20	634	FN•••S	520
F28-0•AMB	191	FAB•••	269	FJC-••-••	634	FN600	78
F28-0•M	191	FAB•50N	270	FJC-20Z-20	634	FN600B	78
F28-0•MMB	191	FAK25P	633	FJC45-••-••	636	FN600BL	78
F30-0•A	191	FBB•••	269	FJC90-••-••	636	FN600B-PLUG	78
F30-0•AMB	191	FBSO•••F	531	FJC-T••	635	FN600S	78
F30-0•M	191	FBSO•••F-PG	531	FJR-T••	635	FNB•••NST	520
F30-0•MMB	191	FBSO•••S	531	FJS-••-••	634	FNB•••S	520
F311	348	FBSO•••S-PG	531	FJS-20Z-20	634	FNB75GHT	305, 520
F32-•	395	FBV••	541	FL128-•	395	FNB75GHT-GD	305
F32G-••••	407	FBV•••	541	FL128-Y	395	FNB75S	520
F35-0BAMB	191	FBV•••SE	539	FL160-•	395	FNBE150NST	520
F35-0BMMB	191	FBV••SE	539	FL20-•	395	FNBE150S	520
F35-0CAMB	191	FBVG••	541	FL24-•	395	FNG•••NST	520
F35-0CMMB	191	FBVG•••	541	FL32-•	395	FNG•••S	520
F38	351	FBVL••	541	FL40-•	395	FNPSO150F-•0	530
F40	351	FBVL•••	541	FL48-•	395	FNPSO150S-•0	530
F40-•	395	FC•••	499	FL64-•	395	FNS	78
F48-•	395	FC•••F	499	FL64-Z	395	FNS2	78
F48G-••••	407	FC•••F-C	499	FL80-•	395	FNSID	78
F550	351	FC2121•	278	FL96-•	395	FO•	348
F602-0•BJ	243	FC2121•ST1••	283	FL96-Z	395	FO••	348
F602-0•BJR	243	FC2231•	278	FLG•••E	595	FO3••	348
F602-0•WJ	243	FC•31••	279, 280	FM•••	571	FOS•	348
F602-0•WJR	243	FC310•ST••	283	FM••••	516, 571	FOS••	348
F602-1•WJ	244	FC31•••	279, 280	FM••••F	516	FOS3••	348
F602-1•WJR	244	FCM312•	280	FM••••T	516	FP•••	499
F64-•	395	FCSB•••	270	FM••F••F	516	FP•••F	499
F64G-••••	407	FCSM•••	270	FM••F••S	516	FP2091•	279
F64-Z	395	FD47-C2	493	FM••F••T	516	FP250F-C	499
F72G-•A	221	FD47I-150-100	493	FM••S••	516	FP308•	279
F72G-•A-MB	221	FFB10•	361	FM••S••F	516	FP3081•	279
F72G-•M	221	FFC•0•	361	FM••S••T	516	FP475S	525
F72G-•M-MB	221	FFH•5•5F	515	FMB•••	571	FP500A	525
F73G-•A	221	FFH•5F•5F	515	FMB1000	571	FP500B	525
F73G-•A-MB	221	FFH1515S	515	FMF•••	570	FRA	78
F73G-•M	221	FFN•••	532	FMF••••	570	FRA-C	78
F73G-•M-MB	221	FFN•••NST	532	FMF••••-45	570	FRC6025	497
F74C-•A-MB	223	FFN75GHT	532	FMF••••-90	570	FRC6025F	497
F74G-•A	222	FFS•0•	361	FMF•••-45	570	FR-CAP	78
F74G-•A-MB	222	FGH••	302	FMF•••-90	570	FRP-95-•••	208, 209, 216, 217
F74G-•M	222	FHHR-•	494	FMI319••	281		

	Page #
FRP-96-•••	208, 216
FRRE-T••	635
FR-RS	78
FR-RS-C	78
FR-RS-R	78
FRR-T••	635
FRS	78
FRS-C	78
FRSGX••	631
FRSGX110	631
FRT••••	581
FS•	348
FS••	348
FS2403-•	375
FS2403-••	375
FS2404-•-•	375
FS2404-••-••	375
FS2408-•	375
FS2408-••	375
FS2501-•-•	375
FS2501-••-••	375
FS2603-•	376
FS2603-••	376
FS304C-•	376
FS304C-••	376
FS311	348
FS6400-•-•	375
FS6400-••-••	375
FS6500-•-•	375
FS6500-••-••	375
FS6602-•	376
FS6602-••	376
FS6801-•-•	376
FS6801-••-••	376
FSB	79
FSCV••	536
FSCV•••	536
FSGLBV••	536
FSGLBV•••	536
FSGV••	536
FSGV•••	536
FST••	264
FST•••	264
FSW•	502
FT••	582
FT•••	582
FT•••FS	582
FT•••G	582
FT•••SS	582
FT••B	582
FT••FS	582
FT••G	582
FT••SS	582
FT60•	623
FT60•C	623
FT600S	623
FT600SC	623
FT62•	623
FT620S	623
FTH100	632
FVFA••	284
FVL••	284
FVS••	284
FVSP••	284
FW••	396
FWV•5F•5F	532
FWV10S10S	532
FWV15F10S	532
G••••••HRPSS	32
G••••-••	62
G••••-AA-AL	33
G••••-A-AL	33
G••••-DA-AL	33
G•••-AA-AL	33
G•••-A-AL	30
G•••-A-BR	30
G•••-A-SS	30
G•••-B-AL	31
G•••-B-BR	31
G•••-B-SS	31
G•••-C-AL	31
G•••-C-ALCR	40
G•••-C-BR	31
G•••-C-BRCR	40
G•••-C-SS	31
G•••-C-SSCR	40
G•••-D-AL	32
G•••-D-BR	32
G•••-DC-AL	32
G•••-DC-BR	32
G•••-DC-SS	32
G•••-DD-AL	33
G•••-DP-AL	31
G•••-DP-BR	31
G•••-DP-SS	31
G•••-D-SS	32
G•••E	597
G•••-E-AL	30
G•••-E-ALCR	40
G•••-E-BR	30
G•••-E-BRCR	40
G•••-E-SS	30
G•••-E-SSCR	40
G•••-F-AL	30
G•••-F-BR	30
G•••-F-SS	30
G•••HRP	32
G•••HRPSS	32
G•••T	593, 597
G•••V	597
G••-A-AL	30
G••-A-BR	30
G••-A-SS	30
G••-B-AL	31
G••-B-BR	31
G••-C-AL	31
G••-C-BR	31
G••-D-AL	32
G••-D-BR	32
G••-DC-AL	32
G••-DC-BR	32
G••-DP-AL	31
G••-DP-BR	31
G••-E-AL	30
G••-E-BR	30
G••-E-SS	30
G••-F-AL	30
G••-F-BR	30
G••-F-SS	30
G••HRP	32
G•00VB	593
G10	44
G2457-00	562
G3020-C-AL	33
G3020-E-AL	33
G32••-00	562
G400N	593, 597
G52•2	401
G75-B-SS	31
G75-C-SS	31
G75-DC-SS	32
G75-DP-SS	31
G75-D-SS	32
G75HRPSS	32
G9	44
GAM•	106
GAM••	106
GAS••••NO	37, 264, 572
GAS••••NOS	39, 262, 396
GAS••••TO	396
GAW	503
GB•	93
GB••	93
GB6-1	93
GBA	93
GBA••	103
GBB1•	103
GBC	93
GBR••	252
GBR•••	252
GBR••••	252
GBRW••	259
GBRW•••	259
GBRW30R	259
GBRW4000	259
GC•••	254, 259
GCA	93
GCC	93
GDB••	93
GDB3	93
GDF•	103
GDF••	103
GDL•	103
GDL••	103
GF•	93
GF••	93
GF•••	93
GF111P•	97
GF26-1	93
GF26P•	97
GF36P•	97
GF61P•	97
GF81P•	97
GFAS••	97
GFAS6	97
GFR-0	79
GFR1-0	79
GFR1-••	79
GFR-••	79
GGH••	302
GGH•••	302
GH••••	95
GHC7	310
GHGN	306
GHV	306
GHY	306
GHYV	306
GJ••	103
GL•••	120, 254, 259

	Page #
GL3••FG	255
GLBR••	257
GLBR•••	257
GLBR••••	257
GLBR••••-4	257
GLBR•••-4	257
GLBR••-4	257
GLBR100004	257
GLBRC••	257
GLBRC•••	257
GLBRC••••	257
GLP5••	258
GLS4••	258
GLSC4••	258
GLSS••	256
GLSS•••	256
GLSS••••	256
GLSS10000	256
GLSSC•••	257
GM•	93
GM••	93, 120
GMAS••	97
GMAS6	97
GMC	93
GNB75GHT	305
GNW••	572
GNW•••	572
GNW5	572
GNWP••	572
GNWP•••	572
GNWP5	572
GPA-95-•••	209, 210, 211, 212, 213, 214, 215, 216, 217
GPA-95-292	210, 212, 215, 629
GPA-96-•••	209, 210, 212, 213, 214, 215, 217
GPA-97-•••	209, 210, 212, 214, 215, 217
GROOVLUB32	597
GRP-95-•••	208, 209, 211, 212, 214, 217
GRP-96-•••	208, 209, 211, 212, 214, 216, 217
GS•••-4	254
GS••-4	254
GS1000-4	254
GSAFETYCLIP	32
GSS••	256
GSS•••	256
GSS••••	256
GSS••••-4	256
GSS•••-4	256
GSS••-4	256
GSS10000	256
GSS10000-4	256
GWH-••••	326
GWH-C	326
GWHC-FF	326
GWHZ•••	326
H•••Y50UC	488
H3•	592
H3•5	592
H3•5BU	592
H3•BU	592
H4•0Y50SZ	488
H420R50RBS	487
H420R50UC	487
H5•••	401
H5••1-BU	401
H5••R50PBF	487
H5••R50RAF	487
H5••R50RAS	487
H5••R50RBF	487
H5••R50UC	487
H507•-BU	403
H52••NST	401
H52•1-A-BU	401, 402
H52•1L-A-BU	402
H52•2-A	401, 402
H52•2L-A	402
H57••	403
H6••	404
H6••Y50PBF	488
H6••Y50RAF	488
H6••Y50RAS	488
H6••Y50RBF	488
HA••••	512
HA••••F	512
HA••••T	512
HA••S••F	512
HA••S••T	512
HA••T•F	512
HA•5•5ADP	43, 515
HA15S76	512
HA2576	305, 512
HAB•••EZ	61
HAC•••EZ	61
HAD•••EZ	61
HB•••	263, 586
HB••••	120, 577
HB••••B	577
HB••••FS	577
HB••••G	577
HB••••SS	577
HB•F•M	120, 312, 577
HBC•S	350
HBC••S	350
HC30143	490
HC90	334
HC90RB	334
HD1-•	371
HD2-•	371
HD2-••	371
HDBF75	534
HDE••	399
HDSSF75	534
HFN•••	521
HFN•••NST	521
HFN-P•	84
HFR-C•	84
HGB100NST	520
HGB100S	520
HGCFB•••NST	519
HGCFB150S	519
HGG100NST	520
HGG100S	520
HGV250	504
HGV250F	504
HGV250-H	504
HGVW250F	504
HGVW250-W	504
HH30145	490
HHCI	327
HHP•M	311, 585
HHTP	628
HN	81
HN••SS	589
HN•M•M	311, 584
HN-P	81
HN-PLUG	81
HP•	346
HPBV••	361, 545
HPBV•••	361, 545
HPBV•••SAE	361, 545
HPBV••SAE	361, 545
HPBV••SS	361, 545
HPFN150	522
HPFN150NST	522
HPSG	296
HPSGC	296
HPSGHD	296
HPSGW	296
HR	81
HR1610	152, 494
HR1610-•	152, 494
HR-C	81
HRC-•••	371
HR-CAP	81
HS•	344
HS••	344
HS•••	344
HS•••AL	610
HS•••SS	610
HS••Y	345
HSR••	491
HSR25-24	491
HSRC••	491
HSRC25-24	491
HSS•	344
HSS••	344
HSS•••	344
HST•5	260
HSTBC•••	357
HSTBC1•••	357
HT•DC	368
HT•F•	368
HT4OF•	368
HTBC•••	357
HTBG	144
HTBG6	144
HTBG••	144
HTBG••EXT	144
HTBG6EXT	144
HTBGA	144
HTBGC	144
HTBG-CT	144
HTBGS	144
HTM•••	346
HTSW	502
HU100•••	90
HU100•••BW	90
HU1002•••	90
HU1502200	90
HU200•••	90
HU200200BW	90
HU206•••	90
HU602•••	90
HWH50	303

	Page #
HWH50-75	303
HY•	371
HY••	371
IA•••TP	629
IB•••	27
IBR••••	333
IBV••	545
IBV•••	545
IBV50BOV	629
IC•••	23
ICL••••	333
ID•••	25
ID•••TC	629
IH•••	29
IH6	62
IHSC152	62
IHSC34	62
IRC4025	497
IRC4025F	497
ITDH	636
ITD-••	636
IXAN••	406
IXAN300	406
IXF16-•	400
IXF20-•	400
IXF20-Z	400
IXF24-•	400
IXF24-Z	400
IXF32-•	400
IXF32-Y	400
IXF32-Z	400
IXF40-•	400
IXF48-•	400
IXF48-T	400
IXF48-U	400
IXF48-V	400
IXF48-W	400
IXF48-X	400
IXF48-Y	400
IXF48-Z	400
IXF64-•	400
IXF64-T	400
IXF64-U	400
IXF64-V	400
IXF64-W	400
IXF64-X	400
IXF64-Y	400
IXF64-Z	400
IXF96-•	400
IXF96-••	400
IXFDPLG•••	405
IXFS••	406
IXH••	399
IXHC•••	399
IXHCG•••	399
IXM••	399
IXMS••	406
IXPE32-3A	405
IXSE••	406
IXSE••-3A	405
IXV••	399
J•••	64
J4•	103, 354, 370
J844-••-BL-100	181
J844-0•-B-100	181
J844-0•-R-100	181
JS2••	350
JS3••	350
JX49	354
K•	349
K••	349
K311	349
KB12	93, 94
KHN•••	268
KLW•	272, 275
KLW••	272, 275
KM••	277
KM•••	277
KNW••	275, 606
KNW5	275
KRH••	302
KRN•••	268
KRN••••	268
KRW•	275
KRW••	275
KRW•075	275
KS•	349
KS••	349
KS••7501	349
KS311	349
KSV10-•••	138
KVW••	275, 606
L••45	594
L0•	591
L0•BU	591
L025	591
L025BU	591
L03-0•A	188
L03-0•AMB	188
L07-•00A	220
L07-200AC	219
L08-0•A	188
L08-0•AMB	188
L1110-L2287	601
L1185L	626
L14AM7-G••	411
L14AM7-G•••	411
L14AM7-G••••	411
L14AM7-R••	411
L14AM7-R•••	411
L14AM7-R••••	411
L14AM7V-R•••	439
L14AM7X-R•••	440
L16-0•A	200
L16-0•AMB	200
L17-•00A	229
L17-•00D	232
L17-600APX	230
L17-800APX	230
L17-A00A	229
L17-A00APX	230
L17-A00D	232
L17-B00A	229
L17-B00APX	230
L17-B00D	232
L18-0•A	201
L18-0•AMB	201
L215	591
L215BU	591
L26-0•A	201
L26-0•AMB	201
L28-0•A	202
L28-0•AMB	202
L30-0•A	202
L30-0•AMB	202
L40-0AA	203
L40-0AAMB	203
L40-0BA	203
L40-0BAMB	203
L50•	594
L50-0CA	203
L50-0CAMB	203
L5025	594
L606-••W	246
L606-0•B	246
L72C-•	231
L72C-•MB	231
L72M-•	228
L72M-•MB	228
L72M-•MBPX	230
L73C-•	231
L73C-•MB	231
L73M-•	228
L73M-•MB	228
L73M-•MBPX	230
L74C-•	232
L74C-•MB	232
L74M-•	229
L74M-•MB	229
L74M-•MBPX	230
LAVA221	630
LB•00	118
LCJS12-15	627
LCJS4-••	627
LCJS6-25	627
LCJS8-15	627
LCLD	627
LCTS•	626
LCTS14	626
LDC2	139
LDCF2	139
LDCM2	139
LHC95	334
LHC95RB	334
LHFS400F	515
LHFS4045F	515
LHW	44, 503
LJ•••	573
LJ••••	573
LJR•••	573
LLBV2515F	507
LM••-	398
LM••••-	398
LP••	58, 95, 353
LP16-80	95
LP2•-80	58, 95, 353
LPB•6	95
LR304•	282
LR3041•	282
LR7	64, 108
LRP-95-2••	214
LRP-96-310	214
LRP-96-7••	214
LRP-96-9••	214
LS••	345
LS•••	345

	Page #
LSS••	345
LSS•••	345
LW••200	631
M•	95
M••	95
M••100RAF	479
M••100RAS	479
M••-100UC	479
M••-25GAX	480
M••-25KAF	480
M••-25KAS	480
M••-25UC	479
M••-50GAX	480
M••-50KAF	480
M••-50KAS	480
M••-50RAF	479
M••-50RAS	479
M••-50UC	479
M16-0•A	192
M16-0•M	192
M16-03A	192, 629
M16-03M	192, 629
M20412	279
M25-25RAF	479
M26-0•A	192
M26-0•M	192
M30-0•A	192
M32-0AAMB	193
M35-0BAMB	193
M35-0CAMB	193
M5834F	307
M5834HM	307
M5834M	307
M7400-•-••	389
M7400-1•-••	389
M7455-•-••	389
M7455-1•-••	389
MA•••	269
MA•50N	270
MAH•	344
MAH••	344
MB•••	269
MBV••	545
MC2111•	278
MC2111•ST1••	283
MC2221•	278
MC309•	280
MC309•ST•0	283
MC3091•	280
MC313•	280
MC3131•	279
MCH50	303
MCM311•	280
MCM311•XL	280
MCS•••	270
MD•••••T	477
ME•••-16	100
ME•••S-16	100
ME1••	101
ME1••-1	102
ME1••S	101
ME109-NH3-1	102
ME2••	100
ME2••S	100
ME229-1	102
ME229S-1	102
ME3162-••	101
ME3162-32B	101
ME3162-32S	101
ME4••F-1	102
ME4••FS-1	102
ME612	102
ME612S	102
MEP120B	101
MEW•	101
MF200	135
MFB10•	361
MFB2	99
MFC•0•	361
MFFS••-16	99
MFN••	99
MFS••-16	99
MFS•0•	361
MFS20-20	99
MFS24-24	99
MFTN16	99
MH•	344
MH••	344
MH•Y	345
MIC••	583
MIC•••	583
MICAP••	583
MICAP•••	583
MICAP•••G	583
MICAP••G	583
MIRU7550	577
MIU••	578
MIU•••	578
ML•00M	135
ML200	135
MLS••	271
MOC250F-C	515
MOC250F-P	515
MOC3025F-C	515
MOC3025F-P	515
MP2101•	279
MP323•	281
MP3231•	281
MPB-••-••	634
MPB-20Z-20	634
MPC-••-••	634
MPC-20Z-20	634
MPC-T••	635
MPR-T••	635
MPS-••-••	634
MPS-20Z-20	634
MRCH••	590
MRCH•••	590
MS•	95, 371
MS•X•	95
MS•X••	95
MS••X••	95
MS••	95
MS•••••T	477
MSA	95
MSB	95
MSBC•••SS	68
MSBC•••SSFL	68
MSC	95, 371
MSP4••	299
MSP4PAK	299
MSP-95-989	208
MT•••	251
MT•••••	593
MTP-95-5••	208
N••	572
N•••	572
N•••NO	264, 572
NF307Y50GHT	529
NF610Y100RAS	529
NF610Y50RAS	529
NF615Y100RAF	529
NF615Y100RAS	529
NF615Y50RAF	529
NF615Y50RAS	529
NFSGX••	631
NFSGX110	631
NG••	574
NIPPLE/1	600, 601
NORG74DISPLAY	218
NPT•••TC	629
NV•F	139
NV4M	139
NW••	572
NW•••	572
NW5	572
NZ••04	299
NZ••40S	299
NZ6540QCS	299
NZMMEG5P-0••	299
NZMQC5P-•••	299
O24•BU	603
OA••	327
OCT32	571
OCTOE32	571
OCTOES32	571
OCTS••	571
O-RING-AS-334	601
P•	328
P••	328
P18••00	562
P191700	562
P1A-•00A	220, 233
P1A-•00M	220, 233
P3-TFG-•	598
P3-TFG-••	598
P41/P42	328
P8A-•60A	234
P8A-•60M	234
PAP250	501
PBC250	501
PBLSS••	255
PBLSS•••	255
PBLSS••••	255
PEDF200	534
PEDF75	534
PF•	115
PF1•	115
PF12SS	115
PFB1•	115
PFB8	115
PFC•00	331
PFC250F	501
PFC250U	501
PFC50	331
PFCW•••	501

	Page #
PFCW•••F	501
PFCW•••F-Y	500
PFD•••	146
PFL12	115
PFL12FS	116
PFL12SS	115
PFL8	115
PFL8FS	116
PFN•00	331
PFN4005F	530
PFN50	331
PFNB•••S	520
PFNB150NST	520
PG700	145
PGH••	303
PGS••	252
PGS•••	252
PGS1000	252
PHL•	115
PHL•FS	116
PHL1•	115
PHL12FS	116
PHL12SS	115
PHL12WF	116
PHL8WF	116
PHLB1•	115
PHW	503
PIN5/16x11/4P	600, 600
PL•00	118
PL400L	118
PL400LWF	118
PL400WF	118
PM•	115
PM1•	115
PM12SS	115
PMB1•	115
PMB8	115
PML•	115
PML•FS	116
PML12	115
PML12FS	116
PML12SS	115
PN•••	571
PN••••	571
PN15	530
PN15F	530
PNB75GHT	304
PNS•••	571
PNS••••	571
POLYHA15S15F	513
POLYHA2515	513
POLYHA2515F	513
PP250F	500
PP•VEU•-MG	289
PP•VFC•-MG	289
PP•VFE•-MG	288
PP•VMC•-MG	289
PP•VME•-MG	288
PP•VTEU6-MG	289
PP•VUC•-MG	289
PPA••	34
PPA•••	34
PPA7••	337
PPB••	35
PPB•••	35
PPC••	35
PPC•••	35
PPCF7•	336
PPCM7•	336
PPD••	35
PPD•••	35
PPE••	34
PPE•••	34
PPF••	34
PPF•••	34
PPH•••	35
PPH75	35
PPLSS••	339
PPM•	339
PPN••	263, 335
PPN•••	335
PPP•••	34
PPP75	34
PPSO150F	530
PPSO150S	530
PRC	495
PRC-SPANISH	495
PRN•50F	495
PRWB	495
PS4••	214
PS4••B	208
PS403	208
PS417B	209, 212
PSM0•04	146
PSN76	305
PSW	502
PSW-B	502
PSW-Y	502
PSW-Z	502
PT••0	251
PTH-•00AG	220
PTLS10040	563
PTLS7540	563
PTP	629
PTTF150F	530
PTTF150S	530
PU••••	146
PV•••	564
PVFP••	564
PVFP•••	564
PVFPN•••	564
PVFPS200	564
PVFPSA200	564
PVN200	564
PW•5F•5F	499
PW6•5B100RBS	484
PW6•5B50RBS	484
PWH••	302
PWH•••	302
PYLS•••40	562
PYLS7540	562
QB•	112
QB••	112, 113
QB••WF	114
QB•WF	114
QB10•	113
QBCAP	114
QBM•	113
QM•	112, 114
QM••	112, 113
QM••WF	114
QM•WF	114
QM10•	113
QMCAP	114
QSS•3	112, 113
QSS103	113
QSS4	112
QTF•••T-F	529
QTF100S-F	529
QTF150F-F	529
QTF75GHT-F	529
QTM•••T-F	529
QTM100S-F	529
QTM150F-F	529
QTM75GHT-F	529
R•	328
R••	328
R•5AS	401
R•5BS	401
R•5CS	401
R•5FS	401
R•AAL-A	401
R•AAS	401
R•AS	401
R•ASS-A	402
R•BAL-A	402
R•BS	401
R•BSS-A	402
R•CAL-A	402
R•CS	401
R•CSS-A	402
R•DAL-A	402
R•DSS-A	402
R•ESS-A	402
R03-0•R	186
R03-0•RG	186
R07-•00R	220
R07-•00RG	220
R07-200RGC	219
R08-0•R	187
R08-0•RG	187
R11-0••RG	225
R11-0•C	245
R11-0•CG	245
R119-••C	245
R119-••CG	245
R125AAS-A	401, 402
R125AS-A	401, 402
R125BS-A	401, 402
R125CS-A	401, 402
R125DS-A	401, 402
R125ES	401
R125ES-A	401, 402
R12P•	397
R12P1••0	397
R1375BS	401
R1375CS	401
R1375DS	401
R1375ES	401
R15AAAS-A	401, 402
R15AAS-A	401, 402
R15AS-A	401, 402
R15BS-A	401, 402
R15CS-A	401, 402
R15DS-A	401, 402
R15ES-A	401, 402
R15GS	401
R16-0•R	195

	Page #		Page #		Page #		Page #
R16-0•RG	195	R30-0•RHG	198	R515U50CBF	485	RC•••BT	59, 416
R16-0•RH	197	R30-0AR	196	R515U50CBF/F	485	RC•••CEZ	68
R16-0•RHG	197	R30-0ARG	196	R515U50RAF	485	RC•••EZ	23
R16P•	397	R30-0ARH	198	R515U50RAF/F	485	RC•••EZCR	40
R16P1••0	397	R30-0ARHG	198	R515U50RAS	485	RC•••EZNO	23, 38
R17-•00R	224	R32P•LJR15	397	R515U50RAS/F	485	RC•••SE	416
R17-•00RG	224	R32P•SOR15	397	R64P•LJR15	397	RC•00EZPF	43
R17-A00R	224	R364-02C	245	R64P•SOR15	397	RC•F•F	312, 584
R17-A00RG	224	R364-02CG	245	R7•	592	RC075EZ-70	37
R17-B00R	224	R3AAAL-A	402	R7•BU	592	RC100EZ-•0	37
R17-B00RG	224	R3AAAS	401	R725	592	R-CN	82
R18-0•R	195	R3AASS-A	402	R725BU	592	R-CN-P	82
R18-0•RG	195	R40-0BR	196	R72G-•R	224	R-CN-PLUG	82
R18-C05R	224	R40-0BRG	196	R72G-•RG	224	R-CR	82
R18-C05RG	224	R40-0BRH	198	R72M-•R	225	R-CR-C	82
R1AAAS-A	401, 402	R40-0BRHG	198	R72M-•RG	225	R-CR-CAP	82
R1AAS-A	401, 402	R40-0CR	196	R73G-•R	224	RD•••BL	25
R1AS-A	401, 402	R40-0CRG	196	R73G-•RG	224	RD•••EZ	25
R1BS-A	401, 402	R40-0CRH	198	R74G-•R	224	RD15•••	477
R1CS-A	401, 402	R40-0CRHG	198	R74G-•RG	224	RD15•••F	477
R1DS-A	401, 402	R43-•0•RG	226	R75AAS	401	RD253	477
R1ES-A	401, 402	R46-200R	135, 219, 225	R83-200R	225	RD253F	477
R200SS	63	R46-200RG	135, 219, 225	R8P2SS	397	RDA••••EZ	52
R21-0•R	194	R48P•LJR15	397	R91-221RG	226	RDA•0•0BL	52
R21-0•RG	194	R48P•SOR15	397	R96P•LJR15	397	RDA90600EZ	46
R25AAL-A	402	R4FSS-A	402	R96P•SOR15	397	RDD••••EZ	53
R25ASS-A	402	R4GSS-A	402	RA•F•M	312, 584	RDD•••EZ	53
R25BAL-A	402	R4HSS-A	402	RA7••	310	RDL•••EZ	54
R25BSS-A	402	R4KSS-A	402	RA74	310	RDM•	277
R25CAL-A	402	R4LSS-A	402	RA9••	310	RDM••	277
R25CSS-A	402	R4MSS-A	402	RAGG••••	595	RDMA	277
R25DAL-A	402	R504-12••	310	RAGG•••50	595	RDMB	277
R25DS	401	R515100CBF	486	RAM•	105	RDWBPST•••EZ	60
R25DSS-A	401, 402	R515100CBF/F	486	RAM1•	105	RDWSP•••EZ	60
R25EAL-A	402	R515100RAF	485	RAM6WF	109	RE•••BT	59, 416
R25ES	401	R515100RAF/F	485	RAM7T	109	RE•••C	58
R25ESS-A	402	R515100RAS	485	RAMB	105	RE•••NO	38
R26-0•R	195	R515100RAS/F	485	RAMC	105	RE•••SE	416
R26-0•RG	195	R515-50CBF	485	RAMH	105	RE075-1370	37
R26-0•RH	197	R515-50CBF/F	485	RAS97•	310	RE100-1••0	37
R26-0•RHG	197	R515-50RAF	485	RB•	96, 98	RE200PF	43
R28-0•R	196	R515-50RAF/F	485	RB••	96, 98	REL••••	580
R28-0•RG	196	R515-50RAS	485	RB•••BL	27	R-EN	82
R2DS	401	R515-50RAS/F	485	RB•••EZ	27	R-EN-P	82
R2EAL-A	402	R515U100CBF	486	RB3-0•R	187	R-EN-PLUG	82
R2ES	401	R515U100CBF/F	486	RB3-0•RG	187	REP•••AS	498
R2FS	401	R515U100RAF	485	RBU••	98	REP•••AS-P	498
R30-0•R	196	R515U100RAF/F	485	RBU9	98	REP•••AS-C	498
R30-0•RG	196	R515U100RAS	485	RC•••BL	23	REP•••HY	498
R30-0•RH	198	R515U100RAS/F	485	RC•••BLNO	23, 38	REP•••PT	498

	Page #
REP•••SP	498
REP•••SP-P	498
REP•••SP-C	498
R-ER	82
R-ER-C	82
R-ER-CAP	82
RES••	273
RES•••	273
RFC•••	499
RFC•••F	499
RFP250F	499
RFST••	264
RFST•••	264
RG•••••	279
RG2051•	279
RG2061•	279
RG305•	282
RG3051•	282
RG306•	282
RG3061•	282
RGB•	96
RGB••	96
RGF••	96
RGF61P•	97
RGF81P•	97
RH•••BL	29
RH•••EZ	29
RHA••••	513
RHA••••F	513
RHA••••T	513
RHA••S••	513
RHA•5S•5F	513
RHA•5T•5F	513
RHA15S••T	513
RHA2515F-C	513
RHC••	579
RHC•••	579
RHC•••B	579
RHC•••FS	579
RHC•••G	579
RHC•••SS	579
RHC••B	579
RHC••FS	579
RHC••G	579
RHC••SS	579
RHEZ1••	63
RHEZ34	63
RHEZ6	63
R-HN	83
RHN••••SS	589
R-HN-P	83
R-HN-PLUG	83
R-HR	83
R-HR-C	83
R-HR-CAP	83
RHS••	284
RHS•••	284
RHSC1••	62
RHSC34	62
RJT-•••SP	428
RK•••	147
RK119A	249
RK119B	249
RK119D	249
RK119Y	249
RK602MD	248
RKB605WB	249
RKHN881	273
RKR10Y	249
RKR164Y	249
RLP•6	58, 95, 353
RM•	272, 276
RMA97•	310
RMS•	95
RMS••	95
RN••	273, 572
RN•••	273, 572
RN•••NO	264, 572
RNB150NST	519
RNB150S	519
RPA-95-•••	211, 212
RPA-96-735	211, 217
RPN••	315
RRH15168	477
RRH15168F	477
RRHS••	284
RRP-95-•••	211, 212, 217
RRP-96-•••	211, 212, 217
RS151••	477
RS151••F	477
RS25281	477
RS25281F	477
RSDM•5	272
RSDR•5	272
RSE••250F	495
RSE45250F-C	495
RSF•50F	509
RSF25F••T	509
RSFSA250F	509
RSFSA25F••T	509
RSHR20	272
RSK•6	272
RSM•50F	510
RSM25F••T	510
RSMSA250F	510
RSMSA25F••T	510
RSS••	284
RST•	260, 273
RST••	260, 273
RST••••	262
RST•••NOS	262, 396
RST••A	261
RST••CS	265
RST••PF	263
RSTB••	261
RSTB••CS	265
RSTB5	261
RSTV••	261
RSTV••CS	265
RTCA•0	45
RTCT•0	45
R-TN	83
R-TN-P	83
R-TN-PLUG	83
R-TR	83
R-TR-C	83
R-TR-CAP	83
RTW150	478
RWDGV250F	505
RWDGV3025F	505
RWF••	96
S••	269
S•••	269, 270
S••N	270
S10125	477
S151••	477
S151••F	477
S161••	477
S161••F	477
S2••••	477
S2••••F	477
S6175	507
S6175-H	507
S6175S	507
S7100	507
S7100-15	507
S7337S	507
SA15Y57	249
SA161X57	249
SA200AW57	248, 249
SA200CW57	248, 249
SA4050AL	604
SA600Y7-1	248
SA602MD	248
SAEB-••-••	634
SAEC-••-••	634
SAF602-057•	248, 249
SAHW	502
SAP•	261
SAP••	261
SAR10Y57	249
SB••	269
SB•••	269
SB••N	270
SBC•••AL	68, 621
SBC•••SS	68, 621
SBC800SSFL	68, 621
SBCS	104
SBDV••	508
SBG	104
SC•••	355
SC1000	355
SCCW•••	355
SCCW1000	355
SCM•8	134, 559
SCS4025F	497
SCV•••	360
SCVH•	122
SCVH••	122
SCVJ6	122
SCVL•	122
SCVL••	122
SCVM•	122
SCVM••	122
SCVR6	122
SCVS•	122
SCVS••	122
SCVS6	120, 122
SD••	272
SDMP••	272
SE•F•M	314, 581
SE45••	581
SE45•••	581
SE45•••G	581
SE45••G	581
SE45100	120, 581
SE90••	581
SE90•••	581
SE90••B	581

	Page #		Page #		Page #		Page #
SE90••FS	581	SLP1	111	SSGV•••	536	STR35•••	569
SE90••G	581	SLR•	111	SSLBV••	546	STR36051	569
SE90••SS	581	SLS•••	271	SSLBV•••	546	STR6648	569
SEGC1-•.••-12	119	SM•••F	510	SSLBV•••SP	546	STV••	261
SEGC1-•.••-14	119	SM•50S	510	SSLBV••SP	546	STV••CS	265
SEGC1-•.••-16	119	SM15S15F	510	SSPM•	318	STV•••	261
SEGC1-•.••-18	119	SM25F••T	510	SST••	582	STW•••	478
SF•••F	509	SM25F30F	510	SST•••	582	SUBV••	563
SF•50S	509	SM515W50RAF	486	SST10	144	SUBV•••	563
SF1471-•••	576	SM515W50RAS	486	ST•	260	SUBVN100	563
SF1631-•••	576	SMV•••	360	ST••	260	SV••	138, 149
SF25F••T	509	SN•••	360	ST•••	260	SV•••	138
SFC•••	360	SN1200	360	ST••CS	265	SV•••HD	138
SFC1200	360	SN75	304	ST••PF	263	SV•••SS	138
SFMF•••	570	SN75NPT	304	ST204B	352	SV200	120, 138
SFMF••••	570	SO•••	573	ST205G	352	SV30HD	138
SFMF••••-45	570	SO••••	573	ST206R	352	SV30SS	138
SFMF••••-90	570	SOE••	580	STB•	261	SW••	275
SFMF•••-45	570	SOE•••	580	STB••	261	SW•••	43, 275, 478, 515
SFMF•••-90	570	SOR•••	573	STB••CS	265	SW•••F	478
SG•••	352	SOT••	582	STB•••	261	SWCV••	566
SGH••	302	SOT•••	582	STBC•••	356	SWCV•••	566
SGH••-75	302	SP••	282	STBC•••L	357	SWDS	292
SGH100	302	SP•••	279, 282	STBC1•••	356	SWDSHOSE••	292
SGS•••	58, 353	SPF•••	360	STBC1•••L	357	SWMF•••	610
SGV•••F	506	SRH360CMP-G150	457	STC•	260	SWMF-RK1	610
SGVF•••	506	SRH360CMP-R150	457	STC••	260	SZC•••	527
SHC••••	355	SRH360NPT-G075	457	STC•••	260	SZCSF•0•0T	526
SHCP	355	SRH360NPT-R150	457	STC••••	262	SZF•0•0T	526
SHP••	583	SS•••	272, 352	STC•••NOS	262, 396	SZF•0•5F	526
SHP•••	583	SS•••-C	498	STC••A	261	SZG•••P	527
SHP•••B	583	SS•••-P	498	STC175200	262	SZG•••S	527
SHP•••FS	583	SS16-•63	362	STC-180B-R•••	458	SZM••••F	527
SHP•••G	583	SS17-•63	362	STC-180T-R•••	458	SZM••••T	527
SHP•••SS	583	SS337	94	STC-360-R•••	458	SZSF40••F	526
SHP••B	583	SSA•4	293	STFC•	358	SZSF50••F	526
SHP••FS	583	SSB•••	352	STFC••	358	SZW2	502
SHP••G	583	SSBV••	546	STFC•SS	358		
SHP••SS	583	SSBV•••	546	STFP•	359	T•••	573
SHS••	280, 284	SSBV•••SR	542	STFP••	359	T••••	573
SK••	272	SSBV••SR	542	STFP•B	359	T16AMP-•••PL	476
SK1098	343	SSBV••TW	543	STFP•SS	359	T16AMP-•••PM	476
SL••	111	SSBV100TW	543	STMC•	358	T16AMP-••••••PL	476
SL•••	520	SSC7•	309	STMC•SS	358	T16AMP-••••••PM	476
SL•••CR	110	SSCAP••	583	STMP•	359	T16W-•••PL	476
SL•••F	110	SSCF7•	309	STMP••	359	T16W-•••PM	476
SL•••H	110	SSCM7•	309	STMP•B	359	T2CM-•••PL	472
SL•••M	110	SSC-T••	635	STMP•SS	359	T2CM-•••PM	472
SL075GHT	520	SSE••	633	STR20•••	568	T2CMP-•••PL	472
SL150NST	520	SSGV••	536	STR21•••	568	T2CMP-•••PM	472

	Page #
T2KM-•••PL	473
T2KM-•••PM	473
T2KMP-•••PL	473
T2KMP-•••PM	473
T2KS-•••PL	472
T2KS-•••PM	472
T2S-•••PL	472
T2S-•••PM	472
T3114MP••••••PL	475
T3114MP••••••PM	475
T31W-••••••PL	475
T31W-••••••PM	475
T3214MP••••••PL	475
T3214MP••••••PM	475
T32W-••••••PL	475
T32W-••••••PM	475
T60•	594
T6025	594
T73E-•	235
T7MP-•••PL	474
T7MP-•••PM	474
T7RWWW-••••••PL	473
T7RWWW-••••••PM	473
T7WWM-•••PL	474
T7WWM-•••PM	474
T7WWMS-•••PL	474
T7WWMS-•••PM	474
T7WWW-•••PL	473
T7WWW-•••PM	473
TA77•	337
TA79•	337
TA97•	337
TA97•F	337
TA99•	336
TBC•••	356
TC-1000	334
TC-1050RH	334
TC97	334
TC97RB	334
TCF•	337
TCF6•	336
TCM7•	336
TCN•0•	337
TCMR-T••	635
TCR-T••-••	635
TCS•0	45
TCT•0	45
TETF4AL	56, 625
TETFG4AL	56, 625
TES-••-••	636
TES-20Z-20	636
TF••	336
TF16WF•-80	394
TF20WF•-80	394
TF32WF•-80	394
TFK	171
TFS••	335
TG••	394
TG•••	394
TGL••	394
TGL•••	394
TGR••	394
THB••	336
THN••	263
TL14AM7-•••PL	411, 476
TL14AM7-•••PM	476
TLFS••	338
TLS••	338
TLSS••	339
TLT7•	338
TM•	276, 339
TM••	276, 339, 394
TM•••	394
TM64-42	395, 396
TML••	394
TML•••	394
TML64-42	395, 396
TMR••	394
TMR••C	394
TN	81
TN••	335
TN•••	335
TN••••	335
TN•••X6SS	274, 590
TN•6	336
TN050X•	590
TN075X•	590
TN100X•	590
TN100X•B	313
TN125X•	590
TN125X6SS	590
TN150X•	590
TN150X•B	313
TN200X•	590
TN200X•B	313
TN300X•	590
TN400X•	590
TN600X•	590
TN-P	81
TN-PLUG	81
TP••	394
TP•••	394
TPF••	341
TPL••	394
TPL•••	394
TPM•	276, 341
TPN••	341
TPP140	301
TPR••	394
TPS•	340
TPS10	340
TPX•	340
TPX10	340
TR	81
TR•••	573
TR-C	81
TR-CAP	81
TRMS•••	574
TRW7	305, 340
TSA••	337
TSE••	338
TSS••	284
TSSS•••	339
TSST•••	339
TTA••	626
TTA50LP	626
TTA50SS	626
TTB••	626
TTB100	626
TTBP50	626
TTC•	340
TTC50	626
TTF3AL-3MT	55, 575, 622
TTF400SP	55, 575, 622
TTF4AL-•EMT	55, 575, 622
TTF4AL-•FT	55, 575, 622
TTF4AL-•MT	55, 575, 62
TUN•••FS	578
TUN•••G	578
TUN•••SS	578
TUN•F	311, 578
TVS7-30	305
TVW7	305, 340
TYP2501-••	144
U•••	290, 291
U30••	291
UDC2•	133
UDC2•••	133
UHGV250F	504
UHGV250-W	504
UPP250F	523
UPPT	523
UPPT•••	523
USBG	104
USW	502
VHC•••	369
VHC••••	369
VHC•••B	369
VHCN002	369
VHN•••	369
VHN••••	369
VHN•••B	369
VMIL250	508
VN••00-200	596
VNR••00-200	596
VR4030CS-AL	57, 624
VR4050AL	605
VR4050PL	605
VR4086	604
VR4086-BY	604
VR6000-•	601
VR6000-6	601
VR6200	601
VR6200NP	601
VR6230	601
VRC3000AL	57, 624
VT	79
VT•	79
VTT	79
W1•	94, 96
W104-••-••	372
W104-8-8	372
W106-••-••	372
W106-8-8	372
W2	94
W27	94, 96
W3•	94
W4-••-••-U	372
W43-••-••-U	372
W43-8-8-U	372
W44-••-••-U	372
W44-8-8-U	372
W45-••-••	372
W45-8-8	372
W46-••-••-U	372
W46-8-8-U	372
W48-••-••-U	372
W48-8-8-U	372

	Page #
W4-8-8-U	372
W49-••-••	372
W49-8-8	372
W59-••-••-U	372
W59-8-8-U	372
W60-••-••	372
W60-8-8	372
W61-••-••	372
W61-8-8	376
W74D-2A-MB32	234
W74D-2A-MB7	234
WA•	119
WA2B	119
WA2SS	119
WB•	119
WB1C	119
WB1SS	119
WBC	94
WD40	627
WDGV•••F	505
WDGV3025F	505
WDN150	521
WDN150NST	521
WDS1	292
WDSR	292
WF•	94
WF••	94
WF111	94
WF26-1	94
WHYD•0•5F	506
WILK26DISPLAY	218
WM•	94
WM••	94
WMC	94
WN••	571
WN•••	574
WN1000	574
WOC-T••-25	635
WOC-T••-50	635
WS•DC-A	366
WS•F•	366
WS•F•-BOP	366
WS1•DC-A	366
WS1•F1•	366
WS1•F1•-BOP	366
WSB-••-100	634
WSB-••T-50	634
WSB-06T-100	634
WSB-16-50	634
WSB-20Z-50	634
WSR•	119
WSR•SS	119
WSR1C	119
WSR1E	119
WT91	630
WTB-T••-50	635
WTB-T••Z-50	635
X02-04	207
X02-04MB	207
X03-02	194
X03-02MB	194
X27	354
X51-02	207
XLS-B•A0120P	559
XPO-E4F	559
XPO-P4F	559
XSO-4D4B-0A	559
XSO-4D4D-0A	559
XSO-4S4B-0A	559
XSO-4S4D-0A	559
Y00•	562
Y10075	116
YW91	630

Notes

Engineering Service

DIXON
The Right Connection™

Our Engineering Department develops workable solutions to tough problems... high external heat, flame resistance, pressure surges, hose flexing, unusual coupling end configurations requiring special clamp designs... these are only a few of the many challenges Dixon has successfully met.

Some of the services our engineers perform include:

- Working with engineering and operating management to improve existing installations.
- Making a complete study of layout, clearances and other requirements to ensure correctly engineered specifications for fittings.
- Preparing hose drawings and specifications for assurance that the hose and its connections will accurately fit and function in their appropriate applications.

Illustrated below are several types of special design couplings. Each was engineered to function with maximum reliability in meeting a specific service requirement but are also adaptable to other applications.



Custom Couplings

Dixon engineers will design, and the factory produce, special couplings to meet unusual connection or other installation requirements. A typical example is the coupling shown to the right, designed to provide reliable durability and safety in connections on long lengths of oxygen hose tied into established piping in a steel mill. Other "specials" might include lifting rings or hooks, bend shields, and heat shields.



Limited Warranty

DIXON VALVE AND COUPLING COMPANY (herein called "Dixon") warrants the products described herein, and manufactured by Dixon to be free from defects in material and workmanship for a period of one (1) year from date of shipment by Dixon under normal use and service. It's sole obligation under this warranty being limited to repairing or replacing, as hereinafter provided, at its option any product found to Dixon's satisfaction to be defective upon examination by it, provided that such product shall be returned for inspection to Dixon's factory within three (3) months after discovery of the defect. The repair or replacement of defective products will be made without charge for parts or labor. This warranty shall not apply to: (a) parts or products not manufactured by Dixon, the warranty of such items being limited to the actual warranty extended to Dixon by its supplier; (b) any product that has been subject to abuse, negligence, accident, or misapplication; (c) any product altered or repaired by others than Dixon; and (d) to normal maintenance services and the replacement of service items (such as washers, gaskets and lubricants) made in connection with such services. To the extent permitted by law, this limited warranty shall extend only to the buyer and any other person reasonably expected to use or consume the goods who is injured in person by any breach of the warranty. No action may be brought against Dixon for an alleged breach of warranty unless such action is instituted within one (1) year from the date the cause of action accrues. This limited warranty shall be construed and enforced to the fullest extent allowable by applicable law.

Other than the obligation of Dixon set forth herein, Dixon disclaims all warranties, express or implied, including but not limited to any implied warranties of merchantability or fitness for a particular purpose, and any other obligation or liability. The foregoing constitutes Dixon's sole obligation with respect to damages, whether direct, incidental or consequential, resulting from the use or performance of the product.

Some products and sizes may be discontinued when stock is depleted, or may require a minimum quantity for ordering.

Limits of Liability

This catalog is intended as a product offering. It is not intended to be a user or technical manual. Information in this catalog is subject to change without notice. All users and distributors of products sold through this catalog should contact Dixon with questions of use, compatibilities, coupling procedures and life of product. Dixon's full-time engineering and test staff is always available to recommend uses and to assist distributors and users with any questions.

Safety



This safety alert logo, which appears throughout our catalog, is used as a reminder that the user should carefully review for safety the appropriateness of the product for the media, application and environment in which it will be used.

NOTE: Because of the health hazards associated with contamination and lead content in drinking water systems, Dixon couplings, unless otherwise specifically approved, are not recommended for potable water service and should not be used in applications where drinking water will contact the wetted surfaces of the coupling.

Warning: Dixon products may contain chemicals known to the State of California to cause cancer, birth defects, or other reproduction harm.

Copyright

Copyright © 2012 by Dixon Valve and Coupling

All rights reserved. This book is copyrighted material. Use, reproduction or copying of it by anyone other than Dixon is strictly forbidden without its express written consent.

A Cam & Groove pages 16-67
B Dry Disconnect Fittings pages 68-84
C Swivel Joints pages 85-89
D Boss Fittings pages 90-99
E Air Fittings, FRL's, Gauges pages 100-259
F Shank / Water Fittings pages 260-291
G Brass Fittings pages 292-330
H Plastic Fittings pages 331-341
I Clamps pages 342-357
J Hydraulic Fittings pages 358-390
K Holedall Fittings pages 391-407
L Sanitary Fittings pages 408-470
M BPE Fittings pages 471-476
N Fire Equipment pages 477-533
O Valves pages 534-567
P Pipe & Welding Fittings pages 568-597
Q Tank Truck Fittings pages 598-615
R Rack Equipment pages 616-625
S Maintenance & Repair pages 626-633
T PTFE Hose & Fittings pages 634-636
U Technical Information pages 641-690

United States

Albany, NY
518-725-0998
178A Corporate Drive
Gloversville, NY 12078
Fax: 518-725-8542

Atlanta, GA
770-486-9619
101 T.D.K. Boulevard
Suite A
Peachtree City, GA 30269
Fax: 770-486-9813

Charlotte, NC
704-376-5755
332-B Atando Avenue
Charlotte,NC 28206
Fax: 704-376-1557

Chicago, IL
630-323-3716
40 Chestnut Avenue
Westmont, IL 60559
Fax: 630-323-4120

Cleveland, OH
330-425-3000
1900 Enterprise Parkway
Twinsburg, OH 44087
Fax: 330-425-1527

Houston, TX
713-678-4291
6525 Homestead Road
Houston, TX 77028
Fax: 713-678-8105

Kansas City, MO
816-221-0064
1244 Saline Street
N. Kansas City, MO 64116
Fax: 816-221-1108

Los Angeles, CA
909-605-6400
8840 Flower Road
Suites150/160
Rancho Cucamonga, CA 91730
Fax: 909-605-6200

Portland, OR
503-289-0400
2642 North Marine Drive
Portland, OR 97217
Fax: 503-289-0600

Salt Lake City, UT
801-972-1180
McGillis Ind. Pk. Bldg., #4
1972 South 4370 West
Salt Lake City, UT 84104
Fax: 801-972-8063

Tampa, FL
813-247-3500
5120 Adamo Drive
Suite E
Tampa, FL 33619
Fax: 813-247-7910

International

Edmonton, Alberta, Canada
780-469-5444
Fax: 780-463-9205

Innisfil, Ontario, Canada
705-436-1125
Fax: 705-436-6251

Montreal, Quebec, Canada
514-422-9292
Fax: 514-422-0166

Wingfield SA, Australia
61-8-8202-6000
Fax: 61-8-8202-6099

Preston, England
44-1-77-232-3529
Fax: 44-1-77-231-4664

Troisdorf-Spich, Germany
49-2241-84406-0
Fax: 49-2241-8440679

Monterrey, Mexico
52-81-8354-5649
Fax: 52-81-8354-8197

DIXON

The Right Connection™

Dixon Valve & Coupling Company
800 High Street
Chestertown, MD 21620
410-778-2000
Phone: 410-778-2002 • 800-355-1991
Fax: 410-778-4702 • 800-283-4966

dixonvalve.com

Customer Service: 877.963.4966

Stay connected with Dixon on:

YouTube

NAHAD MEMBER

© 2012 DVCC

DPL112-1P55M

Printed in the USA